

# VIRGINIA BASEBALL RECORD BOOK



## TABLE OF CONTENTS

|   |       |
|---|-------|
| Davenport Field at Disharoon Park .....         | 2-3   |
| 2015 National Champions.....                    | 4-5   |
| 2009 College World Series.....                  | 6     |
| 2011 College World Series.....                  | 7     |
| 2014 College World Series.....                  | 8     |
| 2021 College World Series.....                  | 9     |
| 2023 College World Series.....                  | 10    |
| NCAA Tournament History/Records .....           | 11-13 |
| ACC Tournament History.....                     | 14-17 |
| Year-by-Year Records/UVA Coaching History ..... | 18    |
| UVA in the Major League Baseball Draft.....     | 19    |
| Former Cavaliers in Professional Baseball ..... | 20-22 |
| Virginia Baseball Hall of Fame.....             | 23-33 |
| Single-Game Records .....                       | 34    |
| Batting Records .....                           | 35    |
| Pitching Records .....                          | 36    |
| Annual Leaders.....                             | 37-38 |
| Single-Season Team Records.....                 | 39    |
| National Awards and Honors/USA Baseball .....   | 40-41 |
| Postseason Awards and Honors.....               | 42    |
| ACC Awards and Honors.....                      | 43-45 |
| Series Records .....                            | 46    |
| Year-by-Year Results .....                      | 47-61 |
| Game-by-Game vs ACC, 2024 Opponents .....       | 62-68 |
| All-Time Letterwinners .....                    | 69-71 |

## ATHLETIC COMMUNICATIONS

Assistant AD, Athletic Communications ..... Jim Daves  
 Main Office Phone ..... (434) 982-5500  
 Baseball Contact ..... Scott Fitzgerald  
 Office Phone ..... (434) 924-9878  
 Mobile Phone ..... (908) 246-6818  
 E-Mail.....s.fitzgerald@virginia.edu

## BASEBALL INFORMATION

Head Coach ..... Brian O'Connor (Creighton, '93)  
 Career/UVA Record..... 839-353-2 (.704)  
 ..... (20 seasons)  
 NCAA Appearances ..... 17 (2004-17, 2021-23)  
 Associate Head Coach ..... Kevin McMullan  
 Assistant Coaches ..... Drew Dickinson, Matt Kirby  
 Asst. AD for Baseball Admin ..... Justin Armistead  
 Recruiting & Operations Asst. .... Kraigen Rasalla  
 Dir. of Player Development & Scouting..... John Hendry  
 2023 Record ..... 50-15 overall, 19-11 ACC  
 (1st Coastal/2nd overall/Coastal Division Champs)  
 2023 ACC Tournament.....1-1 in Pool B Play  
 2023 Postseason.....5-3 College World Series  
 2023 Final Rankings ..... 6 (D1B, Coaches);  
 ..... 7 (CBN, NCBWA); 8 (BA, PG)  
 Letterwinners Returning/Lost ..... 19/15  
 Position Players Returning/Lost..... 7/9  
 Two-way Players Returning/Lost ..... 2/0  
 Starting Position Players Returning/Lost ..... 6/3  
 Starting Pitchers Returning/Lost..... 1/3  
 Pitchers Returning/Lost ..... 10/9  
 Newcomers ..19 (13 freshmen, 4 grad transfers, 2  
 four-year transfers)  
 Home Facility  
 .....Davenport Field at Disharoon Park  
 Capacity/Surface.....5,919/Natural Grass  
 Dimensions .....332-370-404-370-332

## SOCIAL MEDIA



## PROGRAM HISTORY

NCAA Tournament Appearances ..... 20  
 (1972, '85, '96, 2004-17, 2021-23)  
 NCAA Championships..... 1 (2015)  
 College World Series Appearances ..... 6  
 (2009, '11, '14, '15, '21, '23)  
 College World Series Finals Appearances  
 ..... 2  
 (2014, '15)  
 NCAA Regional Championships..... 8  
 (2009, '10, '11, '13, '14, '15, '21, '23)  
 Last NCAA Regional Appearance  
 ..... Charlottesville Regional (2023)  
 Last NCAA Super Regional Appearance  
 ..... Charlottesville Super Regional (2023)  
 ACC Championships..... 4 (1972, '96, '09, '11)  
 ACC Coastal Division Championships ..... 3  
 (2010, '11, '23)

## UNIVERSITY INFORMATION

Location ..... Charlottesville, Va.  
 Founded .....by Thomas Jefferson, 1819  
 Enrollment..... 23,721 (16,793 undergraduate)  
 President..... Jim Ryan  
 Nicknames ..... Cavaliers, Wahoos, 'Hoos  
 Colors .....Orange and Blue  
 Conference.....Atlantic Coast  
 Athletics Director ..... Carla Williams  
 Deputy AD/Baseball Admin.....Ed Scott  
 Athletics Website ..... VirginiaSports.com





# DAVENPORT FIELD AT DISHAROON PARK

## HISTORY

- Stadium underwent complete overhaul after the 2001 season, making it a premier college facility.
- Bermuda grass playing surface – known as Ted Davenport Field – was dedicated April 13, 2002, against Wake Forest in honor of Thomas “Ted” Edward Davenport, former Executive Director and Secretary/ Treasurer of Virginia Student Aid Foundation.
- Field was named for Davenport to recognize his dedication to student-athletes and leadership role in fundraising.
- Prior to the 2018 season, Virginia completed an 18.6 million expansion project that extended the concourse from the LF foul pole to the scoreboard in RF, nearly 1,000 new seats, a field level club, new hitting facility and coaches offices.
- On March 2, 2018 the stadium was renamed Davenport Field at Disharoon Park, in honor of Leslie B. Disharoon and Ann Merriwether Disharoon, long time donors and supporters of the program. The renaming was made possible by an anonymous donor.



(L-R) Director of Athletics Carla Williams, Les Disharoon and head coach Brian O'Connor at the Disharoon Park dedication ceremony in 2018.



(L-R) O'Connor, Ann Disharoon and Les Disharoon in 2010.

## DISHAROON PARK FACTS AND FIGURES

- Seating Capacity:** 5,919
- Field Dimensions:** 332-370-404-370-332
- Outfield Wall Height:** 6 feet in left and right field; 8 feet from left to right center
- Largest Single-Game Attendance (Reg Season):** 5,919 vs. Virginia Tech (April 30, 2022)
- Largest Single-Game Attendance (Postseason):** 5,919 six times, last: vs. Duke (June 11, 2023)
- Largest 3-Game Series Attendance:** 16,277 vs. Virginia Tech (April 29 - May 1, 2022)
- Largest Season Attendance Average:** 3,749 (142,496 total), 2014
- Largest Season Attendance Total:** 142,496, 2014 (38 games)
- Total Attendance:** 1,833,875 (22 seasons)
- Virginia's Overall Record in Facility:** 574-170 (.772)
- Virginia's ACC Record in Facility:** 198-107 (.649)
- Virginia's Record vs. State Opponents in Facility:** 155-26 (.856)
- First Game:** Feb. 16, 2002, vs. Bucknell
- First Night Game:** March 29, 2002, vs. North Carolina
- First Virginia Win:** Feb. 16, 2002, vs. Bucknell (10-3)
- First Virginia Loss:** Feb. 26, 2002, vs. VCU (13-7)
- First ACC Win:** March 15, 2002, vs. No. 1 Florida State (11-10)
- First Win Over Ranked Team:** March 15, 2002, vs. No. 1 FSU (11-10)

## ATTENDANCE AT DISHAROON PARK

| Year            | Total Att.       | Avg. Att.    | Dates      | Record         |
|-----------------|------------------|--------------|------------|----------------|
| 2002            | 15,802           | 632          | 25         | 11-14          |
| 2003            | 16,298           | 582          | 28         | 19-9           |
| 2004            | 45,000           | 1,363        | 33         | 25-8           |
| 2005            | 41,100           | 1,141        | 36         | 31-5           |
| 2006            | 57,685           | 1,559        | 37         | 32-5           |
| 2007            | 65,661           | 1,774        | 37         | 28-9           |
| 2008            | 61,282           | 1,571        | 39         | 31-9           |
| 2009            | 51,473           | 1,513        | 34         | 29-6           |
| 2010            | 125,959          | 3,148        | 40         | 34-7           |
| 2011            | 125,355          | 3,298        | 38         | 35-5           |
| 2012            | 112,281          | 3,208        | 35         | 26-10          |
| 2013            | 124,374          | 3,189        | 39         | 35-5           |
| 2014            | 142,496          | 3,749        | 38         | 34-4           |
| 2015            | 83,825           | 3,644        | 23         | 13-10          |
| 2016            | 132,308          | 3,675        | 36         | 24-12          |
| 2017            | 107,202          | 3,248        | 34         | 28-6           |
| 2018            | 112,476          | 3,408        | 33         | 21-12          |
| 2019            | 101,668          | 3,177        | 33         | 23-10          |
| 2020            | 34,019           | 2,429        | 14         | 13-2           |
| 2021            | 10,582           | 378          | 28         | 16-12          |
| 2022            | 112,522          | 3,309        | 34         | 29-5           |
| 2023            | 154,507          | 3,678        | 42         | 37-5           |
| <b>22 years</b> | <b>1,833,875</b> | <b>2,492</b> | <b>702</b> | <b>574-170</b> |



# DAVENPORT FIELD AT DISHAROON PARK

## STADIUM FACTS

- The stadium seats 5,919 (third largest in the ACC) and includes a canopied grandstand with nearly 3,000 chairback seats encircling the playing surface, left field bleacher seats, grass hillside seating down the left-field line, 140 permanent field level seats equipped with a lounge and seven suites for lease by fans and corporate sponsors.

## FAN SUPPORT


- Disharoon Park welcomed its one millionth fan early in March 2015.
- Virginia has drawn over 1,000,000 fans since 2009, including over 100,000 fans in nine of the last 10 seasons.
- UVA averaged a program-record 3,749 spectators per game in 2014 and has ranked in the top 20 nationally in attendance each of the last 10 years.
- Disharoon Park provides one of the best home-field advantages in college baseball: UVA is 544-147 (.787) at home since 2004.
- The facility has played host to 10 NCAA Regionals (2004, 2006, 2007, 2010, 2011, 2012, 2013, 2014, 2016, 2023) and six NCAA Super Regionals (2010, 2011, 2013, 2014, 2015, 2023).



**RYAN ZIMMERMAN HITTING FACILITY**



**INDOOR PITCHING LAB**



**FIELD LEVEL CLUB**



**CHRIS TAYLOR PERFORMANCE CENTER**

| TOP 20 DISHAROON PARK CROWDS |           |                                    |
|------------------------------|-----------|------------------------------------|
| ATTEND                       | DATE      | OPPONENT                           |
| 5919                         | 6/11/2023 | Duke (Super Regional)              |
| 5919                         | 6/10/2023 | Duke (Super Regional)              |
| 5919                         | 6/9/2023  | Duke (Super Regional)              |
| 5919                         | 4/30/2022 | Virginia Tech                      |
| 5919                         | 6/4/2023  | East Carolina (Regional)           |
| 5919                         | 6/3/2023  | East Carolina (Regional)           |
| 5706                         | 3/26/2023 | Florida State                      |
| 5487                         | 6/2/2023  | Army (Regional)                    |
| 5485                         | 5/1/2022  | Virginia Tech                      |
| 5309                         | 4/15/2023 | Pitt                               |
| 5286                         | 4/3/2022  | Georgia Tech                       |
| 5074                         | 4/14/2012 | North Carolina                     |
| 5050                         | 6/13/2011 | UC Irvine (Super Regional)         |
| 5025                         | 4/19/2014 | North Carolina                     |
| 5001                         | 6/5/2014  | Maryland (Super Regional)          |
| 5001                         | 6/9/2014  | Maryland (Regional)                |
| 4980                         | 4/21/2013 | Florida State                      |
| 4975                         | 4/16/2016 | North Carolina                     |
| 4956                         | 6/9/2013  | Mississippi State (Super Regional) |
| 4950                         | 4/17/2016 | North Carolina                     |



**LOCKER ROOM**



# 2015 NATIONAL CHAMPIONS

## TD AMERITRADE PARK OMAHA; OMAHA, NEB.

A year after falling just short at the CWS Finals, Virginia entered the 2015 NCAA Tournament as a longshot. The Cavaliers banded together though to make a remarkable run to Virginia's first NCAA championship.

The Cavaliers battled through a tumultuous, injury-riddled regular season, and were not a lock to even make the 10-team ACC tournament until winning five of their final six league games – including a series sweep at North Carolina – to punch a ticket to the postseason.

Even then, UVA lost its final three games at the ACC tournament before earning a bid to the NCAA tournament as a No. 3 seed in the Lake Elsinore Regional.

The storybook tournament run turned program stalwarts Brandon Waddell, Josh Sborz, Kenny Towns and Nathan Kirby into legends, but more heroes emerged along the way.

Freshmen Adam Haseley, Ernie Clement and Pavin Smith performed like sage veterans, each coming up with head-turning performances at critical times throughout the tournament. Seldom-used senior Thomas Woodruff had the game of his life in Game 2 of the CWS Finals as UVA staved off elimination.

The long and challenging road led to the ultimate coronation – an Omaha dogpile.



### ROSTER

|    |                   |        |     |
|----|-------------------|--------|-----|
| 2  | John La Prise     | INF/OF | Jr. |
| 4  | Ernie Clement     | INF    | Fr. |
| 5  | Kevin Radford     | INF    | Sr. |
| 6  | Matt Doughty      | RHP    | Fr. |
| 7  | Adam Haseley      | LHP/OF | Fr. |
| 8  | Robbie Coman      | C      | Jr. |
| 9  | Kenny Towns       | INF    | Sr. |
| 10 | Pavin Smith       | 1B/OF  | Fr. |
| 11 | Bennett Sousa     | LHP    | Fr. |
| 12 | Charlie Cody      | INF/OF | Fr. |
| 13 | Alec Bettinger    | RHP    | So. |
| 14 | Derek Casey       | RHP    | Fr. |
| 16 | Tommy Doyle       | RHP    | Fr. |
| 17 | Jack Roberts      | RHP    | So. |
| 18 | Justin Novak      | INF/C  | Fr. |
| 19 | Nathan Kirby      | LHP    | Jr. |
| 20 | Brandon Waddell   | LHP    | Jr. |
| 21 | Matt Thaiss       | C      | So. |
| 22 | Daniel Pinero     | INF    | So. |
| 23 | Christian Lowry   | OF     | Fr. |
| 25 | Jack Gerstenmaier | INF    | Fr. |
| 27 | Josh Sborz        | RHP    | Jr. |
| 28 | Kevin Doherty     | LHP    | Jr. |
| 31 | Joe McCarthy      | OF     | Jr. |
| 32 | Mark Ostbye       | RHP    | Fr. |
| 33 | Connor Jones      | RHP    | So. |
| 34 | Riley Wilson      | LHP    | Fr. |
| 35 | David Rosenberger | LHP    | Jr. |
| 37 | Thomas Woodruff   | INF/OF | Sr. |
| 41 | Ben Cassillo      | C      | Fr. |

**Head Coach:** Brian O'Connor

**Associate Head Coach:** Kevin McMullan

**Assistant Coach:** Karl Kuhn

**Assistant Coach:** Matt Kirby

**Student Assistant:** Kevin Arico

### NCAA REGIONALS

UVA was sent to California for the Lake Elsinore Regional and took full advantage of its fresh start. The Cavaliers won three straight games, topping Southern California in the opener, 6-1, and San Diego State in the winners' bracket, 3-1, before defeating the Trojans, 14-10 in 11 innings, to advance.

UVA rallied from a 9-5 sixth-inning deficit to force extra innings and then scored five in the 11th inning to outlast the Trojans in a four-hour, 48-minute marathon that concluded at 1:18 a.m. Pacific time.

### NCAA SUPER REGIONALS

After Maryland upset top-seeded UCLA in a regional final, UVA went home for an NCAA Super Regional against the Terrapins in Charlottesville. The Cavaliers rallied in consecutive games to punch their ticket to Omaha.

After struggling throughout Game 1 against Maryland starter Mike Shawaryn, Virginia came off the mat to score five runs in the eighth inning to win, 5-3, punctuated by Kevin Doherty's two-out, bases-clearing double.

UVA trailed 4-2 heading to the bottom of the ninth in Game 2, but five straight Cavaliers reached base safely, capped when Ernie Clement hit a walk-off, two-run single to lift UVA to a 5-4 win to send the Cavaliers to Omaha.

### COLLEGE WORLD SERIES

#### JUNE 13 • VIRGINIA 5, ARKANSAS 3

Virginia opened the CWS with a 5-3 win over Arkansas, with Kenny Towns hitting an RBI double with two outs in the eighth inning to break a 3-3 tie.

UVA received timely hitting, with all five runs scoring with two outs; six of UVA's hits came after two were out.

Connor Jones (6 IP) and Josh Sborz (3 IP) combined to scatter seven hits in the win.

Virginia matched a season high by stealing five bases. Daniel Pinero swiped three bases, most by a UVA player in an NCAA tournament game and the first three-stolen base game by a player in the CWS since 2004.

#### JUNE 15 • VIRGINIA 1, FLORIDA 0

Brandon Waddell and Josh Sborz combined on a two-hit shutout as UVA topped No. 4 national seed Florida to advance to the bracket championship game.

Waddell worked seven innings, allowing two hits and three walks while striking out three to earn the win.

Sborz worked out of a jam in the eighth inning and retired all six batters he faced in recording his 15th save.

UVA scored its lone run in the sixth inning on a Robbie Coman sacrifice fly to plate Matt Thaiss.

#### JUNE 19 • FLORIDA 10, VIRGINIA 5

Virginia finished with 10 hits as eight starters recorded at least one hit each. Adam Haseley and Daniel Pinero each posted a pair of hits, while Matt Thaiss and Kenny Towns each drove in two runs.

In his first start in nine weeks after suffering a strained left lat muscle on April 17, UVA starter Nathan Kirby worked 2 2/3 innings, allowing four runs (three earned), four hits and a walk while striking out one in taking the loss.

Florida starter Logan Shore pitched 6 1/3 innings to earn the win, while the Gators racked up 11 hits, including three from Richie Martin.

#### JUNE 20 • VIRGINIA 5, FLORIDA 4

Virginia advanced to the CWS Finals as Waddell and Sborz again teamed up to slow the potent Florida offense.

Sborz worked four scoreless innings of relief to earn the win. He allowed three hits and a walk while striking out a pair.

Making his program-record 52nd career start, Waddell worked five innings, allowing four earned runs, six hits and three walks while striking out three.

Kenny Towns doubled and drove in three runs for Virginia. His sacrifice fly in the seventh inning broke a 4-4 deadlock.

Thaiss homered in the first inning as part of a 2-for-3 day.

# 2015 NATIONAL CHAMPIONS

TD AMERITRADE PARK OMAHA; OMAHA, NEB.

## JUNE 22 • VANDERBILT 5, VIRGINIA 1

Vanderbilt starting pitcher Carson Fulmer pitched 7 2/3 innings of two-hit, shutout baseball as Vanderbilt took Game 1 of the CWS Finals, 5-1.

The teams played five shutout innings before Vandy struck for a three-run rally with two outs in the sixth inning against UVA starter Connor Jones, capped by a two-run double by Will Coffey.

Jones worked 6 1/3 innings, allowing four earned runs, seven hits and two walks while striking out six. He suffered his first defeat since April 11.

Pinch hitter Jack Gerstenmaier drove in UVA's lone run with a single in the ninth inning.

## JUNE 23 • VIRGINIA 3, VANDERBILT 0

UVA got contributions from some unlikely sources in Game 2 as it forced a winner-take-all championship game.

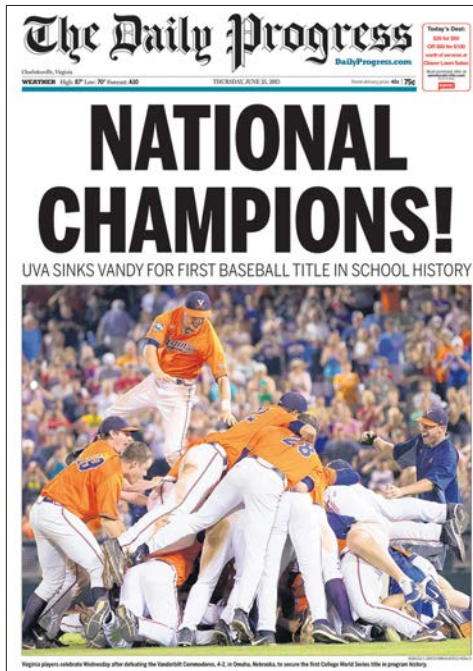
Freshman starting pitcher Adam Haseley combined with Sborz on a seven-hit shutout.

In just his fifth start of the season and the first since May 24, Haseley worked a career-high five innings, allowing four hits and three walks while striking out one. Sborz worked the final four innings to earn his third win of the CWS.

The bottom of UVA's order – 8-hole hitter Ernie Clement and 9-hole hitter Thomas Woodruff – combined to go 6-for-8 while driving in all three runs in Game 2.

Woodruff had three hits and a pair of RBI. He had recorded 16 career hits in 61 games prior to that contest. Clement also went 3-for-4.

Haseley became the second starting pitcher to also hit leadoff at the CWS (Clemson's Bailey Hendley, 1958).



Brandon Waddell

## CWS NOTES

- Virginia became the first ACC team to win the NCAA baseball championship since Wake Forest in 1955.
- The NCAA championship was the 23rd in Virginia Athletics history.
- Virginia went 10-2 in the 2015 NCAA Tournament. Seven of the wins were of the come-from-behind variety.
- Sborz was named College World Series Most Outstanding Player. He tied a CWS record by earning three wins at the 2015 CWS.
- Sborz made eight appearances in the NCAA tournament and did not allow an earned run. He did not allow an earned run over the final 27 innings of his UVA career (dating to May 15), including all 13 of his innings in Omaha.
- The Virginia-Vanderbilt finals series was just the third finals rematch in CWS history (USC-Arizona State in 1972-73, Oregon State-North Carolina in 2006-07).
- Virginia was just the third No. 3 seed or lower to win the CWS Finals since seeding began in 1988 (joining No. 3 Oregon State in 2007 and No. 4 Fresno State in 2008).
- Virginia won all five of Waddell's career CWS starts. He is tied for the fifth-most CWS starts all-time.
- Sborz, Waddell, Clement (2B), Pinero (SS) and Towns (3B) were named to the All-College World Series Team.
- Waddell was named to the CWS All-Tournament Team for the second straight year.
- Virginia was the first team to rally from a two-run deficit in the championship game since Cal State Fullerton in 2004 against Texas.
- UVA was just the third champion to lose the first game of the CWS Finals and then win the last two games (Oregon State 2006, Fresno State 2008).
- The Cavaliers scored the go-ahead run in the fifth inning or later in each of their 10 postseason wins (40 of 57 runs in fifth inning or later).
- In seven CWS games, Virginia recorded 24 two-out hits that resulted in 15 runs.
- Kenny Towns recorded hits in each of the final 10 games in the NCAA tournament.

## JUNE 24 • VIRGINIA 4, VANDERBILT 2

Virginia rallied from an early 2-0 deficit for a 4-2 win in Game 3 to earn its first national championship.

In his third start in Omaha, Waddell worked seven innings and allowed a pair of first-inning runs to go along with four hits and two walks while striking out a pair.

Waddell buckled down after his first-inning troubles and allowed just three baserunners over his final six frames while retiring the final 11 batters he faced.


Making his first relief outing in over two years, Kirby struck out five batters over two innings to earn his first career save and lock up the championship.

Freshman Pavin Smith drove in UVA's first three runs. He hit a game-tying, two-run homer in the fourth inning and drove in the eventual winning run with a two-out RBI single to score Haseley in the sixth inning.

Towns added an RBI single with two out in the seventh inning to score Haseley.



Josh Sborz



Kenny Towns



# 2009 COLLEGE WORLD SERIES

## ROSENBLATT STADIUM; OMAHA, NEB.

Virginia scored its first trip to Omaha by making a magical run through two weekends on the road in NCAA tournament play. The Cavaliers won three games in Irvine, Calif., before heading back across the country to capture a Super Regional in Oxford, Miss.

UVA traveled over 5,700 miles over the course of the tournament en route to its final destination: legendary Rosenblatt Stadium and the College World Series.

### NCAA REGIONALS

A week after winning the ACC Championship, Virginia was sent to California for the Irvine Regional, which earned the moniker "The Region of Death." It included top-ranked UC Irvine, reigning national champ Fresno State and San Diego State, which boasted No. 1 draft pick Stephen Strasburg.

In the opener, UVA rode six shutout innings from starter Robert Morey and an early home run by Phil Gosselin off of Strasburg to pull out a 5-1 win over San Diego State.

The great pitching continued the next two nights. Virginia scored a 5-0 win over UC Irvine Saturday behind 7 1/3 shutout innings from freshman starter Danny Hultzen.

The Cavaliers won their first regional championship Sunday as Andrew Carraway fired seven innings of one-run baseball in a 5-1 win over UC Irvine.

### NCAA SUPER REGIONALS

Virginia's reward for winning the regional: a trip to Oxford, Miss., to play Ole Miss in front of crowds of 10,000-plus.

Ole Miss rallied in the ninth inning of Game 1 to force extra innings, and walked off on Matt Smith's solo homer in the 12th inning to earn a 4-3 win.

Virginia turned the tables in Game 2, scoring two runs in its final at bat in the bottom of the eighth to pull out a 4-3 victory.

In Game 3, four UVA pitchers combined to scatter seven hits, while the Cavaliers broke a 1-1 tie with three runs in the fifth inning to silence the raucous Ole Miss faithful en route to a 4-1 victory.

### COLLEGE WORLD SERIES

#### JUNE 13 • LSU 9, VIRGINIA 5

No. 3 seed LSU pulled away late in a 9-5 win in Virginia's debut at the College World Series.

The Cavaliers racked up 14 hits in the game but left 14 on base which tied a season high.

UVA got 11 of its 14 hits from the 6-9 hitters in its batting order. Nine-hole hitter Keith Werman recorded a career-high four hits. Tyler Cannon and Franco Valdes each



added three hits.

UVA took a 4-3 lead in the fifth inning, as Steven Proscia homered to tie the game, and Werman later singled in a run. LSU took the lead for good in the bottom of the inning on a three-run home run from Sean Ochinko.

#### JUNE 15 • VIRGINIA 7, CAL STATE FULLERTON 5

Virginia claimed its first CWS win by holding off No. 2 seed Cal State Fullerton, 7-5, in an elimination game.

Werman continued his torrid hitting with a pair of hits and a pair of RBI, while Hultzen hit a two-run single in the second inning that broke a 2-2 tie to give UVA the lead for good.

Senior Andrew Carraway, the second of five UVA pitchers, worked 2 2/3 scoreless innings to earn the win.

#### JUNE 17 • ARKANSAS 4, VIRGINIA 3 (12)

Virginia's stay in Omaha ended with a 4-3 loss to Arkansas in 12 innings. The epic contest lasted four hours, 47 minutes.

Down to their final strike in the ninth inning, the Razorbacks tied the game on a two-run home run by Brett Eibner. They walked off in the 12th inning on a run-scoring double from Andrew Darr.

The Cavaliers had plenty of opportunities throughout the contest, and particularly in the last four innings. UVA left 14 runners on base, including eight over the final four innings.

Proscia and John Hicks each had three hits as Virginia finished with 16 hits.

Hultzen wrapped up his outstanding freshman campaign by tossing 6 1/3 innings, allowing one unearned run and striking out seven.

### CWS NOTES

• Shortstop Tyler Cannon was named to the All-College World Series Team after

going 6-for-10 with five walks and a .733 on base percentage.

• Werman racked up four hits in UVA's opener against LSU and finished 6-for-10 in the CWS.

• Overall, 63,876 fans witnessed UVA's three CWS games at Rosenblatt, including 24,904 for the Cavaliers' matchup with top-seeded LSU.

### ROSTER

|    |                   |         |       |
|----|-------------------|---------|-------|
| 2  | Keith Werman      | INF/C   | Fr.   |
| 3  | Jarrett Parker    | OF      | So.   |
| 5  | Phil Gosselin     | INF     | So.   |
| 7  | John Barr         | OF      | So.   |
| 8  | John Hicks        | C       | Fr.   |
| 9  | David Coleman     | OF      | So.   |
| 10 | Tyler Cannon      | INF     | Jr.   |
| 11 | Kevin Arico       | RHP     | So.   |
| 12 | Corey Hunt        | INF     | R-So. |
| 13 | Jared King        | INF     | Fr.   |
| 14 | John Bivens       | OF      | Fr.   |
| 15 | Matt Packer       | LHP     | Jr.   |
| 17 | Shane Halley      | OF/RHP  | Fr.   |
| 18 | Tyler Wilson      | RHP     | So.   |
| 19 | Steven Proscia    | INF     | Fr.   |
| 20 | Sean Lucas        | LHP     | R-Fr. |
| 21 | Dan Grovatt       | OF/P/1B | So.   |
| 22 | Robert Morey      | RHP     | So.   |
| 23 | Danny Hultzen     | LHP/1B  | Fr.   |
| 25 | Will Roberts      | RHP     | Fr.   |
| 27 | Tyler Biddix      | INF/OF  | So.   |
| 28 | Chad O'Connor     | RHP     | Fr.   |
| 29 | Scott Silverstein | LHP/1B  | Fr.   |
| 31 | Justin Thompson   | RHP/C   | Fr.   |
| 33 | Franco Valdes     | C       | Jr.   |
| 34 | Robert Poutier    | RHP     | Sr.   |
| 35 | Steven Kouril     | OF      | Fr.   |
| 37 | Brad Grove        | LHP     | Sr.   |
| 38 | Andrew Carraway   | RHP     | Sr.   |
| 39 | Neal Davis        | LHP     | Jr.   |
| 45 | Will Campbell     | C       | Sr.   |
| 47 | Jeff Lorick       | LHP     | Jr.   |

**Head Coach:** Brian O'Connor

**Associate Head Coach:** Kevin McMullan

**Assistant Coach:** Karl Kuhn

**Assistant Coach:** Eddie Smith

# 2011 COLLEGE WORLD SERIES

**TD AMERITRADE PARK OMAHA; OMAHA, NEB.**

Virginia won a school-record 56 games and earned the No. 1 seed in the NCAA tournament in a memorable 2011 season that was capped with a trip to the College World Series in its first year at TD Ameritrade Park Omaha.

The season may be best remembered for the wild super regional with UC Irvine, capped by Chris Taylor's two-run, walk-off single that catapulted the Cavaliers to their second CWS.

## NCAA REGIONALS

UVA cruised through its home regional, blanking Navy, 6-0, before downing St. John's (10-2) and East Carolina (13-1) to win its third straight regional championship.

Will Roberts fired a complete-game, four hitter against Navy, striking out 14 and becoming the first Cavalier to throw a shutout in the NCAA tournament.

Regional MVP Danny Hultzen continued the dominant pitching in UVA's win over St. John's, striking out 12 in seven innings. David Coleman had three hits and knocked in four runs, while Steven Proscia homered, scored three runs and drove in three.

UVA then blasted East Carolina as Tyler Wilson fired 6 1/3 innings of one-run baseball while Chris Taylor had three hits and drove in four runs. The Cavaliers finished with 17 hits.

## NCAA SUPER REGIONALS

Virginia and UC Irvine engaged in an epic super regional at Davenport Field, with the Cavaliers staging a dramatic ninth-inning rally in Game 3 to capture the series.

After Hultzen and Cody Winiarski combined on a four-hit shutout in a 6-0 Game 1 win, UC Irvine bounced back to win Game 2, 6-4, rallying from a 3-0 deficit in the sixth inning.

Trailing 2-1 with the bases empty, two outs and two strikes in the ninth inning, UVA got off the mat for the win. Coleman and Jared King singled and Reed Gragnani walked to load the bases before Taylor bounced a single up the middle to score a pair and send the Cavaliers to Omaha.

## COLLEGE WORLD SERIES

### JUNE 19 • VIRGINIA 4, CALIFORNIA 1

Virginia started the CWS with a 4-1 win over Cal, with Hultzen, Tyler Wilson and Branden Kline combining on a six-hitter. Hultzen worked 6 1/3 shutout innings.

The game was scoreless until the seventh as both teams failed to cash in on their chances. UVA broke through on a John Hicks RBI single and Proscia sac fly in the seventh.

King hit an RBI triple and Keith Werman followed with a run-scoring single in the eighth.

### JUNE 21 • SOUTH CAROLINA 7, VIRGINIA 1

No. 4 seed South Carolina scored three runs in the first inning and never trailed in a 7-1 win over Virginia. UVA managed



only five hits against USC starter Colby Holmes and relievers John Taylor and Matt Price.

Will Roberts took the loss for Virginia after allowing six runs (three earned), eight hits and a walk in 3.1 innings. UVA's bullpen limited the Gamecocks to five hits and a run over the final 5.2 innings.

A strength all season, the Cavaliers' defense committed three errors in a sloppy outing.

### JUNE 23 • VIRGINIA 8, CALIFORNIA 1

Behind 7 2/3 innings of brilliant work from starter Tyler Wilson, Virginia bounced back and eliminated Cal, 8-1. Wilson allowed just a run and five hits in matching a career-long effort while earning his second win at the CWS.

All nine starters had at least one hit as UVA racked up 11 hits. Werman went 2-for-2 and scored two runs, while Kenny Swab also notched a pair of hits, including a key single which was misplayed into a three-base error that allowed Swab to circle the bases.

Virginia scored four runs in the sixth inning to break out to a 6-0 lead, started by Swab's single and the three-base error by center fielder Darrel Matthews.

### JUNE 24 • SOUTH CAROLINA 3, VIRGINIA 2 (13)

South Carolina scored a run on a UVA error in the bottom of the 13th inning to eliminate Virginia, 3-2.

Both teams had a wealth of scoring chances, but in most cases could not capitalize. UVA left 15 runners on base and hit into four double plays, while South Carolina stranded 14 in the four-hour, 25-minute marathon.

Kline worked a season-high five innings from the eighth through 12th innings and evaded multiple problems to hold the Gamecocks scoreless.

Pitching despite being under the weather, Hultzen gutted through three innings and struck out eight of the 10 batters he faced.

## CWS NOTES

• Tyler Wilson picked up the win on the mound in both of UVA's victories and allowed two runs in 10 innings.

• Wilson was presented with the Lowe's Senior CLASS Award prior to the June 24 game against South Carolina.

• Keith Werman went 5-for-11 (.455) at the plate, while John Barr led the team with six hits.

• Danny Hultzen made two tremendous starts. He tossed 6 1/3 shutout innings in the opener vs. Cal and then struck out eight of 10 South Carolina batters in three innings while saddled with an illness.

• Over 95,000 fans watched the Cavaliers' four contests in Omaha in 2011, including 25,882 in their final game with South Carolina.

## ROSTER

|    |                    |         |     |
|----|--------------------|---------|-----|
| 2  | Keith Werman       | INF     | Jr. |
| 3  | Kyle Crockett      | LHP     | Fr. |
| 4  | Reed Gragnani      | INF/OF  | So. |
| 5  | Mitchell Shifflett | OF      | Fr. |
| 6  | Chris Taylor       | INF     | So. |
| 7  | John Barr          | OF      | Sr. |
| 8  | John Hicks         | C/1B/OF | Jr. |
| 9  | David Coleman      | OF      | Sr. |
| 11 | Stephen Bruno      | INF     | So. |
| 12 | Corey Hunt         | RHP/INF | Sr. |
| 13 | Jared King         | INF     | Jr. |
| 14 | Colin Harrington   | INF/OF  | So. |
| 15 | Ryan Briggs        | RHP     | So. |
| 16 | Branden Kline      | RHP     | So. |
| 17 | Shane Halley       | RHP/OF  | Jr. |
| 18 | Tyler Wilson       | RHP     | Sr. |
| 19 | Steven Proscia     | INF     | Jr. |
| 20 | Ryan Ashooh        | LHP     | Fr. |
| 21 | Derek Justice      | OF      | Fr. |
| 22 | Mark Podlas        | OF      | Fr. |
| 23 | Danny Hultzen      | P/1B/OF | Jr. |
| 25 | Will Roberts       | RHP     | Jr. |
| 27 | Tyler Biddix       | INF/OF  | Sr. |
| 28 | Chad O'Connor      | RHP     | So. |
| 29 | Scott Silverstein  | LHP     | Jr. |
| 30 | Rob Amaro          | INF/C   | So. |
| 31 | Justin Thompson    | RHP     | Jr. |
| 32 | Cody Winiarski     | RHP     | Sr. |
| 34 | Artie Lewicki      | RHP     | Fr. |
| 35 | Kenny Swab         | C/1B/OF | Sr. |
| 39 | Austin Young       | RHP     | Fr. |
| 43 | Ryan Levine        | C/1B    | So. |
| 45 | Aaron Stull        | LHP     | So. |
| 47 | Whit Mayberry      | RHP     | So. |

**Head Coach:** Brian O'Connor

**Associate Head Coach:** Kevin McMullan

**Assistant Coach:** Karl Kuhn

**Assistant Coach:** Eddie Smith



# 2014 COLLEGE WORLD SERIES

**TD AMERITRADE PARK OMAHA; OMAHA, NEB.**  
**CWS FINALS • NATIONAL RUNNER-UP**

Virginia's memorable 2014 season included 53 wins and the program's first trip to the College World Series Finals, but the Cavaliers fell just short of their first national championship in a fantastic three-game CWS Finals series with Vanderbilt.

The No. 3 seed in the NCAA Tournament, the Cavaliers lost just one game in the tournament prior to the CWS Finals.

## NCAA REGIONALS

Virginia swept through its home regional at Davenport Field with three decisive wins as UVA surrendered only three runs. After the Cavaliers rolled past Bucknell, 10-1, in the opener, Nathan Kirby and Nick Howard combined on a 2-hit shutout of Arkansas, 3-0, before the Cavaliers blew out the Razorbacks in the championship game, 9-2.

Kirby was named the regional's Most Outstanding Player, five teammates joined him on the all-regional team.

## NCAA SUPER REGIONALS

After dropping the first game, 5-4, to Maryland in the Charlottesville Super Regional, Virginia bounced back with a vengeance to claim the final two games to punch its ticket to Omaha.

Maryland starter Jake Stinnett and the Terrapins' pitching staff held UVA in check in the opener, but the Cavaliers exploded for seven runs and 17 hits to take Game 2, 7-3.

Virginia continued the offensive fireworks in Game 3, jumping out to a 6-0 lead through three innings while Josh Sborz was masterful on the mound, throwing seven shutout innings. UVA cruised to an 11-2 win to advance.

## COLLEGE WORLD SERIES

### JUNE 15 • VIRGINIA 2, OLE MISS 1

Mike Papi hit a walk-off double in the ninth inning to score pinch runner Thomas Woodruff as Virginia opened the CWS with a 2-1 win over Ole Miss.

Nathan Kirby (7 IP) and Artie Lewicki (2 IP) combined on a one-hitter – the first one-hitter at the CWS since 1983.

### JUNE 17 • VIRGINIA 3, TCU 2 (15)

Virginia advanced to the bracket championship by outlasting TCU 3-2 in 15 innings. The 15-inning contest tied the CWS record for the longest game by innings; it lasted four hours, 51 minutes (fourth longest by time).

After Nate Irving doubled to lead off the bottom of the 15th, Daniel Pinero hit a sac fly with one out to score Woodruff, the pinch runner.

UVA's pitching again was sensational, as Waddell (7 IP), Howard (4 IP), Whit Mayberry (2 IP) and Lewicki (2 IP) scattered nine hits and did not allow a run over the final 13 frames.

### JUNE 20-21 • VIRGINIA 4, OLE MISS 1

Virginia advanced to the CWS Finals following a rain-delayed game that spanned two days. The game was suspended after a delay of one hour, 33 minutes on Friday



night.

Sborz started the game on Friday night and returned to the mound on Saturday, working five total innings, allowing one unearned run and scattering four hits.

UVA scored three runs in the fourth inning.

Howard broke the ACC single-season saves record, pitching a scoreless ninth inning to earn his 20th save.

### JUNE 23 • VANDERBILT 9, VIRGINIA 8

Vanderbilt held off a Virginia rally to take Game 1, 9-8. The Commodores scored all nine runs during the third inning, building a 9-2 lead.

Virginia finished the game with 15 hits, while Vanderbilt had six. Brandon Cogswell and Pinero each had three hits, while Brandon Downes was 2-for-4, including a triple.

UVA starter Nathan Kirby was uncharacteristically wild in the third, issuing five walks as Vandy sent 13 batters to the plate. He worked 2 1/3 innings and allowed eight runs (five earned).

UVA's bullpen off Whit Mayberry (3 1/3 IP) and Austin Young (3 IP) held Vandy to one run.

### JUNE 24 • VIRGINIA 7, VANDERBILT 2

Behind a complete-game effort from Brandon Waddell, Virginia bounced back with a decisive 7-2 win in Game 2.

In the first nine-inning complete game of his career, Waddell allowed two runs (one earned) on five hits, walking three and striking out five.

UVA piled up 13 hits, as Kenny Towns and Joe McCarthy each went 3-for-5 and the Cavaliers rocked Vandy first-round draft pick Tyler Beede.

### JUNE 25 • VANDERBILT 3, VIRGINIA 2

Vanderbilt's John Norwood hit a solo home run in the eighth inning off Howard to break a 2-2 deadlock as the Commodores won the national championship.

Virginia loaded the bases with one out in the bottom of the eighth inning, but failed to score the tying run.

After relieving Sborz in the second inning, Lewicki worked six innings and al-

lowed only one unearned run.

UVA trailed 2-0 before scoring twice in the sixth on a Pinero RBI single and a Vandy error.

## CWS NOTES

- Five Cavaliers were named to the All-College World Series Team: Lewicki, Cogswell, Downes, Irving and Waddell.
- In four CWS appearances, Lewicki pitched 13 innings without allowing an earned run.
- Cogswell went 9-for-23 (.391) in the CWS.
- Over 134,000 fans flocked to see UVA's six games in Omaha.

## ROSTER

|    |                   |         |       |
|----|-------------------|---------|-------|
| 2  | John La Prise     | INF     | So.   |
| 3  | Tyler Allen       | OF      | Fr.   |
| 5  | Tony Butler       | INF     | Fr.   |
| 6  | Cameron Tekker    | RHP     | So.   |
| 7  | Brandon Cogswell  | INF     | Jr.   |
| 8  | Robbie Coman      | C       | So.   |
| 9  | Kenny Towns       | INF     | Jr.   |
| 10 | Brandon Downes    | OF/C    | Jr.   |
| 13 | Alec Bettinger    | RHP     | Fr.   |
| 17 | Jack Roberts      | RHP     | Fr.   |
| 18 | Nate Irving       | C       | Jr.   |
| 19 | Nathan Kirby      | LHP     | So.   |
| 20 | Brandon Waddell   | LHP     | So.   |
| 21 | Matt Thaiss       | C       | Fr.   |
| 22 | Daniel Pinero     | INF     | Fr.   |
| 23 | Derek Fisher      | OF      | Jr.   |
| 25 | Adam Bleday       | LHP     | Fr.   |
| 27 | Josh Sborz        | RHP     | So.   |
| 28 | Kevin Doherty     | LHP     | So.   |
| 30 | Connor Jones      | RHP     | Fr.   |
| 31 | Joe McCarthy      | OF/1B   | So.   |
| 33 | Nick Howard       | INF/RHP | Jr.   |
| 34 | Artie Lewicki     | RHP     | So.   |
| 35 | David Rosenberger | LHP     | So.   |
| 37 | Thomas Woodruff   | INF     | Jr.   |
| 38 | Mike Papi         | OF      | Jr.   |
| 39 | Austin Young      | RHP     | So.   |
| 42 | Brett Lisle       | LHP     | R-So. |
| 43 | Ben Carraway      | RHP     | Fr.   |
| 47 | Whit Mayberry     | RHP     | R-Sr. |

**Head Coach:** Brian O'Connor

**Associate Head Coach:** Kevin McMullan

**Assistant Coach:** Karl Kuhn

**Assistant Coach:** Matt Kirby

**Student Assistant:** Tyler Cannon



# 2021 COLLEGE WORLD SERIES

TD AMERITRADE PARK OMAHA; OMAHA, NEB.

Near the midway point of the 2021 season Virginia's chances of making the NCAA Tournament were bleak. Following a one-run loss at Georgia Tech On April 1, UVA was 11-14 overall and sat 4-12 in ACC play. The loss proved to be a turning point in the season as Virginia went on to win 14 of its last 20 ACC games to finish 18-18 in league play.

After the Cavaliers reached the semifinals of the ACC Tournament for the first time in the pool play tournament, UVA earned a three-seed in the Columbia Regional.

## NCAA REGIONALS

Despite the efforts of Jake and Zack Gelof, South Carolina defeated UVA in come-from-behind fashion, 4-3. The brothers homered in the same game for the third time in 2021.

The Cavaliers bounced back with a 13-8 win over Jacksonville behind a UVA postseason record, 21 hits. Both Zack Gelof and Kyle Teel each had four hits to tie a UVA postseason record.

The win pitted a rematch against South Carolina on June 6 in which UVA held on to a 3-2 victory. A career day on the mound from Matt Wyatt (5 IP, 0 R, 8 K) and a save from Stephen Schoch (2.1 IP, 0 H, 0 R & 5 SO) helped eliminate the Gamecocks.

Later in the same day, Virginia pitchers Griff McGarry and Brandon Neeck put forth one of the most dominant pitching efforts in NCAA postseason history. McGarry struck out the first six batters he faced and eight total in 3.1 innings. He left with a cut on his hand and Neeck fanned 16 over the next 5.2 innings, a UVA postseason record. The 24 combined strikeouts set a program single-game record. The 24 strikeouts were the most in a nine-inning game in a NCAA Division I baseball game since 1994.

After a rainout on Monday, the regional final rescheduled for Tuesday at 9 a.m. Devin Ortiz made his first career start on the mound and pitched four shutout innings. The Cavaliers came from behind twice in the contest and tied the game on a wild pitch in the eighth. Ortiz, who stayed in the game as a DH hit a walk-off homer in the 10th inning, the first walk-off home run in UVA postseason history and the first of any kind for the Cavaliers since 2013.

## NCAA SUPER REGIONALS

Another one-run loss (6-5) in the opening game against Dallas Baptist put UVA's back against the wall once again.

Virginia evened the three-game series behind a gem from McGarry who pitched seven shutout frames and struck out 10 batters. He didn't allow a hit until the seventh inning. Zack Gelof (solo shot) and Alex Tappen (3-run HR) provided all four of UVA's runs in the eighth inning.

Another hero emerged in the winner-take-all game three. Freshman Kyle Teel hit a grand slam in the seventh inning to propel UVA to its fifth College World Series. Wyatt once again set career highs on the mound after he pitched 5.2 innings of scoreless relief and struck out eight batters.



## COLLEGE WORLD SERIES

### JUNE 20 • VIRGINIA 2, TENNESSEE 1

Logan Michaels hit his first home run of the season in his first College World Series at-bat in the top of the third inning. The home run was the second of his UVA career.

Virginia sent eight batters to the plate and racked up six hits in a four-run seventh inning. Consecutive RBI singles from Michaels, Chris Newell, Zack Gelof and Max Cotier powered the rally.

On the mound, Andrew Abbott stranded seven Tennessee runners and struck out a UVA postseason-high, 10 batters over six innings of work.

### JUNE 22 • MISS STATE 3, VIRGINIA 2

Virginia starter Griff McGarry took a no-hitter and a 4-0 lead into the eighth inning, but the Bulldogs scored six runs on six hits in the frame, including a two-run and a three-run home run to go ahead 6-4.

### JUNE 24 • TEXAS 6, VIRGINIA 2

After Virginia tied the game up at two in the fifth, Texas scored the game's final four runs, all with two outs to advance.

After a nearly four-hour weather delay, the game started at 10:45 p.m. EST and ended at 1:59 a.m. EST on Friday morning.

Mike Vasil fanned eight batters, one shy of his season-high, in 7.0 IP. He retired nine-straight batters from the second to the fifth innings and then sat down eight in a row to finish his outing.

## CWS NOTES

- Virginia went 6-1 in elimination games in the NCAA Tournament.
- Zack Gelof was the lone Cavalier listed on the All-College World Series team after he reached base nine times and went 7-for-12 with three runs scored, a home run and two RBI.
- In three NCAA Tournament starts, Griff McGarry pitched 17.1 innings allowed five runs, five hits and struck out 26 batters.
- UVA played five, one-run games in the NCAA Tournament and went 2-3 in those contests.
- Chris Newell homered in the final two College World Series game.

## ROSTER

|    |                    |         |     |
|----|--------------------|---------|-----|
| 16 | Abbott, Andrew     | LHP     | Sr. |
| 43 | Baldino, Jacob     | RHP     | So. |
| 35 | Bales, Blake       | RHP     | Sr. |
| 10 | Ballesterero, Tate | 1B      | So. |
| 32 | Berry, Jake        | LHP     | Fr. |
| 11 | Burrow, Addie      | OF      | Fr. |
| 21 | Coppedge, David    | INF     | Fr. |
| 2  | Cotier, Max        | INF     | So. |
| 22 | Gelof, Jake        | INF/OF  | Fr. |
| 18 | Gelof, Zack        | INF     | Jr. |
| 19 | Greene, Alex       | RHP     | Fr. |
| 5  | Hamrock, Drew      | INF/OF  | Jr. |
| 23 | Hincks, Connor     | INF     | Fr. |
| 6  | Hlinka, Christian  | OF      | Sr. |
| 17 | Hodorovich, Jake   | RHP     | So. |
| 4  | Kent, Nic          | INF     | Jr. |
| 33 | Kosanovich, Paul   | RHP     | So. |
| 20 | Lebreux, Marc      | OF      | Sr. |
| 27 | Mabe, Avery        | RHP     | Fr. |
| 25 | McGarry, Griff     | RHP     | Sr. |
| 29 | Messinger, Zach    | RHP     | Jr. |
| 12 | Michaels, Logan    | C       | Sr. |
| 14 | Neeck, Brandon     | LHP     | Jr. |
| 9  | Newell, Chris      | OF      | So. |
| 7  | Ortiz, Devin       | INF/RHP | Sr. |
| 40 | Price, Billy       | LHP     | Jr. |
| 28 | Ritchey, Rece      | LHP     | Fr. |
| 8  | Rivoli, Brendan    | OF/C    | Sr. |
| 30 | Savino, Nate       | LHP     | So. |
| 45 | Schauer, Luke      | LHP     | Fr. |
| 37 | Schoch, Stephen    | RHP     | Gr. |
| 31 | Sullivan, Jimmy    | OF      | Jr. |
| 13 | Tappen, Alex       | 1B/OF   | Sr. |
| 3  | Teel, Kyle         | C/INF   | Fr. |
| 48 | Vasil, Mike        | RHP     | Jr. |
| 38 | Whitten, Kyle      | RHP     | Sr. |
| 15 | Wyatt, Matt        | RHP     | Jr. |

**Head Coach:** Brian O'Connor

**Associate Head Coach:** Kevin McMullan

**Assistant Coach:** Drew Dickinson

**Assistant Coach:** Matt Kirby



# 2023 COLLEGE WORLD SERIES

**CHARLES SCHWAB FIELD OMAHA; OMAHA, NEB.**

Postseason baseball returned to Charlottesville for the first time since 2016 as the Cavaliers earned the No. 7 overall seed in the 2023 NCAA Tournament. Virginia surged at the end of the regular season winning its final 10 games including ACC series sweeps of Louisville and Georgia Tech. The Cavaliers captured their first Coastal Division Crown since 2011 after a 19-11 league mark.

## NCAA REGIONALS

Virginia marched through the Charlottesville Regional behind one of the nation's top offenses and lights out starting pitching. UVA surrendered just five runs in three games, the fewest of any team in the 16 NCAA Regionals.

With wins over Army and East Carolina (2x), it marked the fifth time UVA went 3-0 in regional play and the first time since 2015.

UVA scored 10 of its 15 runs in the regional opener against Army in the first two innings en route to a 15-1 victory. The 15 runs were the most by UVA in a NCAA Tournament game since 2016. Starting pitcher Brian Edgington pitched five perfect innings and combined with Cullen McKay, Chase Hungate and Jack O'Connor for a two-hitter.

Virginia moved into the regional final with a 2-1 win over ECU in front of a sellout crowd at The Dish. Nick Parker limited the Pirates to one run over seven innings and Ethan Anderson plated the go-ahead run in the seventh with a two-out RBI single.

The Cavaliers eliminated East Carolina in the final game with a come-from-behind victory. Trailing 2-1 after six, UVA scored seven runs between the seventh and ninth innings.

All three UVA starting pitchers (Brian Edgington, Nick Parker & Connelly Early) combined to pitch 18.1 innings, allowed three runs, issued two walks and struck out 19 batters.

Early was named the Tournament's Most Outstanding Player after matching a career-high with 10 strikeouts over 6.1 innings of the Regional Final.

## NCAA SUPER REGIONALS

Virginia was paired with Coastal Division foe, Duke in the Super Regional. The Blue Devils took two out of three games against UVA in Charlottesville during the regular season and captured the Super Regional opener, 5-4.

The Cavaliers rallied back to win the final two games by a combined score of 26-6. It marked the fourth time (2009, 2014, 2021, 2023) UVA has lost the first game of a super regional and still advanced to Omaha.

UVA evened the three-game set with a 14-4 win in game two, the most runs ever by UVA in a Super Regional contest. Jake Gelof, who was one of four Cavaliers to homer, broke the program's single-season home run record and the UVA career RBI record with one swing, a two-run shot in the eighth. Starting pitcher Connelly Early struck out eight over seven innings and did not allow an earned run for his school-record tying, 12th win of the season.

Brian Edgington pitched a complete game



and struck out a season-high 11 batters in a 12-2 win. A five-run fifth inning and seven runs over the final three trips to the plate sealed UVA's second trip to Omaha in three years. Nine different Cavaliers came up with a hit in the contest including Griff O'Ferrall who went 4-for-5 with an RBI and two runs scored.

The Cavaliers scored 30 runs in the three Super Regional games, the most of the 16 Super Regional teams.

## COLLEGE WORLD SERIES JUNE 16 • FLORIDA 6, VIRGINIA 5

The Cavaliers held a two-run lead after eight innings but Florida used a three-run rally in the ninth to defeat the Cavaliers in the CWS opener for both squads.

Starting pitcher Nick Parker delivered six innings of one-run baseball and induced 12 flyouts, needing only one strikeout in his sixth quality start of the year.

UVA rallied for four runs in the seventh to take a 4-2 advantage on run-scoring hits by O'Ferrall (2-run double) and Ethan O'Donnell (RBI single).

Two solo home runs and a bases loaded walk-off sac fly gave Florida the victory.

## JUNE 18 • TCU 4, VIRGINIA 3

The Cavalier offense was limited to five hits in the elimination game, only the fifth time all year it was held to five or fewer hits in a game. After first inning runs by both teams, TCU took the lead in the third inning and never relinquished. A seventh inning home run by Ethan Anderson and an RBI ground out from O'Donnell in the eighth put UVA with in a run but TCU closer Ben Abeldt successfully completed the five-out save to seal the win.

Early took the tough luck loss despite allowing two runs over five innings of work.

## POSTSEASON NOTES

- Dating back to 2021, Virginia has lost its last three CWS games by one run.
- O'Ferrall went 3-for-9 with two runs scored and two RBI in two CWS games. He finished the NCAA postseason with a .410 batting average (16-for-39) in eight games. He set the program's single-season hits record with 108.

## ROSTER

|    |                    |         |     |
|----|--------------------|---------|-----|
| 23 | Anderson, Ethan    | C/UTL   | So. |
| 37 | Baker, Chris       | OF      | Gr. |
| 32 | Berry, Jake        | LHP     | Jr. |
| 15 | Blanco, Evan       | LHP     | Fr. |
| 25 | Buchanan, Matthew  | LHP/UTL | So. |
| 13 | Courtney, Tommy    | OF      | Gr. |
| 18 | De La Cruz, Juan   | INF     | Fr. |
| 34 | Didawick, Harrison | OF      | Fr. |
| 40 | Dobias, Evan       | RHP     | Fr. |
| 20 | Early, Connelly    | LHP     | Jr. |
| 36 | Edgington, Brian   | RHP     | Gr. |
| 22 | Gelof, Jake        | INF     | Jr. |
| 7  | Godbout, Henry     | INF     | Fr. |
| 19 | Greene, Alex       | RHP     | Jr. |
| 5  | Hanson, Luke       | INF     | Fr. |
| 10 | Hodges, Bradley    | LHP     | So. |
| 17 | Hodorovich, Jake   | RHP     | Sr. |
| 39 | Hungate, Chase     | RHP     | So. |
| 30 | Jaxel, Kevin       | RHP     | Fr. |
| 38 | Kampschror, Dean   | LHP     | Fr. |
| 27 | Mabe, Avery        | RHP     | Jr. |
| 35 | McKay, Cullen      | RHP     | Fr. |
| 14 | O'Connor, Jack     | RHP     | Fr. |
| 2  | O'Donnell, Ethan   | OF      | Jr. |
| 6  | O'Ferrall, Griff   | INF     | So. |
| 29 | Ormsby, Johnny     | LHP     | Fr. |
| 28 | Parker, Nick       | RHP     | Gr. |
| 9  | Reifsnider, Travis | C/OF    | Gr. |
| 12 | Rubin, Justin      | INF     | So. |
| 8  | Saucke, Casey      | INF     | So. |
| 45 | Schauer, Luke      | LHP     | Jr. |
| 16 | Stephan, Anthony   | INF     | So. |
| 33 | Teel, Aidan        | RHP/UTL | Fr. |
| 3  | Teel, Kyle         | C       | Jr. |
| 31 | Tonas, Angelo      | LHP     | Gr. |
| 21 | Tuft, Colin        | C/OF    | So. |
| 4  | Woolfolk, Jay      | RHP     | So. |

**Head Coach:** Brian O'Connor

**Associate Head Coach:** Kevin McMullan

**Assistant Coach:** Drew Dickinson

**Assistant Coach:** Matt Kirby



# NCAA TOURNAMENT HISTORY

| Year          | National Seed | Regional Site (Record)        | Super Regional (Record)              | CWS (Record)                 | CWS Finish | Head Coach     |
|---------------|---------------|-------------------------------|--------------------------------------|------------------------------|------------|----------------|
| 1972          | –             | Gastonia, N.C. (2-2)          | –                                    | –                            | –          | Jim West       |
| 1985          | –             | Coral Gables, Fla. (1-2)      | –                                    | –                            | –          | Dennis Womack  |
| 1996          | –             | Tuscaloosa, Ala. (3-2)        | –                                    | –                            | –          | Dennis Womack  |
| 2004          | –             | Charlottesville (2-2)         | –                                    | –                            | –          | Brian O'Connor |
| 2005          | –             | Corvallis, Ore. (0-2)         | –                                    | –                            | –          | Brian O'Connor |
| 2006          | –             | Charlottesville (1-2)         | –                                    | –                            | –          | Brian O'Connor |
| 2007          | –             | Charlottesville (2-2)         | –                                    | –                            | –          | Brian O'Connor |
| 2008          | –             | Fullerton, Calif. (1-2)       | –                                    | –                            | –          | Brian O'Connor |
| 2009          | –             | Irvine, Calif. (3-0)          | at Ole Miss (2-1)                    | 1-2                          | T5th       | Brian O'Connor |
| 2010          | 5             | Charlottesville (3-1)         | Oklahoma (1-2)                       | –                            | –          | Brian O'Connor |
| 2011          | 1             | Charlottesville (3-0)         | UC Irvine (2-1)                      | 2-2                          | T3rd       | Brian O'Connor |
| 2012          | –             | Charlottesville (1-2)         | –                                    | –                            | –          | Brian O'Connor |
| 2013          | 6             | Charlottesville (3-0)         | Mississippi State (0-2)              | –                            | –          | Brian O'Connor |
| 2014          | 3             | Charlottesville (3-0)         | Maryland (2-1)                       | 4-2                          | Runner-Up  | Brian O'Connor |
| 2015          | –             | Lake Elsinore, Calif. (3-0)   | Maryland (2-0)                       | 5-2                          | CHAMPION   | Brian O'Connor |
| 2016          | –             | Charlottesville (1-2)         | –                                    | –                            | –          | Brian O'Connor |
| 2017          | –             | Fort Worth, Texas (1-2)       | –                                    | –                            | –          | Brian O'Connor |
| 2021          | –             | Columbia (4-1)                | vs. Dallas Baptist in Columbia (2-1) | 1-2                          | T5th       | Brian O'Connor |
| 2022          | –             | Greenville (1-2)              | –                                    | –                            | –          | Brian O'Connor |
| 2023          | 7             | Charlottesville (3-0)         | Duke (2-1)                           | 0-2                          | T7th       | Brian O'Connor |
| <b>Totals</b> |               | <b>20 appearances (41-26)</b> | <b>8 appearances (13-9)</b>          | <b>6 appearances (13-12)</b> |            |                |

**TOTAL:** 67-47; **Home:** 31-18; **Road:** 5-7; **Neutral:** 31-22

## 1972 (2-2)

### NCAA District III Playoffs

#### Sims Legion Park • Gastonia, N.C.

|        |                     |         |
|--------|---------------------|---------|
| June 1 | Richmond.....       | W, 18-2 |
| June 2 | Ole Miss.....       | W, 9-3  |
| June 2 | South Alabama ..... | L, 1-6  |
| June 2 | Ole Miss.....       | L, 0-9  |

## 1985 (1-2)

### NCAA Atlantic Regional

#### Mark Light Stadium • Coral Gables, Fla.

|        |                    |         |
|--------|--------------------|---------|
| May 24 | Florida.....       | W, 14-1 |
| May 25 | Miami (Fla.) ..... | L, 6-22 |
| May 26 | Florida.....       | L, 2-15 |

## 1996 (3-2)

### NCAA South I Regional

#### Sewell Thomas Stadium • Tuscaloosa, Ala.

|        |                  |         |
|--------|------------------|---------|
| May 23 | Notre Dame ..... | L, 1-12 |
| May 24 | Princeton.....   | W, 12-2 |
| May 25 | Notre Dame ..... | W, 7-1  |
| May 25 | Stetson .....    | W, 5-4  |
| May 26 | Alabama.....     | L, 8-18 |

## 2004 (2-2)

### NCAA Charlottesville Regional

#### Davenport Field • Charlottesville, Va.

|        |                    |        |
|--------|--------------------|--------|
| June 5 | Princeton.....     | L, 2-4 |
| June 5 | George Mason ..... | W, 7-2 |
| June 6 | Princeton.....     | W, 9-0 |
| June 6 | Vanderbilt.....    | L, 3-7 |

## 2005 (0-2)

### NCAA Corvallis Regional

#### Goss Stadium • Corvallis, Ore.

|        |                 |        |
|--------|-----------------|--------|
| June 3 | St. John's..... | L, 3-5 |
| June 4 | Ohio State..... | L, 1-2 |

## 2006 (1-2)

### NCAA Charlottesville Regional

#### Davenport Field • Charlottesville, Va.

|        |                     |         |
|--------|---------------------|---------|
| June 2 | Lehigh.....         | W, 11-5 |
| June 3 | South Carolina..... | L, 2-8  |
| June 4 | Evansville.....     | L, 4-15 |

## 2007 (2-2)

### NCAA Charlottesville Regional

#### Davenport Field • Charlottesville, Va.

|        |                    |             |
|--------|--------------------|-------------|
| June 1 | Lafayette.....     | W, 5-1      |
| June 2 | Oregon State ..... | W, 7-4 (13) |
| June 4 | Oregon State ..... | L, 3-5      |
| June 5 | Oregon State ..... | L, 3-7      |

## 2008 (1-2)

### NCAA Fullerton Regional

#### Goodwin Field • Fullerton, Calif.

|        |                           |        |
|--------|---------------------------|--------|
| May 30 | UCLA.....                 | L, 2-3 |
| May 31 | Rider.....                | W, 8-2 |
| June 1 | Cal State Fullerton ..... | L, 1-4 |

## 2009 (6-3)

### NCAA Irvine Regional

#### Anteater Ballpark • Irvine, Calif.

|        |                       |        |
|--------|-----------------------|--------|
| May 29 | San Diego State.....  | W, 5-1 |
| May 30 | No. 6 UC Irvine ..... | W, 5-0 |
| May 31 | No. 6 UC Irvine ..... | W, 5-1 |

### NCAA Oxford Super Regional

#### Oxford-University Stadium/ Swayze Field • Oxford, Miss.

|        |               |             |
|--------|---------------|-------------|
| June 5 | Ole Miss..... | L, 3-4 (12) |
| June 6 | Ole Miss..... | W, 4-3      |
| June 7 | Ole Miss..... | W, 5-1      |

### NCAA College World Series

#### Rosenblatt Stadium • Omaha, Neb.

|         |                              |             |
|---------|------------------------------|-------------|
| June 13 | No. 1 LSU.....               | L, 5-9      |
| June 15 | No. 2 Cal State Fullerton .. | W, 7-5      |
| June 17 | Arkansas.....                | L, 3-4 (12) |

## 2010 (4-3) • No. 5 National Seed

### NCAA Charlottesville Regional

#### Davenport Field • Charlottesville, Va.

|        |                 |         |
|--------|-----------------|---------|
| June 4 | VCU.....        | W, 15-4 |
| June 5 | Ole Miss.....   | W, 13-7 |
| June 6 | St. John's..... | L, 5-6  |
| June 7 | St. John's..... | W, 5-3  |

### NCAA Charlottesville Super Regional

#### Davenport Field • Charlottesville, Va.

|         |               |         |
|---------|---------------|---------|
| June 12 | Oklahoma..... | W, 3-2  |
| June 13 | Oklahoma..... | L, 7-10 |
| June 14 | Oklahoma..... | L, 0-11 |

## 2011 (7-3) • No. 1 National Seed

### NCAA Charlottesville Regional

#### Davenport Field • Charlottesville, Va.

|        |                    |         |
|--------|--------------------|---------|
| June 3 | Navy.....          | W, 6-0  |
| June 4 | St. John's.....    | W, 10-2 |
| June 5 | East Carolina..... | W, 13-1 |

### NCAA Charlottesville Super Regional

#### Davenport Field • Charlottesville, Va.

|         |                |        |
|---------|----------------|--------|
| June 11 | UC Irvine..... | W, 6-0 |
| June 12 | UC Irvine..... | L, 4-6 |
| June 13 | UC Irvine..... | W, 3-2 |

### NCAA College World Series

#### TD Ameritrade Park Omaha • Omaha, Neb.

|         |                           |             |
|---------|---------------------------|-------------|
| June 19 | California.....           | W, 6-1      |
| June 21 | No. 4 South Carolina..... | L, 1-7      |
| June 23 | California.....           | W, 8-1      |
| June 24 | No. 4 South Carolina..... | L, 2-3 (13) |

## 2012 (1-2)

### NCAA Charlottesville Regional

#### Davenport Field • Charlottesville, Va.

|        |                        |        |
|--------|------------------------|--------|
| June 2 | Army.....              | W, 9-1 |
| June 3 | Appalachian State..... | L, 5-6 |
| June 3 | Oklahoma.....          | L, 4-5 |



# NCAA TOURNAMENT HISTORY

## 2013 (3-2) • No. 6 National Seed

### NCAA Charlottesville Regional

#### Davenport Field • Charlottesville, Va.

|        |      |       |         |
|--------|------|-------|---------|
| May 31 | Army | ..... | W, 2-1  |
| June 1 | Elon | ..... | W, 2-0  |
| June 2 | Elon | ..... | W, 11-3 |

### NCAA Charlottesville Super Regional

#### Davenport Field • Charlottesville, Va.

|        |                   |       |         |
|--------|-------------------|-------|---------|
| June 8 | Mississippi State | ..... | L, 6-11 |
| June 9 | Mississippi State | ..... | L, 5-6  |

## 2014 (9-3) • No. 3 National Seed

### NCAA Charlottesville Regional

#### Davenport Field • Charlottesville, Va.

|        |          |       |         |
|--------|----------|-------|---------|
| May 30 | Bucknell | ..... | W, 10-1 |
| May 31 | Arkansas | ..... | W, 3-0  |
| June 1 | Arkansas | ..... | W, 9-2  |

### NCAA Charlottesville Super Regional

|        |          |       |         |
|--------|----------|-------|---------|
| June 7 | Maryland | ..... | L, 4-5  |
| June 8 | Maryland | ..... | W, 7-3  |
| June 9 | Maryland | ..... | W, 11-2 |

### NCAA College World Series

#### TD Ameritrade Park Omaha • Omaha, Neb.

##### National Runners-Up

|          |             |       |             |
|----------|-------------|-------|-------------|
| June 15  | Ole Miss    | ..... | W, 2-1      |
| June 17  | No. 7 TCU   | ..... | W, 3-2 (15) |
| J. 20-21 | Ole Miss    | ..... | W, 4-1      |
| June 23  | Vanderbilt* | ..... | L, 8-9      |
| June 24  | Vanderbilt* | ..... | W, 7-2      |
| June 25  | Vanderbilt* | ..... | L, 2-3      |

## 2015 (10-2) • NCAA CHAMPIONS

### NCAA Lake Elsinore Regional

#### Lake Elsinore Diamond • Lake Elsinore, Calif.

|        |                     |       |               |
|--------|---------------------|-------|---------------|
| May 29 | Southern California | ..... | W, 6-1        |
| May 30 | San Diego State     | ..... | W, 3-1        |
| May 31 | Southern California | ..... | W, 14-10 (11) |

### NCAA Charlottesville Super Regional

#### Davenport Field • Charlottesville, Va.

|        |          |       |        |
|--------|----------|-------|--------|
| June 5 | Maryland | ..... | W, 5-3 |
| June 6 | Maryland | ..... | W, 5-4 |

### NCAA College World Series

#### TD Ameritrade Park Omaha • Omaha, Neb.

|         |               |       |         |
|---------|---------------|-------|---------|
| June 13 | Arkansas      | ..... | W, 5-3  |
| June 15 | No. 4 Florida | ..... | W, 1-0  |
| June 19 | No. 4 Florida | ..... | L, 5-10 |
| June 20 | No. 4 Florida | ..... | W, 5-4  |
| June 22 | Vanderbilt*   | ..... | L, 1-5  |
| June 23 | Vanderbilt*   | ..... | W, 3-0  |
| June 24 | Vanderbilt*   | ..... | W, 4-2  |

## 2016 (1-2)

### NCAA Charlottesville Regional

#### Davenport Field • Charlottesville, Va.

|        |                |       |         |
|--------|----------------|-------|---------|
| June 3 | William & Mary | ..... | W, 17-4 |
| June 4 | East Carolina  | ..... | L, 6-8  |
| June 5 | William & Mary | ..... | L, 4-5  |

## 2017 (1-2)

### NCAA Fort Worth Regional

#### Lupton Stadium • Fort Worth, Texas

|        |                |       |         |
|--------|----------------|-------|---------|
| June 3 | Dallas Baptist | ..... | W, 6-3  |
| June 4 | No. 6 TCU      | ..... | L, 1-5  |
| June 5 | Dallas Baptist | ..... | L, 8-11 |

## 2021 (7-4)

### NCAA Columbia Regional

#### Founders Park • Columbia, S.C.

|        |                     |       |             |
|--------|---------------------|-------|-------------|
| June 4 | at South Carolina   | ..... | L, 3-4      |
| June 5 | Jacksonville        | ..... | W, 13-8     |
| June 6 | at South Carolina   | ..... | W, 3-2      |
| June 6 | No. 11 Old Dominion | ..... | W, 6-3      |
| June 8 | No. 11 Old Dominion | ..... | W, 4-3 (10) |

### NCAA Columbia Super Regional

#### Founders Park • Columbia, S.C.

|         |                |       |        |
|---------|----------------|-------|--------|
| June 12 | Dallas Baptist | ..... | L, 5-6 |
| June 13 | Dallas Baptist | ..... | W, 4-0 |
| June 14 | Dallas Baptist | ..... | W, 5-2 |

### NCAA College World Series

#### TD Ameritrade Park Omaha • Omaha, Neb.

|         |                         |       |        |
|---------|-------------------------|-------|--------|
| June 20 | No. 3 Tennessee         | ..... | W, 6-0 |
| June 22 | No. 7 Mississippi State | ..... | L, 5-6 |
| June 24 | No. 2 Texas             | ..... | L, 2-6 |

## 2022 (1-2)

### NCAA Greenville Regional

#### Clark-LeClair Stadium • Greenville, N.C.

|        |                     |       |        |
|--------|---------------------|-------|--------|
| June 3 | Coastal Carolina    | ..... | W, 7-2 |
| June 4 | No. 8 East Carolina | ..... | L, 2-4 |
| June 5 | Coastal Carolina    | ..... | L, 6-7 |

## 2023 (5-3)

### NCAA Charlottesville Regional

#### Disharoon Park • Charlottesville, Va.

|        |               |       |         |
|--------|---------------|-------|---------|
| June 2 | Army          | ..... | W, 15-1 |
| June 3 | East Carolina | ..... | W, 2-1  |
| June 4 | East Carolina | ..... | W, 8-3  |

### NCAA Charlottesville Super Regional

#### Disharoon Park • Charlottesville, Va.

|         |      |       |         |
|---------|------|-------|---------|
| June 9  | Duke | ..... | L, 4-5  |
| June 10 | Duke | ..... | W, 14-4 |
| June 11 | Duke | ..... | W, 12-2 |

### NCAA College World Series

#### Charles Schwab Field Omaha • Omaha, Neb.

|         |         |       |        |
|---------|---------|-------|--------|
| June 16 | Florida | ..... | L, 5-6 |
| June 18 | TCU     | ..... | L, 3-4 |

\*denotes CWS Finals

### Walk-off Hits in NCAA Tournament

|         |   |
|---------|---|
| 6/13/11 | Chris Taylor single (9th) vs. UC Irvine |
| 6/6/15  | Ernie Clement single (9th) vs. Maryland |
| 6/8/21  | Devin Ortiz (10th) home run vs. ODU     |

### Complete Games in NCAA Tournament

|         |  |
|---------|--|
| 6/1/72  | Steve Brindle (9 inn.) vs. Richmond      |
| 6/3/72  | Steve Lacross (9 inn.) vs. South Alabama |
| 5/24/85 | Tim Burcham (9 inn.) vs. Florida         |
| 5/25/96 | Seth Greisinger (9 inn.) vs. Notre Dame  |
| 6/6/04  | Matt Avery (9 inn.) vs. Princeton*       |
| 6/5/04  | Joe Koshansky (9 inn.) vs. George Mason  |
| 6/3/11  | Will Roberts (9 inn.) vs. Navy*          |
| 6/24/14 | Brandon Waddell (9 inn.) vs. Vanderbilt  |
| 6/6/04  | Brian Edgington (9 inn.) vs. Duke        |

\*Shutout

### Most Runs in a NCAA Tournament Game:

18 vs. Richmond (6/1/72)

### Most Runs in a NCAA Regional Game

18 vs. Richmond (6/1/72)

### Most Runs in a NCAA Super Regional Game

14 vs. Duke (6/10/23)

### Most Runs in a College World Series Game

8 vs. California (6/23/11)

8 vs. Vanderbilt (6/23/15)

### Most Runs in an NCAA Regional

38 in 2010 (4 games)

### Most Runs in an NCAA Super Regional

30 in 2023 (3 games)

### Fewest Runs Allowed in NCAA Regional

2 in 2009 (3 games)

### Fewest Runs Allowed in NCAA Super Regional

7 in 2015 (2 games)

### College World Series Individual Game Records

**AB:** 7 – Chris Taylor vs. South Carolina, 6/24/11

**H:** 4 – Keith Werman vs. LSU, 6/13/11

**RBI:** 3 – Pavin Smith vs. Vanderbilt, 6/24/15

3 – Kenny Towns vs. Florida, 6/20/15

**2B:** 2 – Branden Cogswell vs. TCU, 6/17/14

**3B:** 1 – Several Times

**HR:** 1 – Several Times

**TB:** 7 – Franco Valdes vs. LSU, 6/13/11

**BB:** 3 – Branden Cogswell vs. Ole Miss, 6/15/14

3 – Jarrett Parker vs. LSU, 6/13/09

**SB:** 3 – Daniel Pinero vs. Arkansas, 6/13/15

**IP:** 9.0 – Brandon Waddell vs. Vanderbilt, 6/24/14

**SO:** 10 – Andrew Abbott vs. Tennessee, 6/20/21

# NCAA TOURNAMENT HISTORY

## CAREER POSTSEASON RECORDS

### BATTING/BASE RUNNING

|               |      |  |
|---------------|------|--|
| Batting Avg.* | .467 | Stephen Bruno (7-15), 2010, '12                      |
| Games         | 32   | Kenny Towns, 2012-15                                 |
| Starts        | 30   | Kenny Towns, 2012-15                                 |
| At Bats       | 123  | Kenny Towns, 2012-15                                 |
| Runs          | 24   | Daniel Pinero, 2014-16<br>Keith Werman, 2009-12      |
| Hits          | 37   | Kenny Towns, 2012-15                                 |
| Doubles       | 9    | Kenny Towns, 2012-15                                 |
| Triples       | 2    | John Hicks, 2009-11                                  |
| Home Runs     | 6    | Adam Haseley (2015-17),<br>Brandon Downes (2012-14)  |
| RBI           | 28   | Kenny Towns (2012-15)                                |
| Total Bases   | 54   | Tyler Cannon (2007-10)                               |
| Walks         | 21   | Jake Gelof (2021-22)                                 |
| Int. BB       | 2    | 6 players tied                                       |
| HBP           | 6    | Joe McCarthy (2013-15)                               |
| Strikeouts    | 24   | Jarrett Parker (2009-10)                             |
| Sac Flies     | 4    | Jeremy Farrell (2006-08)<br>Steven Proscia (2009-11) |
| Sac Bunts     | 15   | Keith Werman (2009-12)                               |
| Stolen Bases  | 7    | Chris Taylor (2010-12)                               |
| SB Att.       | 10   | Chris Taylor (2010-12)                               |

\* minimum 15 AB

### PITCHING

|            |       |   |
|------------|-------|---|
| ERA^       | 0.51  | Josh Sborz (35 IP 2013-15)                          |
| Opp. BA^   | .088  | Griff McGarry (15 IP 2021)                          |
| K/9 IP^    | 13.91 | Craig Zaikov (11 IP 1996)                           |
| Wins       | 6     | Brandon Waddell<br>Josh Sborz (2013-15)             |
| Losses     | 3     | Nathan Kirby (2013-15)                              |
| Saves      | 3     | Josh Sborz (2013-15)                                |
| Apps.      | 14    | Kevin Arico (2009-10)<br>Josh Sborz (2013-15)       |
| Starts     | 11    | Tyler Wilson (2009-11)<br>Brandon Waddell (2013-15) |
| CG         | 1     | Nine times  |
| Innings    | 73.0  | Brandon Waddell (2013-15)                           |
| Hits       | 60    | Brandon Waddell (2013-15)                           |
| Runs       | 25    | Brandon Waddell (2013-15)                           |
| ER         | 19    | Brandon Waddell (2013-15)                           |
| Walks      | 19    | Brandon Waddell (2013-15)                           |
| Strikeouts | 62    | Danny Hultzen (2009-11)                             |

### FIELDING

|         |     |                         |
|---------|-----|-------------------------|
| Putouts | 173 | John Hicks (2009-11)    |
| Assists | 84  | Daniel Pinero (2014-16) |
| Errors  | 7   | Two players tied        |
| DP      | 21  | Keith Werman (2009-12)  |
| CS      | 7   | Franco Valdes (2008-10) |



Kenny Towns

## TEAM SINGLE-GAME POSTSEASON RECORDS

### BATTING/BASE RUNNING

|             |    |                                      |
|-------------|----|--------------------------------------|
| AB          | 50 | TCU (CWS), 6/17/14                   |
| Runs        | 18 | Richmond (R), 6/1/72                 |
| Runs (Inn.) | 9  | Florida (R), 5/24/85 (4th inn)       |
| Hits        | 21 | Jacksonville (R), 6/5/21             |
| RBI         | 17 | William & Mary (R), 6/3/16           |
| Doubles     | 7  | Army (R), 6/2/23                     |
| Triples     | 2  | William & Mary (R), 6/3/16           |
| HR          | 4  | Duke (SR), 6/10/23                   |
| Tot Bases   | 34 | William & Mary (R), 6/3/16           |
| BB          | 14 | Southern California (R), 5/31/15     |
| Int. BB     | 2  | 2x, last vs. S. Car. (CWS), 6/24/11  |
| HBP         | 5  | Army (R), 6/1/12                     |
| Strikeouts  | 17 | Arkansas (CWS), 6/17/09              |
| Sac Flies   | 2  | 7x, last vs. Duke (SR) 6/10/23       |
| Sac Bunts   | 4  | Bucknell (R), 5/30/14                |
| SB          | 5  | 2x, last vs. Arkansas (CWS), 6/13/15 |
| SB Att.     | 8  | Arkansas (CWS), 6/13/15              |
| LOB         | 15 | South Carolina (CWS), 6/24/11        |

### PITCHING

|            |      |                           |
|------------|------|---------------------------|
| Innings    | 15.0 | TCU (CWS), 6/17/14        |
| Hits       | 24   | at Alabama (R), 5/26/96   |
| Runs       | 18   | at Alabama (R), 5/26/96   |
| Runs (Inn) | 9    | Vanderbilt (CWS), 6/23/14 |
| ER         | 18   | at Alabama (R), 5/26/96   |
| Walks      | 8    | Coastal Carolina, 6/5/22  |
| Strikeouts | 24*  | Old Dominion (R), 6/6/21  |
| HR Against | 4    | Oklahoma (SR), 6/14/10    |

### FIELDING

|            |    |                                      |
|------------|----|--------------------------------------|
| Putouts    | 45 | TCU (CWS), 6/17/14                   |
| Assists    | 17 | TCU (CWS), 6/17/14                   |
| Errors     | 4  | 2x, last vs. Miss. St. (SR), 6/8/13  |
| DP         | 3  | 3x, last vs. Arkansas (CWS), 6/13/15 |
| SB Against | 4  | Oklahoma (SR), 6/3/12                |

\*Nine-inning NCAA Tournament Record; Tied for 2nd most ever in NCAA nine-inning game

## RESULTS BY OPPONENT

| Opponent            | Total        | Reg.         | SR          | CWS          |
|---------------------|--------------|--------------|-------------|--------------|
| Alabama             | 0-1          | 0-1          | 0-0         | 0-0          |
| Appalachian State   | 0-1          | 0-1          | 0-0         | 0-0          |
| Arkansas            | 3-1          | 2-0          | 0-0         | 1-1          |
| Army                | 3-0          | 3-0          | 0-0         | 0-0          |
| Bucknell            | 1-0          | 1-0          | 0-0         | 0-0          |
| California          | 2-0          | 0-0          | 0-0         | 2-0          |
| Cal State Fullerton | 1-1          | 0-1          | 0-0         | 1-0          |
| Coastal Carolina    | 1-1          | 1-1          | 0-0         | 0-0          |
| Dallas Baptist      | 3-2          | 1-1          | 2-1         | 0-0          |
| Duke                | 2-1          | 0-0          | 2-1         | 0-0          |
| East Carolina       | 3-2          | 3-2          | 0-0         | 0-0          |
| Elon                | 2-0          | 2-0          | 0-0         | 0-0          |
| Evansville          | 0-1          | 0-1          | 0-0         | 0-0          |
| Florida             | 3-3          | 1-1          | 0-0         | 2-2          |
| George Mason        | 1-0          | 1-0          | 0-0         | 0-0          |
| Jacksonville        | 1-0          | 1-0          | 0-0         | 0-0          |
| Lafayette           | 1-0          | 1-0          | 0-0         | 0-0          |
| Lehigh              | 1-0          | 1-0          | 0-0         | 0-0          |
| LSU                 | 0-1          | 0-0          | 0-0         | 0-1          |
| Maryland            | 4-1          | 0-0          | 4-1         | 0-0          |
| Miami (Fla.)        | 0-1          | 0-1          | 0-0         | 0-0          |
| Mississippi         | 6-2          | 2-1          | 2-1         | 2-0          |
| Mississippi State   | 0-3          | 0-0          | 0-2         | 0-1          |
| Navy                | 1-0          | 1-0          | 0-0         | 0-0          |
| Notre Dame          | 1-1          | 1-1          | 0-0         | 0-0          |
| Ohio State          | 0-1          | 0-1          | 0-0         | 0-0          |
| Oklahoma            | 1-3          | 0-1          | 1-2         | 0-0          |
| Old Dominion        | 2-0          | 2-0          | 0-0         | 0-0          |
| Oregon State        | 1-2          | 1-2          | 0-0         | 0-0          |
| Princeton           | 2-1          | 2-1          | 0-0         | 0-0          |
| Richmond            | 1-0          | 1-0          | 0-0         | 0-0          |
| Rider               | 1-0          | 1-0          | 0-0         | 0-0          |
| San Diego State     | 2-0          | 2-0          | 0-0         | 0-0          |
| South Alabama       | 0-1          | 0-1          | 0-0         | 0-0          |
| South Carolina      | 1-4          | 1-2          | 0-0         | 0-2          |
| Southern California | 2-0          | 2-0          | 0-0         | 0-0          |
| St. John's          | 2-2          | 2-2          | 0-0         | 0-0          |
| Stetson             | 1-0          | 1-0          | 0-0         | 0-0          |
| TCU                 | 1-2          | 0-1          | 0-0         | 1-1          |
| Tennessee           | 1-0          | 0-0          | 0-0         | 1-0          |
| Texas               | 0-1          | 0-0          | 0-0         | 0-1          |
| UC Irvine           | 4-1          | 2-0          | 2-1         | 0-0          |
| UCLA                | 0-1          | 0-1          | 0-0         | 0-0          |
| Vanderbilt          | 3-4          | 0-1          | 0-0         | 3-3          |
| VCU                 | 1-0          | 1-0          | 0-0         | 0-0          |
| William & Mary      | 1-1          | 1-1          | 0-0         | 0-0          |
| <b>Totals</b>       | <b>67-47</b> | <b>41-26</b> | <b>13-9</b> | <b>13-12</b> |

## INDIVIDUAL SINGLE-GAME POSTSEASON RECORDS

### BATTING/BASE RUNNING

|              |   |  |
|--------------|---|--|
| At Bats      | 7 | Chris Taylor, vs. South Carolina (CWS), 6/24/11; Jeremy Farrell at Oregon State (R) 6/2/07 |
| Runs         | 4 | John Hicks vs. VCU (R), 6/4/10, Jake Gelof vs. Jacksonville (R) 6/5/21                     |
| Hits         | 4 | 14x, last by Griff O'Ferrall vs. Duke (SR), 6/11/23  |
| RBI          | 5 | Pavin Smith vs. Dallas Baptist (R), 6/5/17; Jake Gelof vs. Coastal Carolina (R) 6/5/22     |
| Doubles      | 3 | Sean Doolittle vs. Evansville (R), 6/4/06  |
| Triples      | 1 | Several times  |
| Home Runs    | 2 | Pavin Smith vs. East Carolina (R), 6/4/16; Jake Gelof vs. Coastal Carolina (R) 6/5/22      |
| Total Bases  | 8 | 6x, last by Kyle Teel vs. East Carolina (R) 6/4/23   |
| Walks        | 4 | Matt Thaiss vs. Southern California (R), 5/31/15   |
| Int. BB      | 2 | 3x, last by Tyler Cannon vs. Arkansas (CWS), 6/17/09                                       |
| Hit By Pitch | 2 | 5x, last by Ethan O'Donnell vs. Army (R), 6/2/23   |
| Strikeouts   | 4 | 3x, last by Brandon Downes vs. Oklahoma (SR), 6/3/12                                       |
| Sac Flies    | 2 | Jeremy Farrell vs. Rider (R), 5/31/08  |
| Sac Bunts    | 2 | 8x, last by Max Cotier vs. Mississippi State (CWS), 6/22/21                                |
| Stolen Bases | 3 | Daniel Pinero vs. Arkansas (CWS), 6/13/15  |
| SB Att.      | 3 | Daniel Pinero vs. Arkansas (CWS), 6/13/15  |

### PITCHING

|               |     |  |
|---------------|-----|--|
| Innings       | 9.0 | 9x, last by Brian Edgington vs. Duke (SR), 6/11/23                               |
| Inns (Relief) | 7.1 | Craig Zaikov vs. Stetson (R), 5/25/96  |
| Hits          | 10  | 2x, last by Brandon Waddell vs. Maryland (SR), 6/6/15                            |
| Runs          | 8   | 2x, last by Nathan Kirby vs. Vanderbilt (CWS), 6/23/14                           |
| Earned Runs   | 6   | 6x, last by Artie Lewicki vs. Appalachian State (R), 6/13/12                     |
| Walks         | 5   | 3x, last by Connor Jones vs. Maryland (SR), 6/5/15                               |
| Strikeouts    | 16  | Brandon Neeck vs. Old Dominion (R), 6/6/21                                       |
| Home Runs     | 3   | Derek Casey vs. Dallas Baptist (R), 6/3/17, Jake Berry vs. Florida (CWS) 6/16/23 |

### FIELDING

|              |    |   |
|--------------|----|---|
| Putouts      | 22 | Logan Michaels vs. Old Dominion (R), 6/6/21         |
| Assists      | 7  | Greg Miclat vs. UCLA (R), 5/30/08                   |
| Errors       | 2  | 9x, last by Max Cotier vs. Old Dominion (R), 6/8/21 |
| Passed Balls | 2  | Justin Counts vs. Alabama (R), 5/26/96              |



# ACC TOURNAMENT HISTORY

| Year          | Tournament Seed | Tournament Site (Record) | Tournament Record | Pool Play (Record) | Championship Game | Head Coach     |
|---------------|-----------------|--------------------------|-------------------|--------------------|-------------------|----------------|
| 1973          | 3               | Chapel Hill, N.C.        | 2-2               | --                 | --                | Jim West       |
| 1974          | 5               | Raleigh, N.C.            | 2-2               | --                 | --                | Jim West       |
| 1975          | 5               | Chapel Hill, N.C.        | 0-1               | --                 | --                | Jim West       |
| 1976          | 6               | Clemson, S.C.            | 2-2               | --                 | --                | Jim West       |
| 1977          | 7               | Clemson, S.C.            | 0-1               | --                 | --                | Jim West       |
| 1978          | 3               | Clemson, S.C.            | 0-1               | --                 | --                | Jim West       |
| 1979          |                 |                          | No Tournament     |                    |                   |                |
| 1980          | 5               | Raleigh, N.C.            | 0-1               | --                 | --                | Jim West       |
| 1981          | 4               | Chapel Hill, N.C.        | 0-2               | --                 | --                | Dennis Womack  |
| 1982          | 6               | Chapel Hill, N.C.        | 3-2               | --                 | 0-1               | Dennis Womack  |
| 1983          | 6               | Chapel Hill, N.C.        | 2-2               | --                 | --                | Dennis Womack  |
| 1984          | 6               | Durham, N.C.             | 0-2               | --                 | --                | Dennis Womack  |
| 1985          | 1               | Atlanta, Ga.             | 2-2               | --                 | --                | Dennis Womack  |
| 1986          | 5               | Durham, N.C.             | 0-2               | --                 | --                | Dennis Womack  |
| 1987          | 5               | Greenville, S.C.         | 0-2               | --                 | --                | Dennis Womack  |
| 1988          | 4               | Greenville, S.C.         | 2-2               | --                 | --                | Dennis Womack  |
| 1989          | 6               | Greenville, S.C.         | 1-2               | --                 | --                | Dennis Womack  |
| 1990          | 6               | Greenville, S.C.         | 2-2               | --                 | --                | Dennis Womack  |
| 1991          | 6               | Greenville, S.C.         | 2-2               | --                 | --                | Dennis Womack  |
| 1992          | 9               | Greenville, S.C.         | 0-2               | --                 | --                | Dennis Womack  |
| 1993          | 8               | Greenville, S.C.         | 1-2               | --                 | --                | Dennis Womack  |
| 1994          | 9               | Greenville, S.C.         | 0-1               | --                 | --                | Dennis Womack  |
| 1995          | 7               | Greenville, S.C.         | 0-2               | --                 | --                | Dennis Womack  |
| 1996          | 5               | Durham, N.C.             | 5-1               | --                 | 1-0               | Dennis Womack  |
| 1997          | 6               | St. Petersburg, Fla.     | 0-2               | --                 | --                | Dennis Womack  |
| 1998          | 9               | Durham, N.C.             | 1-2               | --                 | --                | Dennis Womack  |
| 1999          | 7               | Durham, N.C.             | 0-2               | --                 | --                | Dennis Womack  |
| 2000          | 7               | Fort Mill, S.C.          | 2-2               | --                 | --                | Dennis Womack  |
| 2001          | 7               | Fort Mill, S.C.          | 1-2               | --                 | --                | Dennis Womack  |
| 2002          | 6               | St. Petersburg, Fla.     | 0-2               | --                 | --                | Dennis Womack  |
| 2003          | 6               | Salem, Va.               | 1-2               | --                 | --                | Dennis Womack  |
| 2004          | 2               | Salem, Va.               | 0-2               | --                 | --                | Brian O'Connor |
| 2005          | 7               | Jacksonville, Fla.       | 3-1               | --                 | 0-1               | Brian O'Connor |
| 2006          | 3               | Jacksonville, Fla.       | 1-2               | --                 | --                | Brian O'Connor |
| 2007          | 3               | Jacksonville, Fla.       | 2-1               | --                 | --                | Brian O'Connor |
| 2008          | 6               | Jacksonville, Fla.       | 2-2               | --                 | 0-1               | Brian O'Connor |
| 2009          | 6               | Durham, N.C.             | 4-0               | --                 | 1-0               | Brian O'Connor |
| 2010          | 1               | Greensboro, N.C.         | 2-1               | --                 | --                | Brian O'Connor |
| 2011          | 1               | Durham, N.C.             | 4-0               | --                 | 1-0               | Brian O'Connor |
| 2012          | 4               | Greensboro, N.C.         | 2-1               | --                 | --                | Brian O'Connor |
| 2013          | 3               | Durham, N.C.             | 2-1               | --                 | --                | Brian O'Connor |
| 2014          | 3               | Greensboro, N.C.         | 1-2               | --                 | --                | Brian O'Connor |
| 2015          | 7               | Durham, N.C.             | 1-3               | --                 | --                | Brian O'Connor |
| 2016          | 3               | Durham, N.C.             | 1-2               | --                 | --                | Brian O'Connor |
| 2017          | 4               | Louisville, Ky.          | 1-1               | 1-1                | --                | Brian O'Connor |
| 2018          | 10              | Durham, N.C.             | 1-1               | 1-1                | --                | Brian O'Connor |
| 2019          | 9               | Durham, N.C.             | 0-2               | 0-2                | --                | Brian O'Connor |
| 2020          |                 |                          | No Tournament     |                    |                   |                |
| 2021          | 8               | Charlotte, N.C.          | 2-1               | 2-0                | --                | Brian O'Connor |
| 2022          | 5               | Charlotte, N.C.          | 0-2               | 0-2                | --                | Brian O'Connor |
| 2023          | 2               | Durham, N.C.             | 1-1               | 1-1                | --                | Brian O'Connor |
| <b>Totals</b> |                 |                          | <b>61-80</b>      | <b>5-7</b>         | <b>3-3</b>        |                |

## RESULTS BY OPPONENT

| Opponent       | Total               |
|----------------|---------------------|
| Boston College | 1-0                 |
| Clemson        | 9-11                |
| Duke           | 2-7                 |
| Florida State  | 8-10                |
| Georgia Tech   | 6-7                 |
| Louisville     | 1-0                 |
| Maryland       | 5-5                 |
| Miami          | 2-3                 |
| North Carolina | 8-11                |
| NCST           | 10-16               |
| Notre Dame     | 1-2                 |
| Pittsburgh     | --                  |
| Virginia Tech  | 1-1                 |
| Wake Forest    | 7-7                 |
| <b>Totals</b>  | <b>61-80 (.433)</b> |

## RECORD BY SEED

| Seed | Total                  |
|------|------------------------|
| #1   | 8-3 (1985, 2010, 2011) |
| #2   | 1-3                    |
| #3   | 9-10                   |
| #4   | 5-6                    |
| #5   | 7-11                   |
| #6   | 19-23                  |
| #7   | 7-13                   |
| #8   | 3-3                    |
| #9   | 1-7                    |
| #10  | 1-1                    |

## RECORD BY COACH

| Coach          | App (Titles) | Total |
|----------------|--------------|-------|
| Jim West       | 7            | 6-10  |
| Dennis Womack  | 23 (1)       | 25-44 |
| Brian O'Connor | 19 (2)       | 30-26 |

## RECORD BY SITE

| Site             | Total (Titles) |
|------------------|----------------|
| Atlanta          | 2-2            |
| Chapel Hill      | 7-9            |
| Charlotte        | 2-3            |
| Clemson          | 2-4            |
| Durham           | 20-19 (3)      |
| Fort Mill, S.C.  | 3-4            |
| Greensboro       | 5-4            |
| Greenville, S.C. | 8-17           |
| Jacksonville     | 8-6            |
| Louisville       | 1-1            |
| Raleigh          | 2-3            |
| Salem            | 1-4            |
| St. Petersburg   | 0-4            |

# ACC TOURNAMENT HISTORY

## 1973 (#3 Seed)

### Chapel Hill, N.C.

April 19 #6 Maryland ..... W, 7-1  
 April 20 #2 NC State ..... W, 2-1 (10)  
 April 21 #1 Clemson ..... L, 1-3  
 April 21 #2 NC State ..... L, 3-9

## 1974 (#5 Seed)

### Raleigh, N.C.

April 25 #4 Maryland ..... W, 6-0  
 April 26 #1 Clemson ..... W, 3-2  
 April 27 #3 NC State ..... L, 1-3  
 April 27 #1 Clemson ..... L, 6-9

## 1975 (#5 Seed)

### Chapel Hill, N.C.

April 24 #4 North Carolina ..... L, 2-5

## 1976 (#6 Seed)

### Clemson, S.C.

April 22 #3 North Carolina ..... W, 8-6  
 April 23 #2 Maryland ..... L, 4-8  
 April 24 #5 Wake Forest ..... W, 8-2  
 April 24 #2 Maryland ..... L, 8-14

## 1977 (#7 Seed)

### Clemson, S.C.

April 21 #2 Maryland ..... L, 1-4

## 1978 (#6 Seed)

### Clemson, S.C.

April 20 #3 Wake Forest ..... L, 2-16

## 1979 - NO TOURNAMENT

## 1980 (#5 Seed)

### Raleigh, N.C.

April 22 #4 NC State ..... L, 1-3

## 1981 (#4 Seed)

### Chapel Hill, N.C.

April 22 #5 Duke ..... L, 3-4  
 April 23 #8 Georgia Tech ..... L, 2-5

## 1982 (#6 Seed) (Runner Ups)

### Chapel Hill, N.C.

April 21 #3 Wake Forest ..... W, 10-4  
 April 22 #2 North Carolina ..... W, 6-3  
 April 23 #1 Clemson ..... W, 6-4  
 April 24 #3 Wake Forest ..... L, 3-7  
 April 25 #2 North Carolina ..... L, 2-3 (12)

## 1983 (#6 Seed)

### Chapel Hill, N.C.

April 20 #3 Clemson ..... L, 5-12  
 April 21 #7 Georgia Tech ..... W, 8-1  
 April 22 #5 Maryland ..... W, 5-2  
 April 24 #1 North Carolina ..... L, 4-5 (11)

## 1984 (#6 Seed)

### Durham, N.C.

April 18 #3 NC State ..... L, 0-10  
 April 19 #2 Clemson ..... L, 6-7

## 1985 (#1 Seed)

### Atlanta, Ga.

May 17 #8 Wake Forest ..... L, 4-9  
 May 18 #4 NC State ..... W, 7-0  
 May 19 #3 North Carolina ..... W, 10-3  
 May 20 #2 Clemson ..... L, 8-10

## 1986 (#5 Seed)

### Durham, N.C.

May 14 #4 North Carolina ..... L, 4-5 (10)  
 May 16 #4 North Carolina ..... L, 7-9

## 1987 (#5 Seed)

### Greenville, S.C.

May 13 #4 NC State ..... L, 2-4  
 May 14 #8 Duke ..... L, 0-5

## 1988 (#4 Seed)

### Greenville, S.C.

May 11 #5 North Carolina ..... L, 1-13  
 May 12 #8 Duke ..... W, 7-1  
 May 13 #2 NC State ..... W, 6-1  
 May 14 #3 Georgia Tech ..... L, 4-5

## 1989 (#6 Seed)

### Greenville, S.C.

May 13 #3 Georgia Tech ..... L, 0-3  
 May 14 #7 Maryland ..... W, 7-3  
 May 15 #4 NC State ..... L, 8-11

## 1990 (#6 Seed)

### Greenville, S.C.

May 12 #3 NC State ..... W, 14-1  
 May 13 #2 Clemson ..... L, 3-7  
 May 14 #4 Wake Forest ..... W, 8-4  
 May 15 #1 North Carolina ..... L, 3-7

## 1991 (#6 Seed)

### Greenville, S.C.

May 11 #3 NC State ..... W, 4-3  
 May 13 #2 Georgia Tech ..... L, 3-9  
 May 13 #4 North Carolina ..... W, 5-1  
 May 14 #1 Clemson ..... L, 4-7

## 1992 (#9 Seed)

### Greenville, S.C.

May 9 #1 Clemson ..... L, 2-3  
 May 10 #5 Duke ..... L, 9-12

## 1993 (#8 Seed)

### Greenville, S.C.

May 15 #2 NC State ..... L, 5-7  
 May 16 #7 Wake Forest ..... W, 8-7  
 May 17 #3 Florida State ..... L, 2-11

## 1994 (#9 Seed)

### Greenville, S.C.

May 17 #8 Maryland ..... L, 2-8

## 1995 (#7 Seed)

### Greenville, S.C.

May 17 #2 Florida State ..... L, 0-6  
 May 18 #3 Georgia Tech ..... L, 2-3

## 1996 (#5 Seed) (ACC Champions)

### Durham, N.C.

May 15 #4 NC State ..... W, 5-1  
 May 16 #1 Florida State ..... W, 3-2  
 May 17 #2 Clemson ..... W, 4-2  
 May 18 #3 Georgia Tech ..... W, 8-4  
 May 18 #1 Florida State ..... L, 2-8  
 May 19 #1 Florida State ..... W, 12-1

## 1997 (#6 Seed)

### St. Petersburg, Fla.

May 14 #3 NC State ..... L, 2-4  
 May 15 #7 Duke ..... L, 3-16

## 1998 (#9 Seed)

### Durham, N.C.

May 12 #8 Maryland ..... W, 9-4 (10)  
 May 13 #1 Florida State ..... L, 1-4  
 May 14 #4 NC State ..... L, 1-4

## 1999 (#7 Seed)

### Durham, N.C.

May 19 #2 Wake Forest ..... L, 3-4  
 May 20 #6 NC State ..... L, 6-9

## 2000 (#7 Seed)

### Fort Mill, S.C.

May 17 #2 Clemson ..... L, 5-9  
 May 18 #6 NC State ..... W, 9-5 (10)  
 May 19 #4 Wake Forest ..... W, 8-3  
 May 20 #2 Clemson ..... L, 5-12

## 2001 (#7 Seed)

### Fort Mill, S.C.

May 16 #2 Clemson ..... W, 7-3  
 May 17 #3 Wake Forest ..... L, 1-2  
 May 18 #8 NC State ..... L, 2-6

## 2002 (#6 Seed)

### St. Petersburg, Fla.

May 22 #3 North Carolina ..... L, 10-11  
 May 23 #7 NC State ..... L, 5-6 (10)



**1996 ACC Champions**



# ACC TOURNAMENT HISTORY

## 2003 (#6 Seed)

### Salem, Va.

May 22 #3 NC State ..... L, 6-10  
 May 23 #7 Wake Forest..... W, 12-11 (10)  
 May 24 #1 Florida State..... L, 0-2

## 2004 (#2 Seed)

### Salem, Va.

May 26 #7 Duke ..... L, 5-6  
 May 27 #6 NC State ..... L, 5-6

## 2005 (#7 Seed) (Runner Up)

### Jacksonville, Fla.

May 25 #2 Clemson..... W, 8-1  
 May 26 #6 NC State ..... W, 12-2 (7)  
 May 28 #2 Clemson..... W, 5-4  
 May 29 #1 Georgia Tech..... L, 3-4

## 2006 (#3 Seed)

### Jacksonville, Fla.

May 24 #6 Florida State..... W, 6-2  
 May 25 #7 NC State ..... L, 3-4  
 May 26 #6 Florida State..... L, 0-11 (7)

## 2007 (#3 Seed)

### Jacksonville, Fla.

May 23 #6 NC State ..... W, 6-1  
 May 24 #7 Georgia Tech..... W, 4-1  
 May 26 #2 North Carolina ..... L, 0-5

## 2008 (#6 Seed) (Runner Up)

### Jacksonville, Fla.

May 21 #3 North Carolina ..... W, 8-7 (11)  
 May 23 #2 Florida State..... W, 5-3  
 May 24 #7 Wake Forest..... L, 4-7  
 May 25 #1 Miami..... L, 4-8

## 2009 (#6 Seed) (ACC Champions)

### Durham, N.C.

May 21 #3 Clemson..... W, 6-5  
 May 22 #2 North Carolina ..... W, 11-1 (8)  
 May 23 #7 Duke ..... W, 11-7  
 May 24 #1 Florida State..... W, 6-3

## 2010 (#1 Seed)

### Greensboro, N.C.

May 26 #8 Boston College ..... W, 6-4  
 May 27 #5 Florida State..... L, 4-11  
 May 29 #4 Miami..... W, 12-8

## 2011 (#1 Seed) (ACC Champions)

### Durham, N.C.

May 25 #8 Wake Forest..... W, 13-1 (7)  
 May 27 #5 Miami..... W, 6-4  
 May 28 #4 North Carolina ..... W, 3-2  
 May 29 #2 Florida State..... W, 7-2

## 2012 (#4 Seed)

### Greensboro, N.C.

May 24 #5 Clemson..... W, 3-2  
 May 25 #8 Georgia Tech..... L, 5-17  
 May 26 #1 Florida State..... W, 7-0

## 2013 (#3 Seed)

### Durham, N.C.

May 22 #6 Virginia Tech ..... L, 1-10  
 May 23 #7 Georgia Tech..... W, 8-2  
 May 25 #2 Florida State..... W, 7-4 (12)

## 2014 (#3 Seed)

### Greensboro, N.C.

May 22 #6 Maryland ..... L, 6-7  
 May 23 #7 North Carolina ..... W, 3-2  
 May 24 #2 Florida State..... L, 4-6

## 2015 (#7 Seed)

### Durham, N.C.

May 19 #10 Georgia Tech..... W, 11-0 (7)  
 May 20 #2 Miami..... L, 5-9  
 May 22 #3 Notre Dame ..... L, 2-8  
 May 23 #6 NC State ..... L, 2-1

## 2016 (#3 Seed)

### Durham, N.C.

May 26 #6 Clemson..... L, 4-5  
 May 27 #10 Wake Forest..... L, 9-10  
 May 28 #2 Louisville ..... W, 7-2

## 2017 (#4 Seed)

### Louisville, Ky.

May 25 #9 Duke ..... L, 3-4  
 May 26 #5 Clemson..... W, 10-2

## 2018 (#10 Seed)

### Durham, N.C.

May 22 #6 Florida State..... L, 2-3  
 May 24 #3 NC State ..... W, 4-2

## 2019 (#9 Seed)

### Durham, N.C.

May 22 #5 North Carolina ..... L, 2-3 (10)  
 May 23 #4 Miami..... L, 3-10

## 2020 - NO TOURNAMENT

## 2021 (#8 Seed)

### Charlotte, N.C.

May 25 #12 Virginia Tech ..... W, 3-2  
 May 28 #1 Notre Dame ..... W, 14-1  
 May 29 #9 Duke ..... L, 2-4

## 2022 (#5 Seed)

### Charlotte, N.C.

May 25 #9 Florida State..... L, 3-13 (8)  
 May 27 #4 Notre Dame ..... L, 0-3

## 2023 (#2 Seed)

### Durham, N.C.

May 24 #11 Georgia Tech..... W, 15-1  
 May 25 #7 North Carolina ..... L, 2-10



**2009 ACC Champions**



**2011 ACC Champions**

# ACC TOURNAMENT HISTORY

## ACC TOURNAMENT RECORDS - SINGLE TOURNAMENT

### BATTING/BASE RUNNING

|               |      |   |
|---------------|------|---|
| Batting Avg.* | .533 | Dan Grovatt (2009) 8-for-15   |
| At Bats       | 24   | John Galloway (1996)  |
| Runs          | 7    | Dan Grovatt (2009)  |
| Hits          | 9    | John Galloway (1996)<br>Tim LaVigne (2000)  |
| Doubles       | 3    | Mark Reynolds (2002)<br>Dan Grovatt (2009)<br>Jared King (2011)<br>Cayman Richardson (2018) |
| Triples       | 2    | Adam Haseley (2016)<br>Woody Hall (1984)  |
| Home Runs     | 3    | E.J. Anderson (1996)  |
| RBI           | 7    | Chris Taylor (2011)   |
| Total Bases   | 17   | Steven Proscia (2011)   |
| Walks         | 6    | Tyler Cannon (2009)   |
| HBP           | 3    | Tim LaVigne (2000)  |
| Strikeouts    | 3    | John Barr (2011)  |
| Stolen Bases  | 7    | Several times   |
| SB Att.       | 4    | Greg Miclat (2006)<br>Greg Miclat (2006)<br>Derek Fisher (2012)                             |

\* minimum 15 AB | @ ACC Record

### PITCHING

|            |    |  |
|------------|----|--|
| Wins       | 2  | Seth Greisinger (1996)<br>Tyler Wilson (2009)  |
| Saves      | 2  | Branden Kline (2011)   |
| Apps.      | 2  | Kevin Arico (2009)   |
|            | 3  | Sean Doolittle (2005)  |
|            | 3  | Matt Packer (2008)<br>Michael Schwimer (2008)<br>Kevin Arico (2009)<br>Matt Doughty (2015) |
| Starts     | 2  | Seth Greisinger (1996)   |
| CG         | 2  | Seth Greisinger (1996)   |
| Innings    | 18 | @ Seth Greisinger (1996)<br>Dave Hopkins (1982)  |
| Hits       | 17 | Brandan Creswell (2000)  |
| Runs       | 9  | Jeff Kamrath (2002)  |
| ER         | 9  | Jeff Kamrath (2002)  |
| Walks      | 11 | Seth Greisinger (1996)   |
| Strikeouts | 19 | Seth Greisinger (1996)   |

### FIELDING

|         |    |   |
|---------|----|---|
| Putouts | 48 | Pat Bransford (1996)                        |
| Assists | 23 | Ryan Gilleland (1996)                       |
| Errors  | 3  | Adam Robinson (1996)<br>Chris Taylor (2011) |
| CS      | 3  | Scott Headd (2005)                          |

### Team - Tournament

|                  |    |                          |
|------------------|----|--------------------------|
| Consecutive Wins | 6  | (2010-12)                |
| Runs Scored      | 34 | (1996, 2009)             |
| Base Hits        | 59 | (1996)                   |
| Errors           | 8  | (1988, 1991, 2003)       |
| Championships    | 4  | (1972, 1996, 2009, 2011) |
| Runner-Up        | 3  | (1982, 2005, 2008)       |

## TEAM SINGLE-GAME ACC TOURNAMENT RECORDS

### BATTING/BASE RUNNING

|             |    |   |
|-------------|----|---|
| AB          | 46 | vs. FSU (5/25/13)   |
| Runs        | 14 | vs. NC State (5/12/90)<br>vs. Notre Dame (5/28/21)          |
| Runs (Inn.) | 10 | vs. North Carolina - 3rd (5/22/09)                          |
| Hits        | 18 | vs. NC State (5/12/90)<br>vs. North Carolina (4/22/76)      |
| RBI         | 14 | vs. Notre Dame (5/28/21)                                    |
|             | 14 | vs. NC State (5/12/90)                                      |
| Doubles     | 7  | vs. Wake Forest (5/25/11)                                   |
| Triples     | 2  | vs. Wake Forest (5/27/16)                                   |
| HR          | 4  | vs. Notre Dame (5/28/21)                                    |
| Tot Bases   | 31 | vs. Georgia Tech (5/24/23)                                  |
| BB          | 8  | vs. North Carolina (5/21/08)<br>vs. Florida State (5/24/09) |
| HBP         | 3  | several times   |
| Strikeouts  | 15 | vs. Wake Forest (5/17/01)                                   |
| Sac Flies   | 2  | several times   |
| Sac Bunts   | 3  | several times   |
| SB          | 5  | vs. Florida State (5/24/06)                                 |
| LOB         | 15 | vs. Clemson (5/20/00)<br>vs. NC State (5/22/03)             |

### PITCHING

|            |    |   |
|------------|----|---|
| Innings    | 12 | vs. Florida State (5/25/13)<br>vs. North Carolina (4/25/82)     |
| Hits       | 20 | vs. Clemson (4/20/83)   |
| Runs       | 17 | vs. Georgia Tech (5/25/12)                                      |
| Runs (Inn) | 8  | vs. NC State - 8th (5/23/15)                                    |
| ER         | 17 | vs. Georgia Tech (5/25/12)                                      |
| Walks      | 11 | vs. Georgia Tech (5/29/05)                                      |
| Strikeouts | 15 | vs. Florida State (5/24/06),<br>15 vs. North Carolina (5/21/08) |
| HR Against | 5  | vs. Florida State (5/27/10)<br>5 vs. Wake Forest 5/27/16)       |

### FIELDING

|         |    |   |
|---------|----|---|
| Putouts | 36 | vs. Florida State (5/25/13)<br>vs. North Carolina (4/25/82) |
| Assists | 21 | vs. North Carolina (4/24/83)                                |
| Errors  | 7  | vs. Georgia Tech (5/13/91)                                  |
| DP      | 4  | @ vs. North Carolina (5/14/86)                              |

### Walk-off Hits in ACC Tournament

|         |   |
|---------|---|
| 5/16/93 | Travis Barbary infield 1B (9th) vs. Wake Forest |
| 5/23/03 | Joe Koshansky solo HR (10th) vs. Wake Forest    |
| 5/25/13 | Kenny Towns 3-run HR (12th) vs. Florida State   |

### Complete Games in ACC Tournament

|         |  |
|---------|--|
| 4/21/82 | Mike Gordon (9 inn.) vs. Wake Forest       |
| 4/22/82 | Dave Hopkins (9 inn.) vs. North Carolina   |
| 4/21/83 | John Kampschr (9 inn.) vs. Georgia Tech    |
| 4/18/85 | Tim Burcham (9 inn.) vs. NC State*         |
| 4/19/85 | Bob Malloy (9 inn.) vs. North Carolina     |
| 5/13/87 | David Sammons (8 inn.) vs. NC State        |
| 5/13/88 | Keith Seiler (9 inn.) vs. NC State         |
| 5/13/89 | David Sammons (9 inn.) vs. Georgia Tech    |
| 5/12/90 | Doug Johns (9 inn.) vs. NC State           |
| 5/16/93 | Frank Lankford (9 inn.) vs. Wake Forest    |
| 5/17/95 | Pat Daneker (8 inn.) vs. Florida State     |
| 5/18/95 | Seth Greisinger (9 inn.) vs. Georgia Tech  |
| 5/15/96 | Seth Greisinger (9 inn.) vs. NC State      |
| 5/16/96 | Jason Sekany (9 inn.) vs. Florida State    |
| 5/17/96 | Pat Daneker (9 inn.) vs. Clemson           |
| 5/19/96 | Seth Greisinger (9 inn.) vs. Florida State |
| 5/14/97 | Pat Daneker (8 inn.) vs. NC State          |
| 5/13/98 | Casey Kennedy (8 inn.) vs. Florida State   |
| 5/19/00 | Dan Street (9 inn.) vs. Wake Forest        |
| 5/16/01 | Dan Street (9 inn.) vs. Clemson            |
| 5/26/05 | Matt Avery (7 inn.) vs. NC State           |
| 5/19/15 | Josh Sborz (7 inn.) vs. Georgia Tech*      |
| 5/24/23 | Nick Parker (7 inn.) vs. Georgia Tech      |

\*Shutout

## INDIVIDUAL SINGLE-GAME ACC TOURNAMENT RECORDS

### BATTING/BASE RUNNING

|              |    |   |
|--------------|----|---|
| At Bats      | 6  | Several Times - Last: Jared King, Brandon Downes, Nick Howard vs. Florida State (5/25/13) |
| Runs         | 5  | Joe Koshansky vs. Wake Forest (5/23/03)   |
| Hits         | 5  | Brandon Marsh vs. NC State (5/25/06)  |
| RBI          | 5  | Zack Gelof vs. Notre Dame (5/28/21)   |
| Doubles      | 3  | Jared King vs. Wake Forest (5/25/11)  |
| Triples      | 2  | @ Adam Haseley vs. Wake Forest (5/27/16), Woody Hall vs. Clemson (4/19/84)                |
| Home Runs    | 2  | E.J. Anderson vs. Florida State (5/19/96)   |
| Total Bases  | 10 | E.J. Anderson vs. Florida State (5/19/96); Dan Grovatt vs. Duke (5/23/09)                 |
| Walks        | 3  | Tyler Cannon vs. Duke (5/23/09), Dan Grovatt vs. Florida State (5/24/09)                  |
| Stolen Bases | 3  | Greg Miclat vs. Florida State (5/24/06)   |

### PITCHING

|             |     |   |
|-------------|-----|---|
| Innings     | 9.0 | Several times, last: Dan Street vs. Clemson (5/16/01)                             |
| Hits        | 13  | Jeff Kamrath vs. North Carolina (5/22/02)   |
| Runs        | 8   | Joe Koshansky vs. NC State (5/22/03), Yogi Biggs, vs. Clemson (4/20/83)           |
| Earned Runs | 7   | Austin Young vs. Georgia Tech (5/25/12); Mike Ballard vs. Florida State (5/26/06) |
| Strikeouts  | 13  | Tim Burcham vs. NC State (4/18/85)  |

### FIELDING

|         |    |   |
|---------|----|---|
| Putouts | 16 | Glenn Harris vs. Wake Forest (4/21/82)            |
| Assists | 9  | George Priftis vs. North Carolina (4/24/83)       |
| Errors  | 2  | Several times, last: Nic Kent vs. Miami (5/23/19) |

\*Since 2000 | @ ACC Record



# YEAR-BY-YEAR RECORDS

| Year | Overall Record | ACC Record | Head Coach      |
|------|----------------|------------|-----------------|
| 1889 | 7-0            | -          | Unknown         |
| 1890 | 4-8            | -          | Unknown         |
| 1891 | 16-5           | -          | Unknown         |
| 1892 | 9-8-1          | -          | Unknown         |
| 1893 | 10-5-1         | -          | Unknown         |
| 1894 | 10-6           | -          | Unknown         |
| 1895 | 10-7           | -          | Unknown         |
| 1896 | 7-10           | -          | Unknown         |
| 1897 | 14-13          | -          | Unknown         |
| 1898 | 15-8           | -          | Unknown         |
| 1899 | 13-6           | -          | Unknown         |
| 1900 | 9-6            | -          | Unknown         |
| 1901 | 12-8           | -          | Unknown         |
| 1902 | 13-7-1         | -          | Unknown         |
| 1903 | 15-6-1         | -          | Unknown         |
| 1904 | 16-9           | -          | Unknown         |
| 1905 | 17-7           | -          | Unknown         |
| 1906 | 18-10          | -          | Unknown         |
| 1907 | 16-6-1         | -          | Unknown         |
| 1908 | 12-11-1        | -          | Unknown         |
| 1909 | 19-7-1         | -          | Unknown         |
| 1910 | 7-14-1         | -          | Charles Ringler |
| 1911 | 11-9           | -          | Charles Ringler |
| 1912 | 14-9-1         | -          | Charles Ringler |
| 1913 | 12-8           | -          | Jack Ryan       |
| 1914 | 10-7           | -          | Jack Ryan       |
| 1915 | 14-6           | -          | Jack Ryan       |
| 1916 | 16-8-1         | -          | Jack Ryan       |
| 1917 | 2-2            | -          | James L. White  |
| 1918 | 7-4            | -          | H.H. Lannigan   |
| 1919 | 8-8-1          | -          | E.W. Smith      |
| 1920 | 11-7-1         | -          | James L. White  |
| 1921 | 7-15           | -          | W. Rice Warren  |
| 1922 | 8-14           | -          | Jack Ryan       |
| 1923 | 11-12-1        | -          | Earle Neale     |
| 1924 | 15-10          | -          | Earle Neale     |
| 1925 | 13-10-1        | -          | Earle Neale     |
| 1926 | 11-10          | -          | Earle Neale     |
| 1927 | 13-7           | -          | Earle Neale     |
| 1928 | 9-11           | -          | Earle Neale     |
| 1929 | 8-13           | -          | Earle Neale     |
| 1930 | 2-12           | -          | Roy Randall     |
| 1931 | 1-16           | -          | Gus Tebell      |
| 1932 | 12-4           | -          | Gus Tebell      |
| 1933 | 8-5            | -          | Gus Tebell      |
| 1934 | 10-7           | -          | Gus Tebell      |

| Year  | Overall Record | ACC Record      | Head Coach      |
|-------|----------------|-----------------|-----------------|
| 1935  | 13-8-1         | -               | Gus Tebell      |
| 1936  | 11-8           | -               | Gus Tebell      |
| 1937  | 8-8-1          | -               | Gus Tebell      |
| 1938  | 13-12          | -               | Gus Tebell      |
| 1939  | 14-6           | -               | Gus Tebell      |
| 1940  | 18-4           | -               | Gus Tebell      |
| 1941  | 11-8           | -               | Gus Tebell      |
| 1942  | 7-10-1         | -               | Gus Tebell      |
| 1943  | 6-4            | -               | Gus Tebell      |
| 1944  | 6-5-1          | -               | A.A. Corcoran   |
| 1945  | 10-4           | -               | Gus Tebell      |
| 1946  | 11-7-1         | -               | Gus Tebell      |
| 1947  | 20-6           | -               | Gus Tebell      |
| 1948  | 14-5           | -               | Gus Tebell      |
| 1949  | 11-6-4         | -               | Gus Tebell      |
| 1950  | 17-6           | -               | Gus Tebell      |
| 1951  | 17-5           | -               | Gus Tebell      |
| 1952  | 9-12           | -               | Gus Tebell      |
| 1953  | 12-8           | -               | Gus Tebell      |
| 1954  | 7-13-1         | -               | Gus Tebell      |
| 1955  | 6-16           | 0-12, 8th       | Gus Tebell      |
| 1956  | 10-13          | 6-7, 5th        | Evan "Bus" Male |
| 1957  | 12-12          | 6-8, 5th        | Evan "Bus" Male |
| 1958  | 5-15           | 4-9, 6th        | Evan "Bus" Male |
| 1959  | 10-9           | 6-8, 5th        | Evan "Bus" Male |
| 1960  | 3-15-2         | 3-11-1, 7th     | Ted Davenport   |
| 1961  | 7-11           | 4-9, 7th        | Ted Davenport   |
| 1962  | 11-12          | 9-6, 2nd        | James West      |
| 1963  | 9-13           | 6-7, 5th        | James West      |
| 1964  | 10-9           | 6-8, 4th        | James West      |
| 1965  | 10-13-1        | 6-8, 5th        | James West      |
| 1966  | 6-19           | 3-11, 8th       | James West      |
| 1967  | 10-12          | 5-8, 6th        | James West      |
| 1968  | 10-20          | 5-13, 7th       | James West      |
| 1969  | 19-14          | 9-11, 5th       | James West      |
| 1970  | 18-14-1        | 10-10, 4th      | James West      |
| 1971  | 20-9           | 7-7, 4th        | James West      |
| 1972* | 18-15          | 9-4, <b>1st</b> | James West      |
| 1973  | 16-12-2        | 8-5-2, 3rd      | James West      |
| 1974  | 21-17          | 6-6, 4th        | James West      |
| 1975  | 14-12          | 4-7, 4th        | James West      |
| 1976  | 17-22          | 5-9, 6th        | James West      |
| 1977  | 11-22-1        | 1-8-1, 7th      | James West      |
| 1978  | 18-14          | 4-8, 6th        | James West      |
| 1979  | 21-15          | 4-7, 5th        | James West      |
| 1980  | 21-13-1        | 6-6, 5th        | James West      |

| Year           | Overall Record      | ACC Record         | Head Coach     |
|----------------|---------------------|--------------------|----------------|
| 1981           | 28-20               | 8-5, 4th           | Dennis Womack  |
| 1982           | 22-27               | 5-7, 6th           | Dennis Womack  |
| 1983           | 12-25               | 4-6, 6th           | Dennis Womack  |
| 1984           | 25-17               | 4-10, 6th          | Dennis Womack  |
| 1985*          | 38-16               | 9-4, <b>1st</b>    | Dennis Womack  |
| 1986           | 27-22               | 6-7, 5th           | Dennis Womack  |
| 1987           | 18-30               | 5-12, 5th          | Dennis Womack  |
| 1988           | 32-19-1             | 11-10, 4th         | Dennis Womack  |
| 1989           | 25-24-1             | 7-11, 6th          | Dennis Womack  |
| 1990           | 21-32-1             | 7-11, 6th          | Dennis Womack  |
| 1991           | 28-27-2             | 10-11, 6th         | Dennis Womack  |
| 1992           | 21-30               | 3-19, 9th          | Dennis Womack  |
| 1993           | 21-30               | 7-15, 8th          | Dennis Womack  |
| 1994           | 20-34               | 2-22, 9th          | Dennis Womack  |
| 1995           | 26-29               | 8-15, 7th          | Dennis Womack  |
| 1996*          | 44-21               | 11-13, 5th         | Dennis Womack  |
| 1997           | 32-22               | 10-13, 5th         | Dennis Womack  |
| 1998           | 28-26-1             | 5-18, 8th          | Dennis Womack  |
| 1999           | 21-35               | 8-15, 7th          | Dennis Womack  |
| 2000           | 26-31-1             | 10-14, 7th         | Dennis Womack  |
| 2001           | 25-31               | 9-15, 7th          | Dennis Womack  |
| 2002           | 25-32               | 8-16, 6th          | Dennis Womack  |
| 2003           | 29-25               | 11-12, 6th         | Dennis Womack  |
| 2004*          | 44-15               | 18-6, 2nd          | Brian O'Connor |
| 2005*          | 41-20               | 14-14, 7th         | Brian O'Connor |
| 2006*          | 47-15               | 21-9, 3rd^         | Brian O'Connor |
| 2007*          | 45-16               | 19-9, 2nd^         | Brian O'Connor |
| 2008*          | 39-23               | 15-15, 4th^        | Brian O'Connor |
| 2009*          | 49-15-1             | 16-11-1, 4th^      | Brian O'Connor |
| 2010*          | 51-14               | 23-7, <b>1st^</b>  | Brian O'Connor |
| 2011*          | 56-12               | 22-8, <b>1st^</b>  | Brian O'Connor |
| 2012*          | 39-19-1             | 18-12, 2nd^        | Brian O'Connor |
| 2013*          | 50-12               | 22-8, 2nd^         | Brian O'Connor |
| 2014*          | 53-16               | 22-8, 2nd^         | Brian O'Connor |
| 2015*          | 44-24               | 15-15, 2nd^        | Brian O'Connor |
| 2016*          | 38-22               | 19-11, 2nd^        | Brian O'Connor |
| 2017*          | 43-16               | 18-12, 2nd^        | Brian O'Connor |
| 2018           | 29-25               | 12-18, 5th^        | Brian O'Connor |
| 2019           | 32-24               | 14-16, 5th^        | Brian O'Connor |
| 2020           | 14-4                | (2-1), T2nd^       | Brian O'Connor |
| 2021*          | 36-27               | 18-18, T3rd^       | Brian O'Connor |
| 2022*          | 39-19               | 17-13, 3rd^        | Brian O'Connor |
| 2023*          | 50-15               | 19-11, <b>1st^</b> | Brian O'Connor |
| <b>Overall</b> | <b>2502-1853-41</b> | <b>(.574)</b>      |                |
| <b>ACC</b>     | <b>654-716-5</b>    | <b>(.478)</b>      |                |

\*NCAA Tournament qualifier ^Coastal Division

| VIRGINIA COACHING HISTORY     |       |           |      | ACC       |      | NCAA   |      |        |      |
|-------------------------------|-------|-----------|------|-----------|------|--------|------|--------|------|
| Coach                         | Years | Overall   | Pct. | ACC       | Pct. | Tourn. | Pct. | Tourn. | Pct. |
| Unknown (1889-1909)           | 21    | 257-145-7 | .636 | —         | —    | —      | —    | —      | —    |
| Charles Ringler (1910-12)     | 3     | 32-32-2   | .500 | —         | —    | —      | —    | —      | —    |
| Jack Ryan (1913-1916, 1922)   | 4     | 60-43-1   | .582 | —         | —    | —      | —    | —      | —    |
| James L. White (1917, 1920)   | 2     | 13-9-1    | .587 | —         | —    | —      | —    | —      | —    |
| H.H. Lannigan (1918)          | 1     | 7-4-0     | .636 | —         | —    | —      | —    | —      | —    |
| E.W. Smith (1919)             | 1     | 8-8-1     | .500 | —         | —    | —      | —    | —      | —    |
| W. Rice Warren (1921)         | 1     | 7-15-0    | .318 | —         | —    | —      | —    | —      | —    |
| Earle Neale (1923-29)         | 7     | 80-73-2   | .523 | —         | —    | —      | —    | —      | —    |
| Roy Randall (1930)            | 1     | 2-12-0    | .143 | —         | —    | —      | —    | —      | —    |
| Gus Tebell (1931-43, 1945-55) | 24    | 266-188-9 | .584 | 0-12-0    | .000 | —      | —    | —      | —    |
| A.A. Corcoran (1944)          | 1     | 6-5-1     | .542 | —         | —    | —      | —    | —      | —    |
| Evan "Bus" Male (1956-59)     | 4     | 37-49-0   | .430 | 22-32-0   | .407 | —      | —    | —      | —    |
| Ted Davenport (1960-61)       | 2     | 10-26-2   | .289 | 7-20-1    | .260 | —      | —    | —      | —    |
| James West (1962-80)          | 19    | 281-276-6 | .504 | 114-150-3 | .433 | 6-10   | .375 | 2-2    | .500 |
| Dennis Womack (1981-2003)     | 23    | 594-605-7 | .495 | 168-281-0 | .374 | 25-44  | .362 | 4-4    | .500 |
| Brian O'Connor (2004-present) | 20    | 839-353-2 | .704 | 344-222-1 | .608 | 30-26  | .536 | 61-41  | .598 |

# UVA IN MAJOR LEAGUE BASEBALL DRAFT

| Year | Player           | Pos.    | Rd.     | No.  | MLB Organization      |
|------|------------------|---------|---------|------|-----------------------|
| 1966 | Edward Turnbull  | LHP     | 17      | 336  | Baltimore Orioles     |
| 1970 | Steve Miller     | C       | 3       | 63   | Boston Red Sox        |
| 1971 | Mike Cabbage     | SS/2B   | 2       | 25   | Washington Senators   |
| 1972 | Bill Hall        | 2B      | 6       | 121  | San Diego Padres      |
| 1976 | Anthony Zentgraf | 3B      | 17      | 404  | Baltimore Orioles     |
| 1978 | Columbus Duncan  | 1B      | 11      | 268  | Milwaukee Brewers     |
|      | Steven Norwood   | P       | 13      | 320  | Milwaukee Brewers     |
| 1979 | Paul Voigt       | RHP     | 9       | 219  | Minnesota Twins       |
| 1980 | Rickey Horton    | LHP     | 4       | 93   | St. Louis Cardinals   |
| 1982 | David Hopkins    | RHP     | 14      | 355  | Texas Rangers         |
| 1983 | Tony Latham      | OF      | 4       | 99   | Boston Red Sox        |
|      | Glenn Harris     | 1B      | 21      | 541  | St. Louis Cardinals   |
|      | George Priftis   | 2B      | 26      | 644  | Seattle Mariners      |
| 1985 | Tim Burcham      | RHP     | 6       | 147  | California Angels     |
|      | Bob Malloy*      | RHP     | 30      | 755  | Oakland Athletics     |
| 1986 | Bill Narleski*   | SS      | 18      | 461  | Baltimore Orioles     |
|      | Bob Malloy       | RHP     | 19      | 475  | Texas Rangers         |
| 1987 | Bill Narleski    | SS      | 15      | 385  | Baltimore Orioles     |
| 1989 | Keith Seiler*    | LHP     | 18      | 465  | New York Yankees      |
|      | Chris Kughn*     | OF      | 25      | 636  | Atlanta Braves        |
| 1990 | Doug Johns       | LHP     | 16      | 437  | Oakland Athletics     |
|      | Keith Seiler     | LHP     | 21      | 551  | New York Yankees      |
| 1991 | Todd Fiegel      | LHP     | 11      | 303  | New York Mets         |
|      | Todd Ruyak*      | LHP     | 17      | 452  | Detroit Tigers        |
| 1992 | Frank Lankford*  | RHP     | 18      | 503  | St. Louis Cardinals   |
|      | Todd Ruyak       | LHP     | 31      | 829  | Cincinnati Reds       |
|      | Kevin Stock      | LHP     | 48      | 1370 | Seattle Mariners      |
| 1993 | Frank Lankford   | RHP     | 17      | 477  | New York Yankees      |
|      | Deron Dowhower   | RHP     | 34      | 961  | Minnesota Twins       |
|      | Jason Cook       | SS      | 55      | 1469 | Seattle Mariners      |
| 1994 | Brian Buchanan   | OF      | 1       | 24   | New York Yankees      |
|      | Yates Hall       | RHP     | 4       | 110  | St. Louis Cardinals   |
| 1996 | Seth Greisinger  | RHP     | 1       | 6    | Detroit Tigers        |
|      | Jason Sekany     | RHP     | 2       | 61   | Boston Red Sox        |
|      | Adam Robinson*   | SS      | 52      | 1480 | Minnesota Twins       |
| 1997 | Pat Daneker      | RHP     | 5       | 159  | Chicago White Sox     |
|      | Adam Robinson    | SS      | 12      | 365  | Oakland Athletics     |
|      | Geoff Zawatski   | RHP     | 14      | 416  | Philadelphia Phillies |
| 1998 | Javier Lopez     | LHP     | 4       | 133  | Arizona Diamondbacks  |
| 1999 | Julian Gonzalez  | OF      | 36      | 1081 | Kansas City Royals    |
| 2000 | Jon Metzger      | LHP     | 13      | 374  | Kansas City Royals    |
|      | Tim LaVigne      | RHP/SS  | 32      | 965  | New York Mets         |
|      | Kevin Shrout     | RHP     | 43      | 1278 | Milwaukee Brewers     |
| 2001 | Jon Benick       | INF     | 9       | 270  | San Diego Padres      |
|      | Hunter Wyant     | SS      | 16      | 482  | Florida Marlins       |
| 2002 | Robert Word      | 1B      | 10      | 293  | Florida Marlins       |
|      | Dan Street       | INF     | 20      | 591  | Colorado Rockies      |
|      | David Stone      | OF      | 36      | 1087 | San Francisco Giants  |
|      | Chris Sweet*     | OF      | 37      | 1117 | San Francisco Giants  |
| 2004 | Andrew Dobies    | LHP     | 3       | 95   | Boston Red Sox        |
|      | Joe Koshansky    | LHP/INF | 6       | 170  | Colorado Rockies      |
|      | Mark Reynolds    | SS      | 16      | 476  | Arizona Diamondbacks  |
|      | Jeff Kamrath*    | RHP     | 36      | 1067 | Cleveland Indians     |
| 2005 | Ryan Zimmerman   | 3B      | 1       | 4    | Washington Nationals  |
|      | Matt Avery       | RHP     | 9       | 280  | Chicago Cubs          |
|      | Jeff Kamrath     | RHP     | 11      | 328  | Tampa Bay Devil Rays  |
|      | Mike Ballard*    | LHP     | 47      | 1415 | Minnesota Twins       |
| 2006 | Mike Ballard     | LHP     | 14      | 418  | Texas Rangers         |
|      | Tom Hagan        | UTL     | 39      | 1160 | Pittsburgh Pirates    |
| 2007 | Sean Doolittle   | 1B/LHP  | Supp. 1 | 41   | Oakland Athletics     |
|      | Brandon Guyer    | OF      | 5       | 157  | Chicago Cubs          |
|      | Casey Lambert    | LHP     | 6       | 187  | Chicago Cubs          |
|      | Beau Seabury     | C       | 13      | 402  | Colorado Rockies      |
|      | Mike Mitchell    | OF      | 25      | 762  | Colorado Rockies      |
|      | Pat McAnaney*    | LHP     | 38      | 1139 | Pittsburgh Pirates    |
| 2008 | David Adams      | 2B      | 3       | 106  | New York Yankees      |
|      | Greg Miclat      | SS      | 5       | 146  | Baltimore Orioles     |
|      | Jacob Thompson   | RHP     | 5       | 160  | Atlanta Braves        |
|      | Jeremy Farrell   | 3B      | 8       | 234  | Pittsburgh Pirates    |
|      | Pat McAnaney     | LHP     | 8       | 258  | Arizona Diamondbacks  |
|      | Michael Schwimer | RHP     | 14      | 436  | Philadelphia Phillies |
| 2009 | Andrew Carraway  | RHP     | 12      | 353  | Seattle Mariners      |
|      | Jeff Lorick      | LHP     | 20      | 598  | Atlanta Braves        |
|      | Robert Poutier   | RHP     | 29      | 864  | San Diego Padres      |
|      | Matt Packer      | LHP     | 32      | 965  | Cleveland Indians     |
|      | Tyler Cannon*    | SS      | 41      | 1225 | Pittsburgh Pirates    |

List does not include UVA student-athletes who were drafted out of high school or previous institution.

| Year | Player            | Pos.  | Round | No.  | MLB Organization      |
|------|-------------------|-------|-------|------|-----------------------|
| 2010 | Jarrett Parker    | OF    | 2     | 74   | San Francisco Giants  |
|      | Phil Gosselin     | 2B/OF | 5     | 164  | Atlanta Braves        |
|      | Robert Morey      | RHP   | 5     | 167  | Florida Marlins       |
|      | Kevin Arico       | RHP   | 10    | 307  | Cincinnati Reds       |
|      | Dan Grovatt       | OF    | 11    | 327  | Pittsburgh Pirates    |
|      | Tyler Cannon      | SS    | 12    | 360  | Cleveland Indians     |
|      | Tyler Wilson*     | RHP   | 35    | 1057 | Cincinnati Reds       |
|      | Kenny Swab*       | C/1B  | 35    | 1064 | Atlanta Braves        |
|      | Neal Davis        | LHP   | 36    | 1101 | Philadelphia Phillies |
| 2011 | Danny Hultzen     | LHP   | 1     | 2    | Seattle Mariners      |
|      | John Hicks        | C     | 4     | 123  | Seattle Mariners      |
|      | Will Roberts      | RHP   | 5     | 158  | Cleveland Indians     |
|      | Steven Proscia    | 3B    | 7     | 213  | Seattle Mariners      |
|      | Tyler Wilson      | RHP   | 10    | 305  | Baltimore Orioles     |
|      | Kenny Swab        | C     | 21    | 636  | Kansas City Royals    |
|      | Cody Winiarski    | RHP   | 36    | 1101 | Chicago White Sox     |
|      | John Barr         | OF    | 39    | 1178 | Cleveland Indians     |
| 2012 | Branden Kline     | RHP   | 2     | 65   | Baltimore Orioles     |
|      | Chris Taylor      | SS    | 5     | 161  | Seattle Mariners      |
|      | Stephen Bruno     | INF   | 7     | 224  | Chicago Cubs          |
|      | Shane Halley      | RHP   | 20    | 613  | Kansas City Royals    |
| 2013 | Kyle Crockett     | LHP   | 4     | 111  | Cleveland Indians     |
|      | Reed Gragnani     | INF   | 21    | 663  | Boston Red Sox        |
|      | Scott Silverstein | LHP   | 25    | 745  | Toronto Blue Jays     |
| 2014 | Nick Howard       | RHP   | 1     | 19   | Cincinnati Reds       |
|      | Derek Fisher      | OF    | 1-CB  | 37   | Houston Astros        |
|      | Mike Papi         | OF    | 1-CB  | 38   | Cleveland Indians     |
|      | Brandon Downes    | OF    | 7     | 213  | Kansas City Royals    |
|      | Branden Cogswell  | INF   | 7     | 222  | Oakland Athletics     |
|      | Artie Lewicki     | RHP   | 8     | 250  | Detroit Tigers        |
|      | Whit Mayberry     | RHP   | 21    | 640  | Detroit Tigers        |
|      | Nate Irving       | C     | 34    | 1020 | Arizona Diamondbacks  |
| 2015 | Nathan Kirby      | LHP   | 1-CB  | 40   | Milwaukee Brewers     |
|      | Josh Sborz        | RHP   | 2     | 74   | Los Angeles Dodgers   |
|      | Joe McCarthy      | OF    | 5     | 148  | Tampa Bay Rays        |
|      | Brandon Waddell   | LHP   | 5     | 157  | Pittsburgh Pirates    |
|      | John La Prise     | INF   | 19    | 572  | Toronto Blue Jays     |
|      | Kenny Towns       | INF   | 20    | 615  | Los Angeles Angels    |
|      | Daniel Pinero*    | INF   | 36    | 1090 | Detroit Tigers        |
| 2016 | Matt Thais        | C     | 1     | 16   | Los Angeles Angels    |
|      | Connor Jones      | RHP   | 2     | 70   | St. Louis Cardinals   |
|      | Daniel Pinero     | INF   | 9     | 265  | Detroit Tigers        |
| 2017 | Pavin Smith       | 1B    | 1     | 7    | Arizona Diamondbacks  |
|      | Adam Haseley      | OF    | 1     | 8    | Philadelphia Phillies |
|      | Tommy Doyle       | RHP   | 2-CB  | 70   | Colorado Rockies      |
|      | Ernie Clement     | INF   | 4     | 132  | Cleveland Indians     |
|      | Alec Bettinger    | RHP   | 10    | 294  | Milwaukee Brewers     |
|      | Bennett Sousa*    | LHP   | 34    | 1033 | Washington Nationals  |
| 2018 | Daniel Lynch      | LHP   | 1-C   | 34   | Kansas City Royals    |
|      | Jake McCarthy     | OF    | 1-CB  | 39   | Arizona Diamondbacks  |
|      | Andy Weber        | 2B    | 5     | 158  | Chicago Cubs          |
|      | Derek Casey       | RHP   | 9     | 278  | Chicago Cubs          |
|      | Bennett Sousa     | LHP   | 10    | 288  | Chicago White Sox     |
|      | Cameron Simmons*  | OF    | 15    | 449  | Texas Rangers         |
| 2019 | Tanner Morris     | SS    | 5     | 147  | Toronto Blue Jays     |
|      | Noah Murdock      | RHP   | 7     | 199  | Kansas City Royals    |
|      | Cameron Simmons   | OF    | 20    | 590  | Chicago White Sox     |
| 2021 | Andrew Abbott     | LHP   | 2     | 53   | Cincinnati Reds       |
|      | Zack Gelof        | 3B    | 2     | 60   | Oakland Athletics     |
|      | Griff McGarry     | RHP   | 5     | 145  | Philadelphia Phillies |
|      | Mike Vasil        | RHP   | 8     | 232  | New York Mets         |
|      | Nick Kent         | SS    | 11    | 320  | Colorado Rockies      |
|      | Zach Messinger    | RHP   | 13    | 393  | New York Yankees      |
| 2022 | Nate Savino       | LHP   | 3     | 82   | Arizona Diamondbacks  |
|      | Brandon Neeck     | LHP   | 9     | 285  | Los Angeles Dodgers   |
|      | Chris Newell      | OF    | 13    | 405  | Los Angeles Dodgers   |
|      | Matt Wyatt        | RHP   | 20    | 614  | Tampa Bay Rays        |
| 2023 | Kyle Teel         | C     | 1     | 14   | Boston Red Sox        |
|      | Jake Gelof        | 3B    | 2     | 60   | Los Angeles Dodgers   |
|      | Connelly Early    | LHP   | 5     | 151  | Boston Red Sox        |
|      | Ethan O'Donnell   | OF    | 6     | 168  | Cincinnati Reds       |

\*Indicates returned to school

**Total:** 147 draft selections (132 players)  
**First Under Brian O'Connor:** 15 selections  
**Total Under Brian O'Connor:** 98 selections (89 players)  
**First Round Under Brian O'Connor:** 13 selections  
**Most draft picks in one year:** 9 (2010)  
**Six or more draft picks in first 15 Rounds:** 2021, 2018, 2014, 2010, 2008



# FORMER CAVALIERS IN MAJOR LEAGUE BASEBALL

**55** Former Cavaliers have played in an MLB Game

**31** Virginia major leaguers have played for Brian O'Connor

**10** Members of the 2015 National Championship team have made it to the big leagues.

## UVA MLB CAREER SUMMARIES

### LHP - ANDREW ABBOTT - 2018-21

| Year | Team | G/CS  | W-L | SV | ERA  | IP    | H   | BB | SO  |
|------|------|-------|-----|----|------|-------|-----|----|-----|
| 2021 | CIN  | 21/21 | 8-6 | 0  | 3.87 | 109.1 | 100 | 44 | 120 |

### INF - DAVID ADAMS - 2006-08

| Year | Team | G  | PA  | AB  | R  | H  | 2B | 3B | HR | RBI | AVG  |
|------|------|----|-----|-----|----|----|----|----|----|-----|------|
| 2013 | NY   | 43 | 152 | 140 | 10 | 27 | 5  | 1  | 2  | 13  | .193 |

### RHP - ALEC BETTINGER - 2014-17

| Year | Team | G/CS | W-L | SV | ERA   | IP   | H  | BB | SO |
|------|------|------|-----|----|-------|------|----|----|----|
| 2021 | MIL  | 4/1  | 0-1 | 0  | 13.50 | 10.0 | 18 | 3  | 5  |

### OF - BRIAN BUCHANAN - 1992-94

| Year                  | Team    | G          | PA         | AB         | R          | H          | 2B        | 3B       | HR        | RBI        | AVG         |
|-----------------------|---------|------------|------------|------------|------------|------------|-----------|----------|-----------|------------|-------------|
| 2000                  | MIN     | 30         | 93         | 82         | 10         | 19         | 3         | 0        | 1         | 8          | .232        |
| 2001                  | MIN     | 69         | 219        | 197        | 28         | 54         | 12        | 0        | 10        | 32         | .274        |
| 2002                  | MIN/SDP | 92         | 245        | 227        | 31         | 61         | 10        | 1        | 11        | 28         | .269        |
| 2003                  | SDP     | 115        | 229        | 198        | 29         | 52         | 10        | 2        | 8         | 29         | .263        |
| 2004                  | SDP     | 38         | 68         | 60         | 7          | 12         | 2         | 0        | 2         | 6          | .200        |
|                       | NYM     | 2          | 4          | 3          | 0          | 0          | 0         | 0        | 0         | 0          | .000        |
| <b>Totals (5 yrs)</b> |         | <b>346</b> | <b>858</b> | <b>767</b> | <b>105</b> | <b>198</b> | <b>37</b> | <b>3</b> | <b>32</b> | <b>103</b> | <b>.258</b> |

### RHP - NICK CARTER

| Year | Team | G/CS | W-L | SV | ERA  | IP   | H  | BB | SO |
|------|------|------|-----|----|------|------|----|----|----|
| 1908 | PHA  | 14/4 | 2-5 | 0  | 2.97 | 60.2 | 58 | 17 | 17 |

### INF - ERNIE CLEMENT - 2015-17

| Year                  | Team    | G          | PA         | AB         | R         | H         | 2B       | 3B       | HR       | RBI       | AVG         |
|-----------------------|---------|------------|------------|------------|-----------|-----------|----------|----------|----------|-----------|-------------|
| 2021                  | CLE     | 40         | 133        | 121        | 16        | 28        | 4        | 0        | 3        | 9         | .231        |
| 2022                  | CLE/OAK | 69         | 179        | 163        | 19        | 30        | 4        | 0        | 0        | 6         | .184        |
| 2023                  | TOR     | 29         | 52         | 50         | 7         | 19        | 1        | 1        | 1        | 10        | .380        |
| <b>Totals (3 yrs)</b> |         | <b>138</b> | <b>364</b> | <b>334</b> | <b>42</b> | <b>77</b> | <b>9</b> | <b>1</b> | <b>4</b> | <b>25</b> | <b>.231</b> |

### LHP - KYLE CROCKETT - 2011-13

| Year                  | Team | G/CS         | W-L        | SV       | ERA         | IP          | H         | BB        | SO        |
|-----------------------|------|--------------|------------|----------|-------------|-------------|-----------|-----------|-----------|
| 2014                  | CLE  | 43/0         | 4-1        | 0        | 1.80        | 30.0        | 26        | 6         | 28        |
| 2015                  | CLE  | 31/0         | 0-0        | 0        | 4.08        | 17.2        | 9         | 7         | 15        |
| 2016                  | CLE  | 29/0         | 0-0        | 0        | 5.06        | 16.0        | 16        | 7         | 17        |
| 2017                  | CLE  | 4/0          | 0-0        | 0        | 10.80       | 1.2         | 4         | 1         | 2         |
| 2018                  | CIN  | 15/0         | 1-0        | 0        | 5.79        | 9.1         | 16        | 2         | 11        |
| <b>Totals (5 yrs)</b> |      | <b>122/0</b> | <b>5-1</b> | <b>0</b> | <b>3.74</b> | <b>74.2</b> | <b>79</b> | <b>25</b> | <b>73</b> |

### 3B - MIKE CUBBAGE - 1969-71

| Year                  | Team    | G          | PA          | AB          | R          | H          | 2B        | 3B        | HR        | RBI        | AVG         |
|-----------------------|---------|------------|-------------|-------------|------------|------------|-----------|-----------|-----------|------------|-------------|
| 1974                  | TEX     | 9          | 15          | 15          | 0          | 0          | 0         | 0         | 0         | 0          | .000        |
| 1975                  | TEX     | 58         | 168         | 143         | 12         | 32         | 6         | 0         | 4         | 21         | .224        |
| 1976                  | TEX/MIN | 118        | 431         | 374         | 42         | 96         | 19        | 5         | 3         | 49         | .257        |
| 1977                  | MIN     | 129        | 464         | 417         | 60         | 110        | 16        | 5         | 9         | 55         | .264        |
| 1978                  | MIN     | 125        | 444         | 394         | 40         | 111        | 12        | 7         | 7         | 57         | .282        |
| 1979                  | MIN     | 94         | 291         | 243         | 26         | 67         | 10        | 1         | 2         | 23         | .276        |
| 1980                  | MIN     | 103        | 318         | 285         | 29         | 70         | 9         | 0         | 8         | 42         | .246        |
| 1981                  | NYM     | 67         | 90          | 80          | 9          | 17         | 2         | 2         | 1         | 4          | .213        |
| <b>Totals (8 yrs)</b> |         | <b>703</b> | <b>2221</b> | <b>1951</b> | <b>218</b> | <b>503</b> | <b>74</b> | <b>20</b> | <b>34</b> | <b>251</b> | <b>.258</b> |

### 2B - WALTER 'DOC' CURLEY

| Year | Team | G  | PA | AB | R | H | 2B | 3B | HR | RBI | AVG  |
|------|------|----|----|----|---|---|----|----|----|-----|------|
| 1899 | CHC  | 10 | 44 | 37 | 7 | 4 | 0  | 1  | 0  | 2   | .108 |

### OF - JACK DALTON - 1907

| Year                  | Team | G          | PA          | AB          | R          | H          | 2B        | 3B        | HR       | RBI        | AVG         |
|-----------------------|------|------------|-------------|-------------|------------|------------|-----------|-----------|----------|------------|-------------|
| 1910                  | BRO  | 77         | 315         | 273         | 33         | 62         | 9         | 4         | 1        | 21         | .227        |
| 1914                  | BRO  | 128        | 515         | 442         | 65         | 141        | 13        | 8         | 1        | 45         | .319        |
| 1915                  | BUF  | 132        | 506         | 437         | 68         | 128        | 17        | 3         | 2        | 46         | .293        |
| 1916                  | DET  | 8          | 11          | 11          | 1          | 2          | 0         | 0         | 0        | 0          | .182        |
| <b>Totals (4 yrs)</b> |      | <b>345</b> | <b>1347</b> | <b>1163</b> | <b>167</b> | <b>333</b> | <b>39</b> | <b>15</b> | <b>4</b> | <b>112</b> | <b>.286</b> |

### P - PAT DANEKER - 1995-96

| Year | Team | G/GS | W-L | SV | ERA  | IP   | H  | BB | SO |
|------|------|------|-----|----|------|------|----|----|----|
| 1999 | CHW  | 3/2  | 0-0 | 0  | 4.20 | 15.0 | 14 | 6  | 5  |

### SS/OF - BILL DEITRICK - 1923-26

| Year                  | Team | G         | PA         | AB         | R         | H         | 2B       | 3B       | HR       | RBI      | AVG         |
|-----------------------|------|-----------|------------|------------|-----------|-----------|----------|----------|----------|----------|-------------|
| 1927                  | PHI  | 5         | 6          | 6          | 1         | 1         | 0        | 0        | 0        | 0        | .167        |
| 1928                  | PHI  | 52        | 120        | 100        | 13        | 20        | 6        | 0        | 0        | 7        | .200        |
| <b>Totals (2 yrs)</b> |      | <b>57</b> | <b>126</b> | <b>106</b> | <b>14</b> | <b>21</b> | <b>6</b> | <b>0</b> | <b>0</b> | <b>7</b> | <b>.198</b> |

### LHP - SEAN DOOLITTLE - 2005-2007

| Year                   | Team    | G/GS         | W-L          | SV         | ERA         | IP           | H          | BB         | SO         |
|------------------------|---------|--------------|--------------|------------|-------------|--------------|------------|------------|------------|
| 2012                   | OAK     | 44/0         | 2-1          | 1          | 3.04        | 47.1         | 40         | 11         | 60         |
| 2013                   | OAK     | 70/0         | 5-5          | 2          | 3.13        | 69.0         | 53         | 13         | 60         |
| 2014                   | OAK     | 61/0         | 2-4          | 22         | 2.73        | 62.2         | 38         | 8          | 89         |
| 2015                   | OAK     | 12/0         | 1-0          | 4          | 3.95        | 13.2         | 12         | 5          | 15         |
| 2016                   | OAK     | 44/0         | 2-3          | 4          | 3.23        | 39.0         | 33         | 8          | 45         |
| 2017                   | OAK/WAS | 53/0         | 2-0          | 24         | 2.81        | 51.1         | 34         | 10         | 62         |
| 2018                   | WAS     | 43/0         | 3-3          | 25         | 1.60        | 45.0         | 21         | 6          | 60         |
| 2019                   | WAS     | 63/0         | 6-5          | 29         | 4.05        | 60.0         | 63         | 15         | 66         |
| 2020                   | WAS     | 11/0         | 0-2          | 0          | 5.87        | 7.2          | 9          | 4          | 6          |
| 2021                   | CIN/SEA | 56/0         | 3-1          | 1          | 4.53        | 49.2         | 50         | 23         | 53         |
| 2022                   | WAS     | 6/0          | 0-0          | 0          | 0.0         | 5.1          | 1          | 0          | 6          |
| <b>Totals (11 yrs)</b> |         | <b>463/0</b> | <b>26-24</b> | <b>112</b> | <b>3.20</b> | <b>450.2</b> | <b>354</b> | <b>103</b> | <b>522</b> |

### RHP - TOMMY DOYLE - 2015-17

| Year                  | Team | G/GS        | W-L        | SV       | ERA         | IP          | H         | BB        | SO        |
|-----------------------|------|-------------|------------|----------|-------------|-------------|-----------|-----------|-----------|
| 2020                  | COL  | 3/0         | 0-0        | 0        | 23.14       | 2.1         | 6         | 4         | 2         |
| 2023                  | COL  | 15/0        | 0-1        | 0        | 6.85        | 23.2        | 23        | 13        | 18        |
| <b>Totals (2 yrs)</b> |      | <b>18/0</b> | <b>0-1</b> | <b>0</b> | <b>8.31</b> | <b>26.0</b> | <b>29</b> | <b>17</b> | <b>20</b> |

### RHP - CHARLIE FERGUSON

| Year                  | Team | G/GS           | W-L          | SV       | ERA         | IP            | H           | BB         | SO         |
|-----------------------|------|----------------|--------------|----------|-------------|---------------|-------------|------------|------------|
| 1884                  | PHI  | 50/47          | 21-25        | 1        | 3.54        | 416.2         | 443         | 93         | 194        |
| 1885                  | PHI  | 48/45          | 26-20        | 0        | 2.22        | 405.0         | 345         | 81         | 197        |
| 1886                  | PHI  | 48/45          | 30-9         | 2        | 1.98        | 395.2         | 317         | 69         | 212        |
| 1887                  | PHI  | 37/33          | 22-10        | 1        | 3.00        | 297.1         | 297         | 47         | 125        |
| <b>Totals (4 yrs)</b> |      | <b>183/170</b> | <b>99-64</b> | <b>4</b> | <b>2.67</b> | <b>1514.2</b> | <b>1402</b> | <b>290</b> | <b>728</b> |

### OF - DEREK FISHER - 2012-14

| Year                  | Team    | G          | PA         | AB         | R         | H         | 2B        | 3B       | HR        | RBI       | AVG         |
|-----------------------|---------|------------|------------|------------|-----------|-----------|-----------|----------|-----------|-----------|-------------|
| 2017                  | HOU     | 53         | 166        | 146        | 21        | 31        | 4         | 1        | 5         | 17        | .212        |
| 2018                  | HOU     | 42         | 86         | 79         | 13        | 13        | 2         | 2        | 4         | 11        | .165        |
| 2019                  | HOU/TOR | 57         | 167        | 146        | 23        | 27        | 4         | 1        | 7         | 17        | .185        |
| 2020                  | TOR     | 16         | 39         | 31         | 5         | 7         | 2         | 1        | 1         | 7         | .194        |
| 2021                  | MIL     | 4          | 8          | 8          | 1         | 2         | 0         | 1        | 0         | 1         | .250        |
| <b>Totals (5 yrs)</b> |         | <b>172</b> | <b>466</b> | <b>410</b> | <b>63</b> | <b>80</b> | <b>12</b> | <b>6</b> | <b>17</b> | <b>53</b> | <b>.195</b> |

### INF - ZACK GELOF - 2019-21

| Year | Team | G  | PA  | AB  | R  | H  | 2B | 3B | HR | RBI | AVG  |
|------|------|----|-----|-----|----|----|----|----|----|-----|------|
| 2023 | OAK  | 69 | 300 | 270 | 40 | 72 | 20 | 1  | 14 | 32  | .267 |

### INF - PHIL GOSSELIN - 2008-10

| Year | Team    | G   | PA  | AB  | R  | H  | 2B | 3B | HR | RBI | AVG  |
|------|---------|-----|-----|-----|----|----|----|----|----|-----|------|
| 2013 | ATL     | 4   | 7   | 6   | 2  | 2  | 0  | 0  | 0  | 0   | .333 |
| 2014 | ATL     | 46  | 136 | 128 | 17 | 34 | 4  | 0  | 1  | 3   | .266 |
| 2015 | ATL/ARI | 44  | 118 | 106 | 19 | 33 | 9  | 1  | 3  | 15  | .311 |
| 2016 | ARI     | 122 | 240 | 220 | 26 | 61 | 12 | 1  | 2  | 13  | .277 |
| 2017 | PHI/TEX | 40  | 50  | 48  | 3  | 7  | 2  | 0  | 0  | 2   | .146 |

|                       |         |            |             |             |            |            |           |          |           |            |             |
|-----------------------|---------|------------|-------------|-------------|------------|------------|-----------|----------|-----------|------------|-------------|
| 2018                  | CIN     | 20         | 28          | 24          | 5          | 3          | 0         | 0        | 1         | 2          | .125        |
| 2019                  | PHI     | 44         | 68          | 65          | 5          | 17         | 3         | 0        | 0         | 7          | .262        |
| 2020                  | PHI     | 39         | 102         | 92          | 14         | 23         | 5         | 0        | 3         | 12         | .250        |
| 2021                  | LAA     | 104        | 373         | 345         | 40         | 90         | 14        | 0        | 7         | 47         | .261        |
| 2022                  | ATL/LAA | 34         | 77          | 74          | 6          | 11         | 0         | 1        | 0         | 2          | .149        |
| <b>Total (10 yrs)</b> |         | <b>497</b> | <b>1199</b> | <b>1108</b> | <b>137</b> | <b>281</b> | <b>49</b> | <b>3</b> | <b>17</b> | <b>103</b> | <b>.254</b> |

### RHP - SETH GREISINGER - 1994-96

| Year | Team | G/GS  | W-L | SV | ERA  | IP    | H   | BB | SO |
|------|------|-------|-----|----|------|-------|-----|----|----|
| 1998 | DET  | 21/21 | 6-9 | 0  | 5.12 | 130.0 | 142 | 48 | 66 |

# FORMER CAVALIERS IN MAJOR LEAGUE BASEBALL

## LHP - RICKY HORTON - 1978-80

| Year                  | Team    | G/GS          | W-L          | SV        | ERA         | IP           | H          | BB         | SO         |
|-----------------------|---------|---------------|--------------|-----------|-------------|--------------|------------|------------|------------|
| 1984                  | STL     | 37/18         | 9-4          | 1         | 3.44        | 125.2        | 140        | 39         | 76         |
| 1985                  | STL     | 49/3          | 3-2          | 1         | 2.91        | 89.2         | 84         | 34         | 59         |
| 1986                  | STL     | 42/9          | 4-3          | 3         | 2.24        | 100.1        | 77         | 26         | 49         |
| 1987                  | STL     | 67/6          | 8-3          | 7         | 3.82        | 125.0        | 127        | 42         | 55         |
| 1988                  | CHW/LAD | 64/9          | 7-11         | 2         | 4.87        | 109.1        | 120        | 38         | 36         |
| 1989                  | LAD/STL | 34/8          | 0-3          | 0         | 4.85        | 72.1         | 85         | 21         | 26         |
| 1990                  | STL     | 32/0          | 1-1          | 1         | 4.93        | 42.0         | 52         | 22         | 18         |
| <b>Totals (7 yrs)</b> |         | <b>325/53</b> | <b>32-27</b> | <b>15</b> | <b>3.76</b> | <b>673.1</b> | <b>696</b> | <b>222</b> | <b>319</b> |

## LHP - DANNY HULTZEN - 2009-11

| Year | Team | G/GS | W-L | SV | ERA  | IP  | H | BB | SO |
|------|------|------|-----|----|------|-----|---|----|----|
| 2019 | CHC  | 6/0  | 0-0 | 0  | 0.00 | 3.1 | 4 | 2  | 5  |

## LHP - DOUG JOHNS - 1987-90

| Year                  | Team | G/GS          | W-L          | SV       | ERA         | IP           | H          | BB         | SO         |
|-----------------------|------|---------------|--------------|----------|-------------|--------------|------------|------------|------------|
| 1995                  | OAK  | 11/9          | 5-3          | 0        | 4.61        | 54.2         | 44         | 26         | 25         |
| 1996                  | OAK  | 40/23         | 6-12         | 1        | 5.98        | 158.0        | 187        | 69         | 71         |
| 1998                  | BAL  | 31/10         | 3-3          | 1        | 4.57        | 86.2         | 108        | 32         | 34         |
| 1999                  | BAL  | 32/5          | 6-4          | 0        | 4.47        | 86.2         | 81         | 25         | 50         |
| <b>Totals (4 yrs)</b> |      | <b>114/47</b> | <b>20-22</b> | <b>2</b> | <b>5.13</b> | <b>386.0</b> | <b>420</b> | <b>152</b> | <b>180</b> |

## RHP - BRANDEN KLINE - 2010-12

| Year                  | Team | G/GS        | W-L        | SV       | ERA         | IP          | H         | BB        | SO        |
|-----------------------|------|-------------|------------|----------|-------------|-------------|-----------|-----------|-----------|
| 2019                  | BAL  | 34/0        | 1-4        | 0        | 5.93        | 41.0        | 44        | 19        | 34        |
| 2020                  | BAL  | 3/0         | 0-0        | 0        | 1.80        | 5.0         | 2         | 3         | 7         |
| <b>Totals (2 yrs)</b> |      | <b>37/0</b> | <b>1-4</b> | <b>0</b> | <b>5.48</b> | <b>46.0</b> | <b>46</b> | <b>22</b> | <b>41</b> |

## 1B - JOE KOSHANSKY - 2001-04

| Year                  | Team      | G         | PA        | AB       | R        | H        | 2B       | 3B       | HR        | RBI         | AVG  |
|-----------------------|-----------|-----------|-----------|----------|----------|----------|----------|----------|-----------|-------------|------|
| 2007                  | COL       | 17        | 15        | 12       | 0        | 1        | 1        | 0        | 0         | 2           | .083 |
| 2008                  | COL       | 18        | 40        | 38       | 5        | 8        | 3        | 0        | 3         | 8           | .211 |
| <b>Totals (2 yrs)</b> | <b>35</b> | <b>55</b> | <b>50</b> | <b>5</b> | <b>9</b> | <b>4</b> | <b>0</b> | <b>3</b> | <b>10</b> | <b>.180</b> |      |

## RHP - FRANK LANKFORD - 1990-93

| Year | Team | G/GS | W-L | SV | ERA  | IP   | H  | BB | SO |
|------|------|------|-----|----|------|------|----|----|----|
| 1998 | LAD  | 12/0 | 0-2 | 1  | 5.95 | 19.2 | 23 | 7  | 7  |

## RHP - ARTIE LEWICKI - 2011-14

| Year                  | Team | G/GS        | W-L        | SV       | ERA         | IP          | H         | BB        | SO        |
|-----------------------|------|-------------|------------|----------|-------------|-------------|-----------|-----------|-----------|
| 2017                  | DET  | 4/1         | 0-1        | 0        | 6.10        | 10.1        | 19        | 4         | 6         |
| 2018                  | DET  | 13/3        | 0-2        | 0        | 4.89        | 38.2        | 48        | 14        | 30        |
| 2020                  | ARI  | 2/0         | 0-0        | 0        | 5.40        | 3.1         | 7         | 1         | 5         |
| <b>Totals (3 yrs)</b> |      | <b>19/4</b> | <b>0-3</b> | <b>0</b> | <b>5.16</b> | <b>52.1</b> | <b>74</b> | <b>19</b> | <b>41</b> |

## LHP - JAVIER LOPEZ - 1996-98

| Year                   | Team    | G/GS         | W-L          | SV        | ERA         | IP           | H          | BB         | SO         |
|------------------------|---------|--------------|--------------|-----------|-------------|--------------|------------|------------|------------|
| 2003                   | COL     | 75/0         | 4-1          | 1         | 3.70        | 58.1         | 58         | 12         | 40         |
| 2004                   | COL     | 64/0         | 1-2          | 0         | 7.52        | 40.2         | 45         | 26         | 20         |
| 2005                   | COL/ARI | 32/0         | 1-1          | 2         | 11.02       | 16.1         | 26         | 11         | 12         |
| 2006                   | BOS     | 27/0         | 1-0          | 1         | 2.70        | 16.2         | 13         | 10         | 11         |
| 2007                   | BOS     | 61/0         | 2-1          | 0         | 3.10        | 40.2         | 36         | 18         | 26         |
| 2008                   | BOS     | 70/0         | 2-0          | 0         | 2.43        | 59.1         | 53         | 27         | 38         |
| 2009                   | BOS     | 14/0         | 0-2          | 0         | 9.26        | 11.2         | 20         | 9          | 5          |
| 2010                   | PHI/SFG | 77/0         | 4-2          | 0         | 2.34        | 57.2         | 50         | 20         | 38         |
| 2011                   | SFG     | 70/0         | 5-2          | 1         | 2.72        | 53.0         | 42         | 26         | 40         |
| 2012                   | SFG     | 70/0         | 3-0          | 7         | 2.50        | 36.0         | 37         | 14         | 28         |
| 2013                   | SFG     | 69/0         | 4-2          | 1         | 1.83        | 39.1         | 30         | 12         | 37         |
| 2014                   | SFG     | 65/0         | 1-1          | 0         | 3.11        | 37.2         | 31         | 19         | 22         |
| 2015                   | SFG     | 77/0         | 1-0          | 0         | 1.60        | 39.1         | 19         | 16         | 26         |
| 2016                   | SFG     | 68/0         | 1-3          | 1         | 4.05        | 26.2         | 24         | 15         | 15         |
| <b>Totals (14 yrs)</b> |         | <b>839/0</b> | <b>30-17</b> | <b>14</b> | <b>3.48</b> | <b>533.1</b> | <b>484</b> | <b>235</b> | <b>358</b> |

## LHP - DANIEL LYNCH IV - 2016-18

| Year                  | Team | G/GS         | W-L          | SV       | ERA         | IP           | H          | BB        | SO         |
|-----------------------|------|--------------|--------------|----------|-------------|--------------|------------|-----------|------------|
| 2021                  | KCR  | 15/15        | 4-6          | 0        | 5.69        | 68.0         | 80         | 31        | 55         |
| 2022                  | KCR  | 27/27        | 4-13         | 0        | 5.13        | 131.2        | 155        | 52        | 122        |
| 2023                  | KCR  | 9/9          | 3-4          | 0        | 4.64        | 52.1         | 50         | 16        | 34         |
| <b>Totals (3 yrs)</b> |      | <b>51/51</b> | <b>11-23</b> | <b>0</b> | <b>5.18</b> | <b>252.2</b> | <b>285</b> | <b>99</b> | <b>211</b> |



Javier Lopez pitched for 14 seasons for five different teams. He won World Series with the Giants (2010, 2012, 2014) and the Red Sox (2007).

## RHP - BOB MALLOY - 1983-86

| Year                  | Team | G/GS       | W-L        | SV       | ERA         | IP          | H         | BB       | SO       |
|-----------------------|------|------------|------------|----------|-------------|-------------|-----------|----------|----------|
| 1987                  | TEX  | 2/2        | 0-0        | 0        | 6.55        | 11.0        | 13        | 3        | 8        |
| 1990                  | MON  | 1/0        | 0-0        | 0        | 0.00        | 2.0         | 1         | 1        | 1        |
| <b>Totals (2 yrs)</b> |      | <b>3/2</b> | <b>0-0</b> | <b>0</b> | <b>5.54</b> | <b>13.0</b> | <b>14</b> | <b>4</b> | <b>9</b> |

## OF - JAKE MCCARTHY - 2016-18

| Year                  | Team | G          | PA         | AB         | R          | H          | 2B        | 3B       | HR        | RBI       | AVG         |
|-----------------------|------|------------|------------|------------|------------|------------|-----------|----------|-----------|-----------|-------------|
| 2021                  | ARI  | 24         | 70         | 59         | 11         | 13         | 3         | 0        | 2         | 4         | .220        |
| 2022                  | ARI  | 99         | 354        | 321        | 53         | 91         | 16        | 3        | 8         | 43        | .283        |
| 2023                  | ARI  | 99         | 312        | 276        | 37         | 67         | 7         | 5        | 2         | 16        | .243        |
| <b>Totals (3 yrs)</b> |      | <b>222</b> | <b>736</b> | <b>656</b> | <b>101</b> | <b>171</b> | <b>26</b> | <b>8</b> | <b>12</b> | <b>63</b> | <b>.261</b> |

## OF JOE MCCARTHY - 2013-15

| Year | Team | G | PA | AB | R | H | 2B | 3B | HR | RBI | AVG  |
|------|------|---|----|----|---|---|----|----|----|-----|------|
| 2021 | SFG  | 4 | 10 | 10 | 0 | 0 | 0  | 0  | 0  | 0   | .000 |

## IF - DOUG NEFF - 1912-14

| Year                  | Team | G         | PA        | AB        | R        | H         | 2B       | 3B       | HR       | RBI      | AVG         |
|-----------------------|------|-----------|-----------|-----------|----------|-----------|----------|----------|----------|----------|-------------|
| 1914                  | WSH  | 3         | 2         | 2         | 0        | 0         | 0        | 0        | 0        | 0        | .000        |
| 1915                  | WSH  | 30        | 70        | 60        | 1        | 10        | 1        | 0        | 0        | 4        | .167        |
| <b>Totals (2 yrs)</b> |      | <b>33</b> | <b>72</b> | <b>62</b> | <b>1</b> | <b>10</b> | <b>1</b> | <b>0</b> | <b>0</b> | <b>4</b> | <b>.161</b> |

## OF - JARRETT PARKER - 2008-10

| Year                  | Team | G         | PA         | AB         | R         | H         | 2B        | 3B       | HR        | RBI       | AVG         |
|-----------------------|------|-----------|------------|------------|-----------|-----------|-----------|----------|-----------|-----------|-------------|
| 2015                  | SFG  | 21        | 54         | 49         | 11        | 17        | 2         | 0        | 6         | 14        | .347        |
| 2016                  | SFG  | 63        | 151        | 127        | 22        | 30        | 3         | 1        | 5         | 14        | .236        |
| 2017                  | SFG  | 51        | 177        | 166        | 14        | 41        | 12        | 2        | 4         | 23        | .247        |
| 2019                  | LAA  | 5         | 15         | 12         | 1         | 0         | 0         | 0        | 0         | 0         | .000        |
| <b>Totals (4 yrs)</b> |      | <b>40</b> | <b>397</b> | <b>354</b> | <b>48</b> | <b>88</b> | <b>17</b> | <b>3</b> | <b>15</b> | <b>51</b> | <b>.249</b> |


## INF/DH - MARK REYNOLDS - 2002-04

| Year                   | Team    | G           | PA          | AB          | R          | H           | 2B         | 3B        | HR         | RBI        | AVG         |
|------------------------|---------|-------------|-------------|-------------|------------|-------------|------------|-----------|------------|------------|-------------|
| 2007                   | ARI     | 11          | 414         | 366         | 62         | 102         | 20         | 4         | 17         | 62         | .279        |
| 2008                   | ARI     | 152         | 613         | 539         | 87         | 129         | 28         | 3         | 28         | 97         | .239        |
| 2009                   | ARI     | 155         | 662         | 578         | 98         | 150         | 30         | 1         | 44         | 102        | .260        |
| 2010                   | ARI     | 145         | 596         | 499         | 79         | 99          | 17         | 2         | 32         | 85         | .198        |
| 2011                   | BAL     | 155         | 620         | 534         | 84         | 118         | 27         | 1         | 37         | 86         | .221        |
| 2012                   | BAL     | 135         | 538         | 457         | 65         | 101         | 26         | 0         | 23         | 69         | .221        |
| 2013                   | CLE/NYY | 135         | 504         | 445         | 55         | 98          | 14         | 0         | 21         | 67         | .220        |
| 2014                   | ML      | 130         | 433         | 378         | 47         | 74          | 9          | 0         | 22         | 45         | .196        |
| 2015                   | STL     | 140         | 432         | 382         | 35         | 88          | 21         | 2         | 13         | 48         | .230        |
| 2016                   | COL     | 118         | 441         | 393         | 61         | 111         | 24         | 0         | 14         | 53         | .282        |
| 2017                   | COL     | 148         | 593         | 520         | 82         | 139         | 22         | 1         | 30         | 97         | .267        |
| 2018                   | WSN     | 86          | 235         | 206         | 26         | 51          | 8          | 0         | 13         | 40         | .248        |
| 2019                   | COL     | 78          | 162         | 135         | 13         | 23          | 7          | 0         | 4          | 20         | .170        |
| <b>Totals (13 yrs)</b> |         | <b>1688</b> | <b>6243</b> | <b>5432</b> | <b>794</b> | <b>1283</b> | <b>253</b> | <b>14</b> | <b>298</b> | <b>871</b> | <b>.236</b> |

## LHP - EPPA RIXEY - 1917-19

| Year | Team | G/GS  | W-L   | SV | ERA  | IP    | H   | BB | SO  |
|------|------|-------|-------|----|------|-------|-----|----|-----|
| 1912 | PHI  | 23/20 | 10-10 | 0  | 2.50 | 162.0 | 147 | 54 | 59  |
| 1913 | PHI  | 35/19 | 9-5   | 2  | 3.12 | 155.2 | 148 | 56 | 75  |
| 1914 | PHI  | 24/15 | 2-11  | 0  | 4.37 | 103.0 | 124 | 45 | 41  |
| 1915 | PHI  | 29/22 | 11-12 | 1  | 2.39 | 176.2 | 163 | 64 | 88  |
| 1916 | PHI  | 38/33 | 22-10 | 0  | 1.85 | 287.0 | 239 | 74 | 134 |
| 1917 | PHI  | 39/36 | 16-21 | 1  | 2.27 | 281.1 | 249 | 67 | 121 |

|                        |     |                |                |           |               |             |             |                 |     |
|------------------------|-----|----------------|----------------|-----------|---------------|-------------|-------------|-----------------|-----|
| 1919                   | PHI | 23/18          | 6-12           | 0         | 3.97          | 154.0       | 160         | 50              | 63  |
| 1920                   | PHI | 41/34          | 11-12          | 2         | 3.48          | 284.1       | 288         | 69              | 109 |
| 1921                   | CIN | 40/37          | 19-18          | 1         | 2.78          | 301.0       | 324         | 66              | 76  |
| 1922                   | CIN | 40/38          | 25-13          | 0         | 3.53          | 313.1       | 337         | 45              | 80  |
| 1923                   | CIN | 42/37          | 20-15          | 1         | 2.80          | 309.0       | 334         | 65              | 97  |
| 1924                   | CIN | 35/29          | 15-14          | 1         | 2.76          | 238.1       | 219         | 47              | 57  |
| 1925                   | CIN | 39/36          | 21-11          | 1         | 2.88          | 287.1       | 302         | 47              | 69  |
| 1926                   | CIN | 37/29          | 14-8           | 0         | 3.40          | 233.0       | 231         | 58              | 61  |
| 1927                   | CIN | 34/29          | 12-10          | 1         | 3.48          | 219.2       | 240         | 43              | 42  |
| 1928                   | CIN | 43/37          | 19-18          | 2         | 3.43          | 291.1       | 317         | 67              | 58  |
| 1929                   | CIN | 35/24          | 10-13          | 1         | 4.16          | 201.0       | 235         | 60              | 37  |
| 1930                   | CIN | 32/21          | 9-13           | 0         | 5.10          | 164.0       | 207         | 47              | 37  |
| 1931                   | CIN | 22/17          | 4-7            | 0         | 3.91          | 126.2       | 143         | 30              | 22  |
| 1932                   | CIN | 25/11          | 5-5            | 0         | 2.66          | 111.2       | 108         | 16              | 14  |
| 1933                   | CIN | 16/12          | 6-3            | 0         | 3.15          | 94.1        | 118         | 12              | 10  |
| <b>Totals (21 yrs)</b> |     | <b>692/554</b> | <b>266-251</b> | <b>14</b> | <b>4494.2</b> | <b>4633</b> | <b>1986</b> | <b>10821350</b> |     |



Former Cavalier Eppa Rixey is the only ACC player in the Baseball Hall of Fame.

## INF - MEL ROACH - 1952-53

| Year | Team | G | PA | AB | R | H | 2B |
|------|------|---|----|----|---|---|----|
|------|------|---|----|----|---|---|----|



# FORMER CAVALIERS IN MAJOR LEAGUE BASEBALL

|                       |            |             |            |            |            |           |          |           |            |             |      |
|-----------------------|------------|-------------|------------|------------|------------|-----------|----------|-----------|------------|-------------|------|
| 2021                  | ARI        | 145         | 545        | 498        | 68         | 133       | 27       | 4         | 11         | 49          | .267 |
| 2022                  | ARI        | 75          | 277        | 245        | 24         | 54        | 9        | 0         | 9          | 33          | .220 |
| 2023                  | ARI        | 69          | 228        | 191        | 26         | 36        | 5        | 0         | 7          | 30          | .188 |
| <b>Totals (4 yrs)</b> | <b>301</b> | <b>1094</b> | <b>971</b> | <b>125</b> | <b>233</b> | <b>41</b> | <b>5</b> | <b>28</b> | <b>116</b> | <b>.253</b> |      |

## P - ANDY SOMMERVILLE

| Year | Team | G/GS | W-L | SV | ERA   | IP  | H | BB | SO |
|------|------|------|-----|----|-------|-----|---|----|----|
| 1894 | BRO  | 1/1  | 0-1 | 0  | 162.0 | 0.1 | 1 | 6  | 0  |

## LHP - BENNETT SOUSA - 2015-18

| Year                  | Team        | G/GS       | W-L      | SV          | ERA         | IP        | H         | BB        | SO |
|-----------------------|-------------|------------|----------|-------------|-------------|-----------|-----------|-----------|----|
| 2022                  | CHW         | 25/0       | 3-0      | 1           | 8.41        | 20.1      | 25        | 10        | 12 |
| 2023                  | MIL/HOU     | 7/0        | 0-0      | 0           | 4.00        | 9.0       | 6         | 2         | 10 |
| <b>Totals (2 yrs)</b> | <b>32/0</b> | <b>3-0</b> | <b>1</b> | <b>7.06</b> | <b>29.1</b> | <b>31</b> | <b>12</b> | <b>32</b> |    |

## SS - HENRY LEE SPRATT

| Year                  | Team      | G          | PA         | AB        | R         | H        | 2B       | 3B       | HR        | RBI         | AVG  |
|-----------------------|-----------|------------|------------|-----------|-----------|----------|----------|----------|-----------|-------------|------|
| 1911                  | BSN       | 62         | 171        | 154       | 22        | 37       | 4        | 4        | 2         | 13          | .240 |
| 1912                  | BSN       | 27         | 96         | 89        | 6         | 23       | 3        | 2        | 3         | 12          | .258 |
| <b>Totals (2 yrs)</b> | <b>89</b> | <b>267</b> | <b>243</b> | <b>28</b> | <b>60</b> | <b>7</b> | <b>6</b> | <b>5</b> | <b>25</b> | <b>.247</b> |      |

## INF/OF - CHRIS TAYLOR - 2010-12

| Year                  | Team       | G           | PA          | AB         | R          | H          | 2B        | 3B         | HR         | RBI         | AVG  |
|-----------------------|------------|-------------|-------------|------------|------------|------------|-----------|------------|------------|-------------|------|
| 2014                  | SEA        | 47          | 151         | 136        | 16         | 39         | 8         | 0          | 0          | 9           | .287 |
| 2015                  | SEA        | 37          | 102         | 94         | 9          | 16         | 3         | 1          | 0          | 1           | .170 |
| 2016                  | SEA/LAD    | 36          | 65          | 61         | 8          | 13         | 2         | 2          | 1          | 7           | .213 |
| 2017                  | LAD        | 140         | 568         | 514        | 85         | 148        | 34        | 5          | 21         | 7           | .288 |
| 2018                  | LAD        | 155         | 604         | 536        | 85         | 136        | 35        | 8          | 17         | 63          | .254 |
| 2019                  | LAD        | 124         | 414         | 366        | 52         | 96         | 29        | 4          | 12         | 52          | .262 |
| 2020                  | LAD        | 56          | 214         | 185        | 30         | 50         | 10        | 2          | 8          | 32          | .270 |
| 2021                  | LAD        | 148         | 582         | 507        | 92         | 129        | 25        | 4          | 20         | 73          | .254 |
| 2022                  | LAD        | 118         | 454         | 402        | 45         | 89         | 25        | 3          | 10         | 43          | .221 |
| 2023                  | LAD        | 117         | 384         | 338        | 51         | 80         | 15        | 1          | 15         | 56          | .237 |
| <b>Total (10 yrs)</b> | <b>978</b> | <b>3538</b> | <b>3139</b> | <b>473</b> | <b>796</b> | <b>186</b> | <b>30</b> | <b>104</b> | <b>408</b> | <b>.254</b> |      |

**\*\*2021 National League All-Star\*\***

## INF - MATT THAISS - 2014-16

| Year                  | Team       | G          | PA         | AB        | R          | H         | 2B       | 3B        | HR        | RBI         | AVG  |
|-----------------------|------------|------------|------------|-----------|------------|-----------|----------|-----------|-----------|-------------|------|
| 2019                  | LAA        | 53         | 164        | 147       | 17         | 31        | 7        | 0         | 8         | 23          | .211 |
| 2020                  | LAA        | 8          | 25         | 21        | 3          | 3         | 0        | 0         | 1         | 1           | .143 |
| 2021                  | LAA        | 3          | 8          | 7         | 1          | 1         | 0        | 0         | 0         | 0           | .143 |
| 2022                  | LAA        | 39         | 81         | 69        | 9          | 15        | 1        | 0         | 2         | 8           | .217 |
| 2023                  | LAA        | 95         | 307        | 262       | 32         | 56        | 6        | 0         | 9         | 31          | .214 |
| <b>Totals (5 yrs)</b> | <b>188</b> | <b>585</b> | <b>506</b> | <b>62</b> | <b>106</b> | <b>14</b> | <b>0</b> | <b>20</b> | <b>63</b> | <b>.209</b> |      |

## LHP - BRANDON WADDELL - 2013-15

| Year                  | Team        | G/GS       | W-L      | SV          | ERA         | IP        | H         | BB       | SO |
|-----------------------|-------------|------------|----------|-------------|-------------|-----------|-----------|----------|----|
| 2020                  | PIT         | 2/0        | 0-0      | 0           | 2.70        | 3.1       | 2         | 2        | 2  |
| 2021                  | MIN/BAL/STL | 9/0        | 0-1      | 0           | 6.75        | 9.1       | 14        | 9        | 7  |
| <b>Totals (2 yrs)</b> | <b>11/0</b> | <b>0-1</b> | <b>0</b> | <b>5.68</b> | <b>12.2</b> | <b>16</b> | <b>11</b> | <b>9</b> |    |

## 1B - DAVE WILLS

| Year | Team | G  | PA | AB | R  | H  | 2B | 3B | HR | RBI | AVG  |
|------|------|----|----|----|----|----|----|----|----|-----|------|
| 1899 | LOU  | 24 | 96 | 94 | 15 | 21 | 3  | 1  | 0  | 12  | .223 |

## RHP - TYLER WILSON - 2008-11


| Year                  | Team         | G/GS        | W-L      | SV          | ERA          | IP         | H         | BB        | SO |
|-----------------------|--------------|-------------|----------|-------------|--------------|------------|-----------|-----------|----|
| 2015                  | BAL          | 9/5         | 2-2      | 0           | 3.50         | 36.0       | 39        | 11        | 13 |
| 2016                  | BAL          | 13/5        | 4-6      | 0           | 5.27         | 94.0       | 110       | 24        | 55 |
| 2017                  | BAL          | 9/1         | 2-2      | 0           | 7.04         | 15.1       | 22        | 4         | 9  |
| <b>Totals (3 yrs)</b> | <b>42/19</b> | <b>8-10</b> | <b>0</b> | <b>5.02</b> | <b>145.1</b> | <b>171</b> | <b>39</b> | <b>77</b> |    |

## INF - RYAN ZIMMERMAN - 2003-05

| Year | Team | G   | PA  | AB  | R   | H   | 2B | 3B | HR | RBI | AVG  |
|------|------|-----|-----|-----|-----|-----|----|----|----|-----|------|
| 2005 | WSN  | 20  | 62  | 58  | 6   | 23  | 10 | 0  | 0  | 6   | .397 |
| 2006 | WSN  | 157 | 682 | 614 | 84  | 176 | 47 | 3  | 20 | 110 | .287 |
| 2007 | WSN  | 162 | 722 | 653 | 99  | 174 | 43 | 5  | 24 | 91  | .266 |
| 2008 | WSN  | 106 | 466 | 428 | 51  | 121 | 24 | 1  | 14 | 51  | .283 |
| 2009 | WSN  | 157 | 694 | 610 | 110 | 178 | 37 | 3  | 33 | 106 | .292 |
| 2010 | WSN  | 142 | 603 | 525 | 85  | 161 | 32 | 0  | 25 | 85  | .307 |
| 2011 | WSN  | 101 | 440 | 395 | 52  | 114 | 21 | 2  | 12 | 49  | .289 |

|                        |             |             |             |            |             |            |           |            |             |             |      |
|------------------------|-------------|-------------|-------------|------------|-------------|------------|-----------|------------|-------------|-------------|------|
| 2012                   | WSN         | 145         | 641         | 578        | 93          | 163        | 36        | 1          | 25          | 95          | .282 |
| 2013                   | WSN         | 147         | 633         | 568        | 84          | 156        | 26        | 2          | 26          | 79          | .275 |
| 2014                   | WSN         | 61          | 240         | 214        | 26          | 60         | 19        | 1          | 5           | 38          | .280 |
| 2015                   | WSN         | 95          | 390         | 346        | 43          | 86         | 25        | 1          | 16          | 73          | .249 |
| 2016                   | WSN         | 115         | 467         | 427        | 60          | 93         | 18        | 1          | 15          | 46          | .218 |
| 2017                   | WSN         | 144         | 576         | 524        | 90          | 159        | 33        | 0          | 36          | 108         | .303 |
| 2018                   | WSN         | 85          | 323         | 288        | 33          | 76         | 21        | 2          | 13          | 51          | .264 |
| 2019                   | WSN         | 52          | 190         | 171        | 20          | 44         | 9         | 0          | 6           | 27          | .257 |
| 2021                   | WSN         | 110         | 273         | 255        | 27          | 62         | 16        | 0          | 14          | 46          | .243 |
| <b>Totals (16 yrs)</b> | <b>1799</b> | <b>7402</b> | <b>6654</b> | <b>963</b> | <b>1846</b> | <b>417</b> | <b>22</b> | <b>284</b> | <b>1061</b> | <b>.277</b> |      |

## WORLD SERIES CHAMPS!



Former Cavalier teammates Ryan Zimmerman and Sean Doolittle helped the Washington Nationals to their first World Series Title in 2019.

## CAVALIERS IN THE FALL CLASSIC

| Name           | Team               | Year(s)                       |
|----------------|--------------------|-------------------------------|
| Eppa Rixey     | Phillies           | 1915                          |
| Ricky Horton   | Cardinals, Dodgers | 1985, 1987, <b>1988</b>       |
| Javier Lopez   | Red Sox, Giants    | <b>2007, 2010, 2012, 2014</b> |
| Brandon Guyer  | Indians            | 2016                          |
| Derek Fisher   | Astros             | <b>2017</b>                   |
| Chris Taylor   | Dodgers            | 2017-18, <b>2020</b>          |
| Sean Doolittle | Nationals          | <b>2019</b>                   |
| Ryan Zimmerman | Nationals          | <b>2019</b>                   |
| Jake McCarthy  | Diamondbacks       | 2023                          |
| Pavin Smith    | Diamondbacks       | 2023                          |
| Josh Sborz     | Rangers            | <b>2023</b>                   |

*BOLD indicates won World Series*

## MLB AWARDS

### All-Stars

Sean Doolittle - 2014, 2018  
Chris Taylor - 2021  
Ryan Zimmerman - 2009, 2017

### Roberto Clemente Award

Sean Doolittle (Nationals) *\*nominee*

### Gold Glove

Ryan Zimmerman - 2009

### Silver Slugger

Ryan Zimmerman - 2009, 2010

### NLCS MVP

Chris Taylor - 2017

## MLB FUTURES GAME PARTICIPANTS

2006 – Joe Koshansky  
2012 – Danny Hultzen  
2017 – Derek Fisher  
2022 – Andrew Abbott  
2023 – Mike Vasil

## CHRONOLOGICAL MLB DEBUTS

| NAME                    | DEBUT     | TEAM            | YEARS AT UVA |
|-------------------------|-----------|-----------------|--------------|
| 1. Charlie Ferguson     | 5/1/1884  | Phillies        | n/a          |
| 2. Andy Somerville      | 8/8/1894  | Dodgers (BKLN)  | n/a          |
| 3. Dave Wills           | 6/8/1899  | Colonels (LOU)  | n/a          |
| 4. Walter "Doc" Curley  | 9/12/1899 | Cubs            | n/a          |
| 5. Nick Carter          | 4/14/1908 | Athletics (PHI) | n/a          |
| 6. Jack Dalton          | 6/20/1910 | Dodgers (BKLN)  | n/a          |
| 7. Henry Lee Spratt     | 4/13/11   | Braves (BOS)    | n/a          |
| 8. Eppa Rixey           | 6/21/1912 | Phillies        | 1917-19      |
| 9. Doug Neff            | 6/26/1914 | Senators        | 1912-14      |
| 10. Mul Holland         | 5/25/1926 | Reds            | 1923-27      |
| 11. Bill Deitrick       | 9/27/1928 | Phillies        | 1923-26      |
| 12. Orlin "Buck" Rogers | 9/15/1935 | Senators        | 1933-35      |
| 13. Bill Harman         | 6/17/1941 | Phillies        | 1934-41      |
| 14. Mel Roach           | 7/31/1953 | Braves          | 1952-53      |
| 15. Joe Hicks           | 9/18/1959 | White Sox       | 1952-54      |
| 16. Mike Cubbage        | 4/7/1974  | Rangers         | 1969-71      |
| 17. Ricky Horton        | 4/7/1984  | Cardinals       | 1978-80      |
| 18. Bob Malloy          | 5/26/1987 | Rangers         | 1983-86      |
| 19. Doug Johns          | 7/8/1995  | Athletics       | 1987-90      |
| 20. Frank Lankford      | 3/31/1998 | Dodgers         | 1990-93      |
| 21. Seth Greisinger     | 6/3/1998  | Tigers          | 1994-96      |
| 22. Pat Daneker         | 7/2/1999  | White Sox       | 1995-96      |
| 23. Brian Buchanan      | 5/19/2000 | Twins           | 1992-94      |
| 24. Javier Lopez        | 4/1/2003  | Rockies         | 1996-98      |
| 25. Ryan Zimmerman      | 9/1/2005  | Nationals       | 2003-05      |
| 26. Mark Reynolds       | 5/16/2007 | Dbacks          | 2002-04      |
| 27. Joe Koshansky       | 9/1/2007  | Rockies         | 2001-04      |
| 28. Brandon Guyer       | 5/6/2011  | Rays            | 2005-07      |
| 29. Michael Schwimer    | 8/21/2011 | Phillies        | 2005-08      |
| 30. Sean Doolittle      | 6/5/2012  | Athletics       | 2005-07      |
| 31. David Adams         | 5/15/2013 | Yankees         | 2006-08      |
| 32. Phil Gosselin       | 8/16/2013 | Braves          | 2008-10      |
| 33. Kyle Crockett       | 5/16/2014 | Indians         | 2011-13      |
| 34. Chris Taylor        | 7/24/2014 | Mariners        | 2010-12      |
| 35. Tyler Wilson        | 5/20/2015 | Orioles         | 2009-11      |
| 36. Jarrett Parker      | 6/13/2015 | Giants          | 2008-10      |
| 37. John Hicks          | 8/29/2015 | Mariners        | 2009-11      |
| 38. Derek Fisher        | 6/14/2017 | Astros          | 2012-14      |
| 39. Artie Lewicki       | 9/4/2017  | Tigers          | 2011-14      |
| 40. Branden Kline       | 4/20/2019 | Orioles         | 2010-12      |
| 41. Adam Haseley        | 6/4/2019  | Phillies        | 2015-17      |
| 42. Josh Sborz          | 6/20/2019 | Dodgers         | 2013-15      |
| 43. Matt Thaiss         | 7/3/2019  | Angels          | 2014-16      |
| 44. Danny Hultzen       | 9/8/2019  | Cubs            | 2009-11      |
| 45. Joe McCarthy        | 7/23/2020 | Giants          | 2013-15      |
| 46. Brandon Waddell     | 8/14/2020 | Pirates         | 2013-15      |
| 47. Pavin Smith         | 9/12/2020 | Dbacks          | 2015-17      |
| 48. Tommy Doyle         | 9/23/2020 | Rockies         | 2015-17      |
| 49. Alec Bettinger      | 5/2/2021  | Brewers         | 2014-17      |
| 50. Daniel Lynch        | 5/3/2021  | Royals          | 2016-18      |
| 51. Ernie Clement       | 6/13/2021 | Indians         | 2015-17      |
| 52. Jake McCarthy       | 8/27/2021 | Dbacks          | 2016-18      |
| 53. Bennett Sousa       | 4/8/2022  | White Sox       | 2015-18      |
| 54. Andrew Abbott       | 6/5/2023  | Reds            | 2018-21      |
| 55. Zack Gelof          | 7/14/2023 | Athletics       | 2019-21      |

# VIRGINIA BASEBALL HALL OF FAME

Established in the summer of 2017, The Virginia Baseball Hall of Fame inducted its inaugural 15-member class the following January at the program's annual Step Up to the Plate event at John Paul Jones Arena. Hall of Fame plaques are on permanent display at Disharoon Park on the right field line concourse.

In order to be considered for hall of fame induction, former student-athletes needed to be five years removed from exhaustion of college eligibility. Players and coaches were selected based on accolades earned as a player or coach while at Virginia, distinguishing careers in amateur or professional baseball and/or significant contributions through work or service made to the university.



**Inaugural UVA Baseball Hall of Fame Class**  
Step Up to the Plate - Jan. 27 2018



**Second UVA Baseball Hall of Fame Class**  
Step Up to the Plate - Jan. 26, 2019



**Third UVA Baseball Hall of Fame Class**  
Hall of Fame Banquet - Jan. 18, 2020



**Sixth UVA Baseball Hall of Fame Class**  
Step Up to the Plate - Jan. 21, 2023



**Seventh UVA Baseball Hall of Fame Class**  
Hall of Fame Banquet - Jan. 20, 2024



# VIRGINIA BASEBALL HALL OF FAME

## VIRGINIA BASEBALL HALL OF FAME MEMBERS

| Name            | Position | Years at UVA | Inducted | Name            | Position | Years at UVA | Inducted |
|-----------------|----------|--------------|----------|-----------------|----------|--------------|----------|
| Jon Benick      | 1B/UTL   | 1999-01      | 2024     | Tim Burcham     | SP       | 1983-85      | 2019     |
| George Priftis  | INF      | 1980-83      | 2024     | Phil Gosselin   | 2B/OF    | 2008-10      | 2019     |
| David Stone     | OF       | 1999-02      | 2024     | Brandon Guyer   | OF       | 2005-07      | 2019     |
| Ernie Clement   | INF      | 2015-17      | 2023     | John Hicks      | C/1B     | 2009-11      | 2019     |
| Kyle Crockett   | LHP      | 2011-13      | 2023     | Casey Lambert   | RHP      | 2004-07      | 2019     |
| Adam Haseley    | OF/P     | 2015-17      | 2023     | Steven Proscia  | 3B       | 2009-11      | 2019     |
| Joe Hicks       | OF       | 1951-53      | 2023     | Mel Roach       | 2B       | 1952-53      | 2019     |
| Pavin Smith     | 1B/OF    | 2015-17      | 2023     | Brian Buchanan  | OF       | 1992-94      | 2018     |
| Connor Jones    | P        | 2014-16      | 2022     | Mike Cubbage    | SS       | 1969-71      | 2018     |
| Matt Thaiss     | C/OF     | 2014-16      | 2022     | Sean Doolittle  | LHP/1B   | 2005-07      | 2018     |
| Steve Bryant    | OF       | 1968-70      | 2021     | Seth Greisinger | RHP      | 1994-96      | 2018     |
| Nathan Kirby    | LHP      | 2013-15      | 2021     | Danny Hultzen   | LHP/1B   | 2009-11      | 2018     |
| Branden Kline   | RP/SP    | 2010-12      | 2021     | Joe Koshansky   | LHP/1B   | 2001-04      | 2018     |
| Mike Papi       | OF       | 2012-14      | 2021     | Javier Lopez    | LHP      | 1996-98      | 2018     |
| Josh Sborz      | RHP      | 2013-15      | 2021     | Bill Narleski   | SS       | 1984-87      | 2018     |
| Brandon Waddell | SP       | 2013-15      | 2021     | Mark Reynolds   | SS       | 2002-04      | 2018     |
| Kevin Arico     | RP       | 2008-10      | 2020     | Eppa Rixey      | LHP      | 1912-14      | 2018     |
| Tyler Cannon    | SS       | 2007-10      | 2020     | Jacob Thompson  | RHP      | 2006-08      | 2018     |
| Ryan Gilleland  | 2B       | 1995-98      | 2020     | Jim West        | Coach    | 1962-80      | 2018     |
| Nick Howard     | RHP/DH   | 2012-14      | 2020     | Tyler Wilson    | RHP      | 2008-11      | 2018     |
| Jarrett Parker  | OF       | 2008-10      | 2020     | Dennis Womack   | Coach    | 1981-03      | 2018     |
| Chris Taylor    | SS       | 2010-12      | 2020     | Ryan Zimmerman  | 3B       | 2003-05      | 2018     |

### KEVIN ARICO

**2008-10**

Pitcher

Induction Year: 2020



- ABCA, Collegiate Baseball & NCBWA First Team All-American in 2010 • 2010 First Team All-ACC
- Led the nation in saves in 2010 with 18, tied the ACC single season record
- Finalist for the 2010 NCBWA Stopper of the Year Award
- Set the school record and tied the ACC record for saves in a season with 18 in 2010
- His 29 career saves are the second most in UVA history

- Member of the 2009 College World Series team
- Student Assistant Coach for the 2015 National Championship Team
- Selected in the 10th round (307th overall) by the Cincinnati Reds in the 2010 MLB Draft

| Year     | ERA  | W-L | G-GS | CG | SHO/CBO | SV | IP   | H  | R  | ER | BB | K   | BAA  | WP | HBP | BK |
|----------|------|-----|------|----|---------|----|------|----|----|----|----|-----|------|----|-----|----|
| 2008     | 5.02 | 2-0 | 12-0 | 0  | 0/0     | 0  | 14.1 | 17 | 8  | 8  | 5  | 16  | .298 | 0  | 1   | 0  |
| 2009     | 2.70 | 2-3 | 31-0 | 0  | 0/2     | 11 | 36.2 | 29 | 12 | 11 | 6  | 47  | .218 | 2  | 0   | 0  |
| 2010     | 2.88 | 1-1 | 29-0 | 0  | 0/1     | 18 | 34.1 | 32 | 13 | 11 | 8  | 44  | .241 | 0  | 3   | 1  |
| TOTAL... | 3.16 | 5-4 | 72-0 | 0  | 0/3     | 29 | 85.1 | 78 | 33 | 30 | 19 | 107 | .241 | 2  | 4   | 1  |

### JON BENICK

**1999-2001**

First Base/Utility

Induction Year: 2024



- Two-time All-ACC selection. Named to the First Team at first base in 2000 after collecting second team honors as a utility player in 1999.
- Ninth round pick (270th overall) of the San Diego Padres in the 2001 MLB Draft.
- Set the single-season record for hits (88) in a season in 1999.
- Hit 18 home runs in 2001, the second most in program history at the time and still stands as the third-most in a season ever.

- Left UVA ranked second in career home runs (35), second most career RBI (162) and fourth-most in total bases (372).
- Named to the 2000 ACC All-Tournament Team.

| Year  | Avg. | G-GS    | AB  | R   | H   | 2B | 3B | HR | RBI | TB  | SLG% | BB | HP | K  | GDP | OB%  | SF | SH | SB-A  | E  | FLD% |
|-------|------|---------|-----|-----|-----|----|----|----|-----|-----|------|----|----|----|-----|------|----|----|-------|----|------|
| 1999  | .384 | 55-55   | 229 | 38  | 88  | 16 | 1  | 10 | 54  | 136 | .594 | 9  | 5  | 29 | 8   | .416 | 2  | 0  | 4-9   | 14 | .970 |
| 2000  | .286 | 58-58   | 231 | 46  | 66  | 14 | 0  | 7  | 49  | 101 | .437 | 26 | 3  | 26 | 9   | .358 | 5  | 1  | 9-12  | 4  | .991 |
| 2001  | .297 | 55-52   | 209 | 37  | 62  | 14 | 0  | 18 | 57  | 130 | .622 | 18 | 3  | 26 | 3   | .358 | 2  | 2  | 4-4   | 9  | .937 |
| TOTAL | .323 | 168-165 | 669 | 121 | 216 | 44 | 1  | 35 | 160 | 367 | .549 | 53 | 11 | 81 | 20  | .377 | 9  | 3  | 17-25 | 27 | .974 |

# VIRGINIA BASEBALL HALL OF FAME

## STEVE BRYANT

**1968-70**  
Outfield  
Induction Year: 2021



- Earned First Team All-ACC honors in 1970 after garnering Second Team honors in 1969
- Career batting average of .341, the highest ever upon graduating from UVA and currently ranks as the 10th-highest average in UVA history.
- First Cavalier to lead the ACC in batting average in 1970 (.383), only six have done it since 1964
- Led UVA in hits for three-straight seasons (1968-70), runs scored in 1968 & 1970 and home runs in 1969.

• Recipient of ACC Award of Excellence in athletics and academics

| Year  | Avg. | G-GS | AB  | R  | H   | 2B | 3B | HR | RBI | TB  | SLG% | BB | HP | K  | GDP | OB%  | SF | SH | SB-A  | E | FLD% |
|-------|------|------|-----|----|-----|----|----|----|-----|-----|------|----|----|----|-----|------|----|----|-------|---|------|
| 1968  | .324 | 30-0 | 105 | 17 | 34  | 2  | 1  | 0  | 6   | 38  | .362 | 8  | 2  | 13 | 0   | .383 | 0  | 1  | 2-2   | 4 | .950 |
| 1969  | .319 | 33-0 | 116 | 17 | 37  | 5  | 6  | 2  | 16  | 60  | .517 | 13 | 1  | 8  | 0   | .392 | 0  | 0  | 4-4   | 1 | .986 |
| 1970  | .383 | 33-0 | 107 | 24 | 41  | 7  | 2  | 3  | 28  | 61  | .570 | 20 | 2  | 9  | 0   | .488 | 0  | 3  | 8-8   | 1 | .983 |
| TOTAL | .341 | 96-0 | 328 | 58 | 112 | 14 | 9  | 5  | 50  | 159 | .485 | 41 | 5  | 30 | 0   | .422 | 0  | 4  | 14-14 | 6 | .971 |

## BRIAN BUCHANAN

**1992-94**  
First Baseman/Outfield  
Induction Year: 2018



- 1994 First Team All-American by Baseball America
- 1994 Second Team All-American by Collegiate Baseball
- 1994 First Team All-ACC outfielder
- Named to the ACC's 50th Anniversary Team in 2002
- Established single season school records in home runs (22), RBIs (66), total bases (165), and slugging pct. (.838) in junior campaign

- His .838 slugging percentage in 1994 was the highest in the ACC
- Led the team in hits, home runs and RBIs in 1993 & 1994
- Selected in the first round (24th overall) in the 1994 MLB Draft by the New York Yankees
- The first UVA player to go in the first round
- Made Major League debut with the Minnesota Twins on May 19, 2000
- Played five years in MLB with the Twins, Padres and Mets

| Year  | Avg. | G-GS    | AB  | R   | H   | 2B | 3B | HR | RBI | TB  | SLG% | BB | HP | K   | GDP | OB%  | SF | SH | SB-A  | E  | FLD% |
|-------|------|---------|-----|-----|-----|----|----|----|-----|-----|------|----|----|-----|-----|------|----|----|-------|----|------|
| 1992  | .287 | 47-45   | 164 | 25  | 47  | 10 | 4  | 2  | 17  | 71  | .433 | 12 | 2  | 51  | 0   | .343 | 0  | 0  | 9-11  | 4  | .991 |
| 1993  | .322 | 51-51   | 202 | 37  | 65  | 14 | 6  | 6  | 37  | 109 | .540 | 14 | 8  | 47  | 3   | .383 | 3  | 0  | 12-19 | 10 | .981 |
| 1994  | .396 | 54-54   | 197 | 57  | 78  | 15 | 3  | 22 | 66  | 165 | .838 | 21 | 6  | 33  | 3   | .465 | 2  | 1  | 11-15 | 4  | .981 |
| TOTAL | .337 | 152-150 | 563 | 119 | 190 | 39 | 13 | 30 | 120 | 345 | .613 | 47 | 16 | 131 | 6   | .401 | 5  | 1  | 32-45 | 18 | .985 |

## TIM BURCHAM

**1983-85**  
Pitcher  
Induction Year: 2019



- UVA's First All-American, a second team selection in 1985
- Set the UVA postseason record for strikeouts in a game with 12 against Florida in the 1985 regional
- Selected in the sixth round (147th overall) by the Angels in the 1985 MLB Draft
- Upon graduation, held UVA's career records for strikeouts (272), wins (21) innings pitched (247) and complete games (11). Also held single-season

records for wins (11), innings pitched (117), strikeouts (146)

- His 20 complete games in three seasons are the most in program history
- Struck out 146 batters and went 11-2 with a 1.77 ERA in 117 innings pitched on 1985 ACC Championship Team
- His 146 strikeouts in 1985 were the most in a single season for 25 years until surpassed in 2011
- Spent nine seasons in minor league baseball accumulating a record of 72-59 with a 4.55 ERA

| Year     | ERA  | W-L  | G-GS  | CG | SHO/CBO | SV | IP    | H   | R   | ER | BB  | K   | BAA  | WP | HBP | BK |
|----------|------|------|-------|----|---------|----|-------|-----|-----|----|-----|-----|------|----|-----|----|
| 1983     | 7.82 | 3-3  | 12-7  | 1  | 0/0     | 0  | 48.1  | 61  | 53  | 42 | 44  | 39  | .313 | 3  | 3   | 0  |
| 1984     | 2.53 | 7-3  | 11-11 | 8  | 0/0     | 0  | 81.2  | 54  | 28  | 23 | 35  | 87  | .181 | 3  | 5   | 0  |
| 1985     | 1.77 | 11-2 | 15-13 | 11 | 2/0     | 0  | 117.0 | 88  | 39  | 23 | 52  | 146 | .202 | 9  | 3   | 1  |
| TOTAL... | 3.21 | 21-8 | 23-18 | 20 | 2/0     | 0  | 247.0 | 203 | 120 | 88 | 131 | 272 | .219 | 15 | 11  | 1  |

## TYLER CANNON

**2007-10**  
Shortstop  
Induction Year: 2020



- 2009 First Team All-ACC
- 2010 Second Team All-ACC
- Program's all-time leader in games played (244), at bats (910) and doubles (62)
- Ranks second all-time in career hits (276), third all-time in runs (185) and triples (12), fifth in total bases (380), eighth in stolen bases (49)
- Holds single game record for runs in a game (5 at Wake Forest on March 6, 2009)
- Named to the 2009 All-College World Series

Team after going 6-for-10 with a .733 on base percentage

- Drafted in in the 41st round of the 2009 MLB Draft (1,225 overall) by the Pittsburgh Pirates but returned to school
- Drafted in the 12th round (360th overall) in the 2010 MLB Draft by the Cleveland Indians
- Student Assistant Coach on the 2014 College World Series Team

| Year  | Avg. | G-GS    | AB  | R   | H   | 2B | 3B | HR | RBI | TB  | SLG% | BB  | HP | K   | GDP | OB%  | SF | SH | SB-A  | E  | FLD% |
|-------|------|---------|-----|-----|-----|----|----|----|-----|-----|------|-----|----|-----|-----|------|----|----|-------|----|------|
| 2007  | .279 | 60-56   | 226 | 42  | 63  | 10 | 2  | 1  | 32  | 80  | .354 | 20  | 7  | 46  | 7   | .350 | 4  | 7  | 8-12  | 15 | .938 |
| 2008  | .252 | 61-61   | 226 | 41  | 57  | 14 | 2  | 1  | 32  | 78  | .345 | 23  | 4  | 45  | 4   | .324 | 6  | 9  | 14-17 | 6  | .970 |
| 2009  | .351 | 64-62   | 231 | 53  | 81  | 19 | 5  | 1  | 38  | 113 | .489 | 35  | 8  | 41  | 3   | .444 | 5  | 1  | 17-19 | 17 | .932 |
| 2010  | .330 | 59-59   | 227 | 49  | 75  | 19 | 3  | 3  | 38  | 109 | .480 | 29  | 2  | 41  | 5   | .408 | 2  | 4  | 10-15 | 7  | .966 |
| TOTAL | .303 | 244-238 | 910 | 185 | 276 | 62 | 12 | 6  | 140 | 380 | .418 | 107 | 21 | 173 | 19  | .383 | 17 | 21 | 49-63 | 45 | .950 |



# VIRGINIA BASEBALL HALL OF FAME

## ERNIE CLEMENT

**2015-17**  
Infield  
Induction Year: 2023



- Member of the 2015 National Championship Team.
- Earned Third Team All-ACC honors as a second baseman in 2016 and a shortstop in 2017.
- Sent UVA to the College World Series with a walk-off, two-run single in the 2015 Super Regionals against Maryland.
- Recorded the go-ahead hit in three of UVA's 10 NCAA Tournament wins in 2015.
- One of five Cavaliers named to the 2015 College World Series All-Tournament Team.

- Collected 92 hits during the 2016 season, third-most in the ACC and third-most in a single season by a UVA hitter.
- Batted .351 as a sophomore and scored 62 runs, the third most in the ACC and fifth most ever by a Cavalier.
- Struck out 31 times in 745 career at bats and was statistically the toughest batter to strikeout in the nation as a junior in 2017.
- Drafted in the fourth round (132nd overall) by the Cleveland Indians in the 2017 MLB Draft. Made his MLB debut with the Indians on June 13, 2021.

| Year  | Avg. | G-GS    | AB  | R   | H   | 2B | 3B | HR | RBI | TB  | SLG% | BB | HP | K  | GDP | OB%  | SF | SH | SB-A  | E  | FLD% |
|-------|------|---------|-----|-----|-----|----|----|----|-----|-----|------|----|----|----|-----|------|----|----|-------|----|------|
| 2015  | .245 | 62-61   | 229 | 25  | 56  | 6  | 3  | 1  | 22  | 71  | .310 | 9  | 11 | 12 | 1   | .303 | 2  | 9  | 3-11  | 5  | .979 |
| 2016  | .351 | 60-60   | 262 | 62  | 92  | 13 | 4  | 1  | 30  | 116 | .443 | 13 | 3  | 12 | 1   | .383 | 4  | 14 | 6-10  | 6  | .976 |
| 2017  | .315 | 58-58   | 254 | 56  | 80  | 5  | 1  | 2  | 34  | 93  | .366 | 13 | 3  | 7  | 5   | .345 | 8  | 7  | 14-16 | 16 | .939 |
| TOTAL | .306 | 180-179 | 745 | 143 | 228 | 24 | 8  | 4  | 86  | 280 | .376 | 35 | 17 | 31 | 7   | .345 | 14 | 30 | 23-37 | 27 | .964 |

## KYLE CROCKETT

**2011-13**  
Pitcher  
Induction Year: 2023



- 2013 NCBWA Third Team All-American.
- First Team All-ACC as a reliever in 2013.
- Named the Most Outstanding Player of the 2013 Charlottesville Regional after saving two of the three Cavalier wins.
- Ranked fifth in appearances (88) and 10th saves (12) in program history.
- Member of the 2011 College World Series team
- His 12 saves in 2013 were the fifth most ever by a Cavalier.

- Finished his career with a 1.98 ERA, second lowest in UVA history and was 12-3 (.800) over the course of his career.
- Drafted in the fourth round (111th overall) by the Cleveland Indians in the 2013 MLB Draft.
- First player from the 2013 MLB Draft class to reach the big leagues.

| Year  | ERA  | W-L  | G-GS | CG | SHO/CBO | SV | IP    | H   | R  | ER | BB | K   | BAA  | WP | HBP | BK |
|-------|------|------|------|----|---------|----|-------|-----|----|----|----|-----|------|----|-----|----|
| 2011  | 1.97 | 3-0  | 27-1 | 0  | 0/3     | 0  | 32.0  | 27  | 9  | 7  | 9  | 32  | .233 | 0  | 2   | 0  |
| 2012  | 2.25 | 5-2  | 32-2 | 0  | 0/2     | 0  | 60.0  | 44  | 22 | 15 | 12 | 57  | .204 | 2  | 8   | 0  |
| 2013  | 1.70 | 4-1  | 29-0 | 0  | 0/4     | 12 | 58.1  | 42  | 13 | 11 | 7  | 71  | .199 | 3  | 3   | 0  |
| TOTAL | 1.98 | 12-3 | 88-3 | 0  | 0/9     | 12 | 150.1 | 113 | 44 | 33 | 28 | 160 | .208 | 5  | 13  | 0  |

## MIKE CUBBAGE

**1969-71**  
Shortstop  
Induction Year: 2018



- 1970 Second Team All-ACC
- 1971 First Team All-ACC
- Team's leader in RBIs in 1969 & 1970
- Led team in home runs and hits in 1970 and 1971 respectively
- Selected in the First Round (25th overall) of the 1971 MLB Draft by the Washington Senators
- Was highest UVA draft pick for 23 years
- First player to be awarded a baseball scholarship
- Eight-year MLB career with Rangers, Twins and


Mets

- After retirement, spent 30+ years in professional baseball as a manager, coach and scout

| Year  | Avg. | G-GS | AB  | R  | H  | 2B | 3B | HR | RBI | TB  | SLG% | BB | HP | K  | GDP | OB%  | SF | SH | SB-A  | E  | FLD% |
|-------|------|------|-----|----|----|----|----|----|-----|-----|------|----|----|----|-----|------|----|----|-------|----|------|
| 1969  | .230 | 33-0 | 113 | 14 | 26 | 3  | 2  | 2  | 21  | 39  | .345 | 17 | 2  | 22 | 0   | .341 | 0  | 3  | 6     | 6  | .953 |
| 1970  | .339 | 33-0 | 115 | 24 | 39 | 8  | 0  | 6  | 29  | 65  | .565 | 11 | 2  | 11 | 0   | .406 | 0  | 4  | 8     | 12 | .915 |
| 1971  | .294 | 29-0 | 109 | 25 | 32 | 7  | 3  | 2  | 27  | 51  | .468 | 22 | 0  | 15 | 0   | .403 | 3  | 0  | 4-5   | 11 | .934 |
| TOTAL | .288 | 95-0 | 337 | 63 | 97 | 18 | 5  | 10 | 77  | 155 | .460 | 50 | 4  | 48 | 0   | .383 | 3  | 7  | 18-19 | 29 | .933 |

## SEAN DOOLITTLE

**2005-07**  
Pitcher/First Baseman  
Induction Year: 2018



- Three-time All-American
- 2006 ABCA, Baseball America, NCBWA, Collegiate Baseball and College Baseball Insider Second Team All-American
- 2007 Collegiate Baseball Third Team All-American
- 2007 Rivals.com Second Team All-American
- 2005 Baseball America and Collegiate Baseball Freshman All-American
- 2006 ACC Player of the Year
- Three-time All-ACC selection as a utility player

- 2006 & 2007 First Team All-ACC
- 2005 Second Team All-ACC
- 2005 All-ACC Tournament team
- 2006 NCAA Regional All-Tournament team
- Member of 2005 & 2006 USA Baseball FISU World Championship teams
- Left UVA as the career leader in RBIs (167) and wins (22)
- Established the single season school record in walks with 54 in 2006
- Selected 41st overall by the Oakland Athletics in 2007 MLB Draft
- Made major league debut on June 5, 2012
- First UVA pitcher to appear in the MLB All-Star Game (2014)
- Member of the 2019 Washington National World Series Championship team

### HITTING


| Year  | Avg. | G-GS    | AB  | R   | H   | 2B | 3B | HR | RBI | TB  | SLG% | BB  | HP | K  | GDP | OB%  | SF | SH | SB-A  | E  | FLD% |
|-------|------|---------|-----|-----|-----|----|----|----|-----|-----|------|-----|----|----|-----|------|----|----|-------|----|------|
| 2005  | .313 | 60-59   | 224 | 36  | 70  | 12 | 1  | 11 | 57  | 117 | .522 | 25  | 5  | 28 | 5   | .391 | 2  | 0  | 7-11  | 5  | .988 |
| 2006  | .324 | 62-62   | 216 | 49  | 70  | 15 | 1  | 4  | 57  | 99  | .458 | 54  | 5  | 28 | 13  | .454 | 9  | 9  | 2-5   | 8  | .981 |
| 2007  | .301 | 59-59   | 226 | 41  | 68  | 14 | 1  | 7  | 53  | 105 | .465 | 46  | 4  | 21 | 5   | .420 | 5  | 3  | 5-9   | 3  | .993 |
| TOTAL | .312 | 181-180 | 666 | 126 | 208 | 41 | 3  | 22 | 167 | 321 | .482 | 125 | 14 | 77 | 23  | .423 | 16 | 12 | 14-25 | 16 | .987 |

### PITCHING

| Year  | ERA  | W-L  | G-GS  | CG | SHO/CBO | SV | IP    | H   | R  | ER | BB | K   | BAA  | WP | HBP | BK |
|-------|------|------|-------|----|---------|----|-------|-----|----|----|----|-----|------|----|-----|----|
| 2005  | 1.64 | 3-2  | 22-1  | 0  | 0/2     | 2  | 49.1  | 31  | 10 | 9  | 16 | 66  | .186 | 0  | 0   | 0  |
| 2006  | 2.38 | 11-2 | 18-15 | 0  | 0/1     | 1  | 90.2  | 64  | 29 | 24 | 21 | 108 | .193 | 2  | 4   | 1  |
| 2007  | 2.40 | 8-3  | 16-14 | 0  | 0/3     | 0  | 82.1  | 76  | 28 | 22 | 21 | 69  | .250 | 4  | 5   | 0  |
| TOTAL | 2.23 | 22-7 | 56-30 | 0  | 0/6     | 3  | 222.1 | 171 | 67 | 55 | 58 | 243 | .213 | 6  | 9   | 1  |

## RYAN GILLELAND

**1995-98**  
Second Base  
Induction Year: 2020



- Graduated as the program's all-time leader in games played (221), at bats (865) and RBI (166)
- Fifth all-time in career hits with 262 (graduated with the third most)
- Hit 27 career home runs, fifth-most at time of upon graduation
- One of three Cavaliers ever to accumulate 400 career total bases
- A Second Team All-ECAC selection at second base in 1997

- Set the school record for doubles in a season with 19 in 1997
- Member of the 1996 ACC Championship team
- 1995 Collegiate Baseball Newspaper Honorable Mention Freshman All-American

| Year  | Avg. | G-GS    | AB  | R   | H   | 2B | 3B | HR | RBI | TB  | SLG% | BB | HP | K  | GDP | OB%  | SF | SH | SB-A  | E  | FLD% |
|-------|------|---------|-----|-----|-----|----|----|----|-----|-----|------|----|----|----|-----|------|----|----|-------|----|------|
| 1995  | .297 | 53-53   | 192 | 25  | 57  | 9  | 0  | 2  | 28  | 72  | .375 | 14 | 2  | 19 | 7   | .343 | 5  | 0  | 10-13 | 11 | .943 |
| 1996  | .283 | 60-60   | 230 | 38  | 65  | 10 | 2  | 8  | 43  | 103 | .448 | 13 | 0  | 19 | 5   | .311 | 8  | 0  | 10-14 | 6  | .980 |
| 1997  | .335 | 53-53   | 218 | 44  | 73  | 19 | 2  | 8  | 52  | 120 | .550 | 10 | 3  | 21 | 9   | .363 | 6  | 0  | 9-11  | 8  | .979 |
| 1998  | .298 | 55-55   | 225 | 40  | 67  | 11 | 0  | 9  | 43  | 105 | .467 | 12 | 2  | 18 | 4   | .335 | 3  | 0  | 4-5   | 12 | .964 |
| TOTAL | .303 | 221-221 | 865 | 147 | 262 | 49 | 4  | 27 | 166 | 400 | .462 | 49 | 7  | 77 | 25  | .337 | 22 | 0  | 33-43 | 37 | .969 |

# VIRGINIA BASEBALL HALL OF FAME

## SETH GREISINGER

**1994-96**

Pitcher

Induction Year: 2018



- 1996 ABCA, Baseball America and Collegiate Baseball First Team All-American
- 1996 Second Team All-ACC selection
- Led the nation with 1.76 ERA in 1996
- 1996 ACC Tournament MVP
- Named ACC 50th Anniversary Team in 2002
- Established single-season school records for wins (12) and innings pitched (123) in 1996
- Left UVA as the program's career leader in wins (21) innings pitched (282.1), and strikeouts (290)

- Led the Cavaliers in innings pitched, wins and strikeouts in 1995 and 1996
- Struck out 16 batters over eight innings in a shutout victory against North Carolina on March 23, 1996
- Bronze medalist on the 1996 Olympic team
- Drafted in the first round (6th overall) by the Detroit Tigers in the 1996
- Was UVA's highest draft pick at the time
- MLB career spanned eight seasons with Tigers, Twins and Braves

| Year  | ERA  | W-L   | G-GS  | CG | SHO/CBO | SV | IP    | H   | R   | ER  | BB | K   | BAA  | WP | HBP | BK |
|-------|------|-------|-------|----|---------|----|-------|-----|-----|-----|----|-----|------|----|-----|----|
| 1994  | 4.82 | 3-5   | 11-11 | 1  | 0/0     | 0  | 61.2  | 66  | 40  | 33  | 22 | 54  | .268 | 8  | 8   | 2  |
| 1995  | 4.70 | 6-7   | 14-13 | 7  | 0/0     | 0  | 97.2  | 110 | 66  | 51  | 34 | 94  | .277 | 9  | 10  | 0  |
| 1996  | 1.76 | 12-2  | 16-16 | 6  | 2/2     | 0  | 123.0 | 78  | 30  | 24  | 36 | 141 | .179 | 10 | 5   | 1  |
| TOTAL | 3.44 | 21-14 | 41-40 | 14 | 2/2     | 0  | 282.1 | 254 | 136 | 108 | 92 | 289 | .235 | 27 | 23  | 3  |

## PHIL GOSSELIN

**2008-10**

Second Baseman/Outfield

Induction Year: 2019



- 2010 Collegiate Baseball and NCBWA Third Team All-American
- 2009 Irvine Regional All-Tournament Team; 2010 Charlottesville Regional All-Tournament Team
- 2009 ACC All-Academic Team honoree
- Two-Time First Team All-ACC selection (2009 & 2010)
- Member of UVA's first College World Series team as a sophomore in 2009
- Set the program's single season hits record and

led the ACC with 100 in 2010. Had 50 hits in first 33 games in the record-breaking season

- In 2010 he batted .382 with team-highs in runs (67), hits (100), doubles (22), home runs (11) and total bases (163).
- Established the program's single-game record for walks with five against James Madison on March 17, 2010
- Selected in the 5th round (164th overall) of the 2010 MLB Draft by the Atlanta Braves: made MLB debut in 2013 with Braves

| Year  | Avg. | G-GS    | AB  | R   | H   | 2B | 3B | HR | RBI | TB  | SLG% | BB | HP | K   | GDP | OB%  | SF | SH | SB-A  | E | FLD%  |
|-------|------|---------|-----|-----|-----|----|----|----|-----|-----|------|----|----|-----|-----|------|----|----|-------|---|-------|
| 2008  | .305 | 40-38   | 141 | 21  | 43  | 10 | 1  | 2  | 20  | 61  | .433 | 14 | 6  | 31  | 2   | .391 | 0  | 1  | 6-8   | 7 | .854  |
| 2009  | .310 | 65-65   | 255 | 54  | 79  | 18 | 3  | 6  | 64  | 121 | .475 | 37 | 6  | 43  | 3   | .400 | 7  | 3  | 24-27 | 2 | .988  |
| 2010  | .382 | 64-64   | 262 | 67  | 100 | 22 | 4  | 11 | 61  | 163 | .622 | 39 | 4  | 45  | 3   | .460 | 6  | 2  | 18-22 | 0 | 1.000 |
| TOTAL | .337 | 169-167 | 658 | 142 | 222 | 50 | 8  | 19 | 145 | 345 | .524 | 90 | 16 | 119 | 8   | .422 | 13 | 6  | 48-57 | 9 | .977  |

## BRANDON GUYER

**2005-07**

Outfield

Induction Year: 2019



- 2007 First Team All-ACC
- His .370 batting average in 2007 was the ninth highest in the ACC
- Set school career record for doubles (53)
- Had nine RBI vs. Niagara on March 13, 2007, second highest single-game total in program history
- Put together a 26-game hit streak during the 2007 season
- 2006 Charlottesville Regional All-Tournament Team

Team

- Drafted in the fifth round (157th overall) by the Chicago Cubs in the 2007 MLB Draft

- 2007 First Team All-ACC
- His .370 batting average in 2007 was the ninth highest in the ACC
- Set school career record for doubles (53)
- Had nine RBI vs. Niagara on March 13, 2007, second highest single-game total in program history
- Put together a 26-game hit streak during the 2007 season
- 2006 Charlottesville Regional All-Tournament Team
- Made his MLB debut with the Tampa Bay Rays on May 6, 2011
- Played in the 2016 World Series with the Cleveland Indians

| Year  | Avg. | G-GS    | AB  | R   | H   | 2B | 3B | HR | RBI | TB  | SLG% | BB | HP | K  | GDP | OB%  | SF | SH | SB-A  | E | FLD% |
|-------|------|---------|-----|-----|-----|----|----|----|-----|-----|------|----|----|----|-----|------|----|----|-------|---|------|
| 2005  | .282 | 55-55   | 202 | 42  | 57  | 15 | 2  | 4  | 30  | 88  | .436 | 8  | 11 | 35 | 5   | .339 | 3  | 0  | 10-13 | 4 | .951 |
| 2006  | .336 | 59-59   | 238 | 53  | 80  | 19 | 4  | 7  | 57  | 128 | .538 | 13 | 7  | 30 | 1   | .383 | 3  | 4  | 17-21 | 2 | .973 |
| 2007  | .370 | 58-57   | 227 | 51  | 84  | 19 | 0  | 8  | 50  | 127 | .559 | 19 | 10 | 27 | 3   | .440 | 1  | 3  | 18-19 | 1 | .991 |
| TOTAL | .331 | 172-171 | 667 | 146 | 221 | 53 | 6  | 19 | 137 | 343 | .514 | 40 | 28 | 92 | 9   | .389 | 7  | 7  | 45-53 | 7 | .973 |

## ADAM HASELEY

**2015-17**

Outfield/Pitcher

Induction Year: 2023



- Fifth UVA player ever to earn All-America honors in at least two seasons (2016 & 2017).
- Third player in program history to be a finalist for the Golden Spikes Award.
- Finalist for the 2017 John Olerud Two-Way Player of the Year Award.
- Part of the 2015 National Championship Team, starting all 68 games as a true freshman including five on the mound.
- Named to 2015 Lake Elsinore and 2016 Charlottesville Regional All-Tournament Teams.

- Became only the second player in CWS history and first since 1958 to start on the mound and lead off. Pitched five innings in a combined shutout over Vanderbilt in the contest.
- Scored the winning run of game three of the College World Series Final after reaching base four times.
- First Team All-ACC honors in 2017 as an outfielder and was included on 2015 ACC All-Freshman Team.
- Scored 185 career runs as a Cavalier, the third most in program history.
- Finished his UVA career ranked in the top-10 in UVA history in runs, triples, walks, total bases and at bats.
- Batted .390 with 14 home runs and 56 RBI, leading the ACC in batting average and on-base percentage.
- Reached base safely in 57 and 58 games in 2017, including 40-straight to end the season.
- Went 18-5 with a 2.51 ERA in 172 career innings on the mound.
- Led the staff and was second in the ACC with a 1.73 ERA and opponent batting average (.194) as a sophomore in 2016. Also collected nine wins, eighth most in the conference.
- Selected in the first round (eighth overall) by the Philadelphia Phillies in the 2017 MLB Draft and made his debut with the club on June 4, 2019.

### HITTING

| Year  | Avg. | G-GS    | AB  | R   | H   | 2B | 3B | HR | RBI | TB  | SLG% | BB  | HP | K   | GDP | OB%  | SF | SH | SB-A  | E | FLD% |
|-------|------|---------|-----|-----|-----|----|----|----|-----|-----|------|-----|----|-----|-----|------|----|----|-------|---|------|
| 2015  | .250 | 68-68   | 276 | 56  | 69  | 11 | 3  | 1  | 19  | 89  | .322 | 39  | 7  | 53  | 6   | .355 | 2  | 5  | 5-6   | 4 | .967 |
| 2016  | .304 | 60-60   | 247 | 61  | 75  | 19 | 6  | 6  | 37  | 124 | .502 | 28  | 3  | 29  | 2   | .377 | 3  | 4  | 3-4   | 3 | .976 |
| 2017  | .390 | 58-58   | 223 | 68  | 87  | 16 | 1  | 14 | 56  | 147 | .659 | 44  | 1  | 21  | 5   | .491 | 1  | 1  | 10-14 | 2 | .984 |
| TOTAL | .310 | 186-186 | 746 | 185 | 231 | 46 | 10 | 21 | 112 | 360 | .483 | 111 | 11 | 103 | 13  | .404 | 6  | 10 | 18-24 | 9 | .976 |

### PITCHING

| Year     | ERA  | W-L  | G-GS  | CG | SHO/CBO | SV  | IP   | H     | R   | ER | BB | K  | BAA  | WP | HBP | BK |
|----------|------|------|-------|----|---------|-----|------|-------|-----|----|----|----|------|----|-----|----|
| 2015     | 2.20 | 2-1  | 11-5  | 0  | 0/1     | 1   | 28.2 | 28    | 8   | 7  | 11 | 17 | .262 | 1  | 0   | 0  |
| 2016     | 1.73 | 9-3  | 13-13 | 1  | 0/0     | 0   | 78.0 | 54    | 25  | 15 | 21 | 48 | .194 | 2  | 3   | 0  |
| 2017     | 3.58 | 7-1  | 11-11 | 0  | 0/0     | 0   | 65.1 | 58    | 30  | 26 | 18 | 53 | .240 | 1  | 6   | 0  |
| TOTAL... | 2.51 | 18-5 | 35    | 29 | 1       | 0/1 | 1    | 172.0 | 140 | 63 | 48 | 50 | .118 | 24 | 1   | 20 |
| 705      | .223 | 4    | 9     | 0  | 6       | 12  |      |       |     |    |    |    |      |    |     |    |



# VIRGINIA BASEBALL HALL OF FAME

## JOE HICKS

**1951-53**  
Outfield  
Induction Year: 2023



- Member of UVA's 1951 and 1953 Virginia Big Six Championship teams.
- UVA's 1951 team was invited to play in the NCAA Tournament.
- Led the Cavaliers in batting with a .385 average in 1951 and also earned two wins on the mound in 27.2 innings pitched.
- Played five seasons in the MLB with Chicago White Sox (1959-60), Washington Senators (1961-62) and New York Mets (1963).

- Professional baseball career spanned 11 seasons and was put on pause in 1956 and 1957 for military service in Germany.
- Became the 15th Cavalier to reach the big leagues, debuting with the Chicago White Sox on September 18, 1959.
- Hit his first major league home run off of future Hall of Famer Jim Bunning at Griffith Stadium in 1961.

| Year  | Avg. | G  | AB  | R  | H  | 2B | 3B | HR | RBI | TB | SLG% | BB | HP | K  | GDP | OB% | SF | SH | SB | E  | FLD% |    |
|-------|------|----|-----|----|----|----|----|----|-----|----|------|----|----|----|-----|-----|----|----|----|----|------|----|
| 1951  | .382 | -- | 34  | 7  | 13 | 2  | 2  | 1  | 10  | 22 | .647 | -- | -- | -- | --  | --  | -- | -- | -- | -- | --   | -- |
| 1952  | .171 | -- | 82  | 8  | 14 | 2  | 1  | 1  | 8   | 21 | .256 | 2  | -- | 5  | --  | --  | -- | 1  | 1  | -- | --   | -- |
| 1953  | .321 | 20 | 78  | 18 | 25 | 3  | 1  | 2  | 17  | 30 | .462 | -- | -- | -- | --  | --  | -- | -- | -- | -- | --   | -- |
| TOTAL |      |    | 194 | 33 | 42 | 7  | 4  | 4  | 35  | 73 | .356 | -- | -- | -- | --  | --  | -- | -- | -- | -- | --   | -- |

### PITCHING

| Year  | ERA  | W-L | G-GS | CG | SHO/CBO | SV | IP   | H  | R  | ER | BB | K  | BAA | WP | HBP | BK |
|-------|------|-----|------|----|---------|----|------|----|----|----|----|----|-----|----|-----|----|
| 1951  | 7.24 | --  | --   | -- | --      | -- | 27.1 | 36 | 22 | 22 | 9  | 10 | --  | -- | --  | -- |
| 1952  | 2.35 | 0-1 | 2-2  | 0  | --      | 0  | 7.2  | 9  | 6  | 2  | 5  | 3  | --  | -- | --  | -- |
| 1953  | --   | 0-1 | 1-1  | -- | --      | -- | 3.2  | 5  | -- | -- | 4  | 0  | --  | -- | --  | -- |
| TOTAL |      |     |      |    |         |    |      |    |    |    |    |    |     |    |     |    |

## JOHN HICKS

**2009-11**  
Catcher/First Baseman  
Induction Year: 2019



- 2011 ABCA and Collegiate Baseball Third Team All-American
- First Virginia catcher to earn All-America honors
- 2011 First Team All-ACC
- Semifinalist for the 2011 Johnny Bench Award
- Played on 2009 & 2011 College World Series teams
- Third all-time in career doubles (54), seventh all-time in career at bats (775), ninth all-time in runs scored and hits (245), tied for 6th all-time in total bases (379)

- His 92 hits in 2011 led the ACC and are tied for the third most in a single season in UVA history
- Holds the program's postseason record for runs in the game (4 vs. VCU in 2010 regional)
- Drafted in the fourth round (123rd overall) by the Seattle Mariners in the 2011 MLB Draft
- Made his MLB debut on August 29, 2015 with the Mariners

| Year  | Avg. | G-GS    | AB  | R   | H   | 2B | 3B | HR | RBI | TB  | SLG% | BB | HP | K  | GDP | OB%  | SF | SH | SB-A  | E  | FLD% |
|-------|------|---------|-----|-----|-----|----|----|----|-----|-----|------|----|----|----|-----|------|----|----|-------|----|------|
| 2009  | .307 | 64-59   | 254 | 51  | 78  | 13 | 3  | 8  | 39  | 121 | .476 | 10 | 5  | 40 | 3   | .339 | 5  | 1  | 6-11  | 6  | .985 |
| 2010  | .307 | 63-63   | 244 | 59  | 75  | 20 | 0  | 8  | 48  | 119 | .488 | 16 | 6  | 29 | 5   | .361 | 3  | 2  | 9-10  | 8  | .985 |
| 2011  | .332 | 68-68   | 277 | 52  | 92  | 21 | 1  | 8  | 59  | 139 | .502 | 18 | 5  | 19 | 9   | .373 | 8  | 0  | 5-9   | 6  | .991 |
| TOTAL | .316 | 195-190 | 775 | 162 | 245 | 54 | 4  | 24 | 146 | 379 | .489 | 44 | 16 | 88 | 17  | .358 | 16 | 3  | 20-30 | 20 | .987 |

## NICK HOWARD

**2012-14**  
Pitcher/Utility  
Induction Year: 2020



- 2014 ABCA and Perfect Game Second Team All-American (RP)
- 2014 Collegiate Baseball Third Team All-American
- Two-time First Team All-ACC selections (2013 & 2014) as a utility player
- 2014 ACC All-Tournament Team and 2013 Charlottesville Regional All-Tournament Team
- Opponents batted .143 off him in the NCAA postseason, the lowest of any pitcher in program history

- Selected by the Cincinnati Reds in the first round (19th overall) in the 2014 MLB Draft
- Set ACC and UVA single season record for saves with 20 in 2014
- Ranks fourth all-time in school history with 20 career saves
- Member of the 2014 College World Series Team
- Went 5-for-5 with 3 RBI against Richmond on April 23, 2013 matching a school single-game record for hits

### HITTING

| Year  | Avg. | G-GS    | AB  | R  | H   | 2B | 3B | HR | RBI | TB  | SLG% | BB | HP | K  | GDP | OB%  | SF | SH | SB-A | E  | FLD% |
|-------|------|---------|-----|----|-----|----|----|----|-----|-----|------|----|----|----|-----|------|----|----|------|----|------|
| 2012  | .346 | 26-11   | 52  | 11 | 18  | 1  | 1  | 0  | 6   | 21  | .404 | 8  | 1  | 13 | 1   | .435 | 1  | 0  | 1-2  | 2  | .913 |
| 2013  | .323 | 50-50   | 198 | 37 | 64  | 12 | 2  | 3  | 38  | 89  | .449 | 8  | 1  | 31 | 3   | .344 | 5  | 4  | 2-3  | 17 | .887 |
| 2014  | .261 | 43-41   | 153 | 20 | 40  | 6  | 1  | 1  | 20  | 51  | .333 | 11 | 2  | 25 | 2   | .314 | 3  | 7  | 1-1  | 1  | .993 |
| TOTAL | .303 | 119-102 | 403 | 68 | 122 | 19 | 4  | 4  | 64  | 161 | .400 | 27 | 4  | 69 | 6   | .345 | 9  | 11 | 4-6  | 20 | .938 |

### PITCHING

| Year  | ERA  | W-L  | G-GS  | CG | SHO/CBO | SV | IP    | H    | R  | ER | BB | K   | BAA  | WP   | HBP | BK |   |
|-------|------|------|-------|----|---------|----|-------|------|----|----|----|-----|------|------|-----|----|---|
| 2012  | 2.81 | 3-0  | 19-0  | 0  | 0/0     | 0  | 0/0   | 41.2 | 34 | 15 | 13 | 12  | 37   | .222 | 3   | 2  | 0 |
| 2013  | 3.38 | 6-4  | 13-12 | 0  | 0/0     | 0  | 61.1  | 67   | 31 | 23 | 15 | 52  | .277 | 2    | 4   | 0  |   |
| 2014  | 1.91 | 2-2  | 31-0  | 0  | 0/3     | 20 | 37.2  | 23   | 9  | 8  | 14 | 60  | .177 | 4    | 0   | 0  |   |
| TOTAL | 2.82 | 11-6 | 63-12 | 0  | 0/3     | 20 | 140.2 | 124  | 55 | 44 | 41 | 149 | .236 | 9    | 6   | 0  |   |

## DANNY HULTZEN

**2009-11**  
Pitcher  
Induction Year: 2018



- Consensus First Team All-American in 2011
- Unanimous First Team Freshman All-American in 2009
- ACC's first two-time Pitcher of the Year (2010 & 2011)
- 2011 John Olerud Two-Way Player of the Year
- Became first Cavalier to earn ACC Freshman of the Year honors in 2009
- Three-time First Team All-ACC selection (2009-11)
- Finalist for the 2011 Golden Spikes Award

- 2011 Capital One First Team Academic All-American
- Three-time ACC All-Academic team honoree (2009-11)
- ACC All-Tournament Team (2009)
- 2011 NCAA Regional Most Outstanding Player
- 2009 NCAA Regional All-Tournament Team
- Led the ACC in strikeouts in 2010 and 2011
- Set the single season school record for wins (12) and strikeouts (165)
- Finished career as UVA's leader in career strikeouts (395) and wins (32)
- Member of two College World Series teams (2009 & 2011)
- Drafted in the first round (second overall) by the Seattle Mariners in the 2011 MLB Draft, UVA's highest draft pick and made his MLB debut on Sept. 8, 2019 with the Chicago Cubs

### HITTING

| Year  | Avg. | G-GS    | AB  | R  | H   | 2B | 3B | HR | RBI | TB  | SLG% | BB | HP | K  | GDP | OB%  | SF | SH | SB-A  | E | FLD%  |
|-------|------|---------|-----|----|-----|----|----|----|-----|-----|------|----|----|----|-----|------|----|----|-------|---|-------|
| 2009  | .327 | 56-54   | 199 | 40 | 65  | 8  | 1  | 3  | 37  | 84  | .422 | 29 | 0  | 35 | 4   | .410 | 1  | 3  | 9-9   | 2 | .993  |
| 2010  | .281 | 25-15   | 57  | 16 | 16  | 9  | 0  | 0  | 10  | 25  | .439 | 10 | 0  | 9  | 3   | .388 | 0  | 1  | 3-3   | 2 | .972  |
| 2011  | .309 | 43-39   | 136 | 18 | 42  | 11 | 2  | 1  | 35  | 60  | .441 | 18 | 3  | 12 | 0   | .396 | 2  | 6  | 6-7   | 0 | 1.000 |
| TOTAL | .314 | 124-108 | 392 | 74 | 123 | 28 | 3  | 4  | 82  | 169 | .431 | 57 | 3  | 56 | 7   | .402 | 3  | 10 | 18-19 | 4 | .990  |

### PITCHING

| Year  | ERA  | W-L  | G-GS  | CG | SHO/CBO | SV | IP    | H   | R  | ER | BB | K   | BAA  | WP | HBP | BK |
|-------|------|------|-------|----|---------|----|-------|-----|----|----|----|-----|------|----|-----|----|
| 2009  | 2.17 | 9-1  | 17-16 | 0  | 0/2     | 0  | 95.1  | 88  | 33 | 23 | 28 | 107 | .250 | 2  | 8   | 0  |
| 2010  | 2.78 | 11-1 | 16-16 | 1  | 0/2     | 0  | 106.2 | 75  | 37 | 33 | 24 | 123 | .193 | 6  | 5   | 0  |
| 2011  | 1.37 | 12-3 | 18-18 | 0  | 0/5     | 0  | 118.0 | 76  | 26 | 18 | 23 | 165 | .184 | 5  | 9   | 1  |
| TOTAL | 2.08 | 32-5 | 51-50 | 1  | 0/9     | 0  | 320.0 | 239 | 96 | 74 | 75 | 395 | .207 | 13 | 22  | 1  |

# VIRGINIA BASEBALL HALL OF FAME

## CONNOR JONES

**2014-16**  
Pitcher  
Induction Year: 2022



- A consensus All-American in 2016. Named a First Team All-American by the ABCA, NCBWA and Perfect Game. Listed on the second team by Baseball America, Collegiate Baseball Newspaper and D1Baseball.
- Played on two College World Series teams (2014 & 2015) and was a frontline starter on UVA's National Championship team in 2015.
- Went 22-5 with a career ERA of 2.86 and 225 strikeouts.

• Garnered First Team All-ACC and First Team All-Atlantic Region honors in 2016.

• As a junior, went 11-1 with a 2.34 ERA and 72 strikeouts in 15 starts. His 11 wins are the second most in a single season by a UVA pitcher.

• Upon graduation, ranked in the top 10 in UVA history in career wins (22 – 4th), innings pitched (274 – 8th) and winning percentage (.815 – 9th)

• His sophomore season in 2015 went 7-3 in 18 starts and led the ACC in innings pitched with 115.2 (4th most in school history). Struck out a career-high 113 batters, the third most in the ACC and seventh most ever in a single season in program history.

• Selected in the second round (70th overall) by the St. Louis Cardinals in the 2016 MLB Draft

| Year  | ERA  | W-L  | G-GS  | CG | SHO/CBO | SV | IP    | H   | R   | ER | BB  | K   | BAA  | WP | HBP | BK |
|-------|------|------|-------|----|---------|----|-------|-----|-----|----|-----|-----|------|----|-----|----|
| 2014  | 3.13 | 4-1  | 25-1  | 0  | 0/1     | 1  | 54.2  | 42  | 19  | 19 | 23  | 40  | .225 | 2  | 2   | 1  |
| 2015  | 3.19 | 7-3  | 18-18 | 0  | 0/0     | 0  | 115.2 | 94  | 50  | 41 | 52  | 113 | .226 | 8  | 8   | 1  |
| 2016  | 2.34 | 11-1 | 15-15 | 3  | 1/2     | 0  | 103.2 | 85  | 37  | 27 | 38  | 72  | .225 | 9  | 5   | 2  |
| TOTAL | 2.86 | 22-5 | 58-34 | 3  | 1/3     | 1  | 274.0 | 221 | 106 | 87 | 113 | 225 | .225 | 19 | 15  | 4  |

## NATHAN KIRBY

**2013-15**  
Pitcher  
Induction Year: 2021



- Pitched in two College World Series and was a member of the 2015 National Championship Team
- Named a 2014 First-Team All-American by ABCA, Baseball America, Louisville Slugger; selected to NCBWA's Second-Team All-America squad
- 2014 ACC Co-Pitcher of the Year
- Semifinalist for the 2014 Golden Spikes Award
- Two-time First Team All-ACC selection

• Tossed the program's fifth no-hitter, striking out 18 batters in nine innings against Pittsburgh on

April 4, 2014. The 18 strikeouts were the second most ever in a single game by a Cavalier pitcher.

• Struck out the final batter of the game and was credited with his first career save in game three of the 2015 College World Series Final against Vanderbilt, clinching UVA's first National Championship

• Selected 40th overall (Competitive Balance Round A) by the Milwaukee Brewers in the 2015 MLB Draft

• Combined for a one-hitter (7.0 IP) against Ole Miss in the 2014 College World Series, the first in the CWS since 1983

| Year  | ERA  | W-L  | G-GS  | CG | SHO/CBO | SV | IP    | H   | R  | ER | BB | K   | BAA  | WP | HBP | BK |
|-------|------|------|-------|----|---------|----|-------|-----|----|----|----|-----|------|----|-----|----|
| 2013  | 6.06 | 4-1  | 24-2  | 0  | 0/1     | 0  | 32.2  | 43  | 26 | 22 | 13 | 37  | .316 | 4  | 3   | 0  |
| 2014  | 2.06 | 9-3  | 18-18 | 1  | 1/2     | 0  | 113.1 | 68  | 34 | 26 | 33 | 112 | .175 | 11 | 4   | 0  |
| 2015  | 2.53 | 5-3  | 12-11 | 0  | 0/0     | 1  | 64.0  | 55  | 21 | 18 | 32 | 81  | .236 | 5  | 1   | 0  |
| TOTAL | 2.83 | 18-7 | 54-31 | 1  | 1/3     | 1  | 210.0 | 166 | 81 | 66 | 78 | 230 | .219 | 20 | 8   | 0  |

## BRANDEN KLINE

**2010-12**  
Pitcher  
Induction Year: 2021



- 2011 ABCA, Collegiate Baseball & Perfect Game, NCBWA Second Team All-American
- 2011 First Team All-ACC as a reliever & 2012 Second All-ACC as a starter
- 2011 Charlottesville Regional All-Tournament Team
- Member of the 2011 USA Baseball Collegiate National Team
- Two-time ACC All-Academic Team selection (2010 & 2012)

• Tied the ACC and set the UVA single season saves record with 18 in 2011 (since been eclipsed)

• 21 career saves rank in the top 15 in ACC history and third most in UVA history

• Selected in the second round (65th overall) in the 2012 MLB Draft by the Baltimore Orioles

| Year  | ERA  | W-L  | G-GS  | CG | SHO/CBO | SV | IP    | H   | R  | ER | BB | K   | BAA  | WP | HBP | BK |
|-------|------|------|-------|----|---------|----|-------|-----|----|----|----|-----|------|----|-----|----|
| 2010  | 3.62 | 5-1  | 22-8  | 0  | 0/0     | 3  | 64.2  | 54  | 30 | 26 | 20 | 56  | .226 | 0  | 3   | 1  |
| 2011  | 1.88 | 4-1  | 32-0  | 0  | 0/3     | 18 | 43.0  | 30  | 12 | 9  | 22 | 56  | .207 | 5  | 5   | 0  |
| 2012  | 3.56 | 7-3  | 16-15 | 1  | 0/0     | 0  | 93.2  | 85  | 51 | 37 | 43 | 94  | .241 | 7  | 8   | 1  |
| TOTAL | 3.22 | 16-5 | 70-23 | 1  | 0/3     | 21 | 201.1 | 169 | 93 | 72 | 85 | 206 | .230 | 12 | 16  | 2  |

## JOE KOSHANSKY

**2001-04**  
Pitcher/First Baseman  
Induction Year: 2018



- A Second Team All-American by Collegiate Baseball and Third Team All-American by Baseball America in 2004
- UVA's first-ever ACC Player of the Year (2004)
- Two-time First Team All-ACC selection (2003 & 2004)
- Represented Cavaliers on 2003 ACC All-Tournament Team
- Listed on the 2004 NCAA Regional All-Tournament Team
- Set single-season school record for RBIs with 67

in 2004

• Only player in school history to lead the team in wins (7) and home runs (9) in the same season (2003)

• Matched program career records with 21 victories and 49 appearances in three seasons

• Drafted in the sixth round (170th overall) by the Colorado Rockies in the 2004 MLB Draft

• Made his MLB Debut with the Rockies on Sept. 1, 2007

### HITTING

| Year  | Avg. | G-GS    | AB  | R   | H   | 2B | 3B | HR | RBI | TB  | SLG% | BB | HP | K   | GDP | OB%  | SF | SH | S-B-A | E  | FLD%  |
|-------|------|---------|-----|-----|-----|----|----|----|-----|-----|------|----|----|-----|-----|------|----|----|-------|----|-------|
| 2001  | .133 | 10-5    | 15  | 2   | 2   | 0  | 0  | 0  | 1   | 2   | .133 | 6  | 0  | 7   | 1   | .381 | 0  | 0  | 0-0   | 0  | 1.000 |
| 2002  | .156 | 26-10   | 45  | 8   | 7   | 2  | 0  | 1  | 5   | 12  | .267 | 6  | 0  | 24  | 1   | .255 | 0  | 0  | 0-0   | 3  | .973  |
| 2003  | .320 | 51-51   | 178 | 43  | 57  | 10 | 3  | 9  | 36  | 100 | .562 | 35 | 4  | 49  | 2   | .434 | 4  | 2  | 2-4   | 8  | .981  |
| 2004  | .302 | 59-59   | 222 | 50  | 67  | 17 | 1  | 16 | 67  | 134 | .604 | 28 | 7  | 53  | 1   | .388 | 6  | 0  | 8-9   | 4  | .991  |
| TOTAL | .289 | 146-125 | 460 | 103 | 133 | 29 | 4  | 26 | 109 | 248 | .539 | 75 | 11 | 133 | 5   | .394 | 10 | 2  | 10-1  | 15 | .985  |

### PITCHING

| Year  | ERA  | W-L   | G-GS  | CG | SHO/CBO | SV | IP    | H   | R   | ER  | BB | K   | BAA  | WP | HBP | BK |
|-------|------|-------|-------|----|---------|----|-------|-----|-----|-----|----|-----|------|----|-----|----|
| 2001  | 5.68 | 4-6   | 14-14 | 2  | 0/0     | 0  | 84.0  | 116 | 64  | 53  | 24 | 47  | .339 | 5  | 7   | 1  |
| 2002  | 5.94 | 2-5   | 13-11 | 0  | 0/1     | 2  | 72.2  | 95  | 55  | 48  | 23 | 48  | .320 | 2  | 4   | 3  |
| 2003  | 2.31 | 7-2   | 9-9   | 0  | 0/1     | 0  | 58.1  | 43  | 23  | 15  | 19 | 54  | .206 | 0  | 1   | 1  |
| 2004  | 2.98 | 8-3   | 15-15 | 2  | 0/0     | 0  | 102.2 | 83  | 42  | 34  | 29 | 80  | .227 | 2  | 8   | 2  |
| TOTAL | 4.25 | 21-16 | 51-49 | 4  | 0/2     | 2  | 317.2 | 337 | 184 | 150 | 95 | 229 | .278 | 9  | 20  | 7  |



# VIRGINIA BASEBALL HALL OF FAME

## CASEY LAMBERT

**2004-07**

Pitcher

Induction Year: 2019



- Finished career as the ACC's all-time leader in saves (43), the sixth most in NCAA history
- School's all-time appearances leader (110)
- Graduated with the four highest single season saves totals in school history including 14 in 2005
- In 184.1 career innings pitched, struck out 177 batters
- 2007 Second Team All-ACC
- Drafted in the sixth round (187th overall) of the 2007 MLB Draft by the Cubs

| Year  | ERA  | W-L  | G-GS  | CG | SHO/CBO | SV | IP    | H   | R  | ER | BB | K   | BAA  | WP | HBP | BK |
|-------|------|------|-------|----|---------|----|-------|-----|----|----|----|-----|------|----|-----|----|
| 2004  | 2.54 | 4-1  | 29-1  | 0  | 0/1     | 8  | 60.1  | 51  | 18 | 17 | 21 | 40  | .237 | 0  | 6   | 0  |
| 2005  | 2.81 | 1-3  | 27-0  | 0  | 0/6     | 14 | 41.2  | 35  | 13 | 13 | 17 | 39  | .246 | 0  | 2   | 0  |
| 2006  | 2.79 | 3-2  | 28-0  | 0  | 0/2     | 10 | 38.2  | 41  | 18 | 12 | 11 | 44  | .283 | 1  | 2   | 0  |
| 2007  | 2.06 | 3-3  | 28-3  | 0  | 0/4     | 11 | 43.2  | 34  | 14 | 10 | 12 | 54  | .215 | 1  | 2   | 0  |
| TOTAL | 2.54 | 11-9 | 112-4 | 0  | 0/13    | 43 | 184.1 | 161 | 63 | 52 | 61 | 177 | .244 | 2  | 12  | 0  |

## JAVIER LOPEZ

**1996-98**

Pitcher

Induction Year: 2018



- Two-way player, sharing time on the mound and at first base for the Cavaliers
- Virginia posted winning record in each of his three seasons for the first time since 1984-86
- Started 31 games and struck out 130 batters in 164.1 career innings
- Held a career batting average of .319 with 109 hits, 15 home runs and 71 RBIs
- Drafted in the 4th round (133rd overall) by the Arizona Diamondbacks in the 1998 MLB Draft

- Won four World Series Championships, one with the Red Sox (2007) and three with the San Francisco Giants (2010, 2012, 2014)
- MLB career spanned 14 years with five different clubs

### HITTING

| Year  | Avg. | G-GS  | AB  | R  | H   | 2B | 3B | HR | RBI | TB  | SLG% | BB | HP | K  | GDP | OB%  | SF | SH | SB-A  | E  | FLD% |
|-------|------|-------|-----|----|-----|----|----|----|-----|-----|------|----|----|----|-----|------|----|----|-------|----|------|
| 1997  | .321 | 51-47 | 187 | 42 | 60  | 16 | 3  | 8  | 40  | 106 | .567 | 18 | 2  | 44 | 0   | .381 | 3  | 0  | 8-8   | 12 | .968 |
| 1998  | .316 | 41-40 | 155 | 30 | 49  | 7  | 2  | 7  | 31  | 81  | .523 | 16 | 0  | 33 | 1   | .378 | 1  | 0  | 14-18 | 5  | .974 |
| TOTAL | .319 | 92-87 | 342 | 72 | 109 | 23 | 5  | 15 | 71  | 187 | .547 | 34 | 2  | 77 | 1   | .380 | 4  | 0  | 22-26 | 17 | .970 |

### PITCHING

| Year  | ERA  | W-L  | G-GS  | CG | SHO/CBO | SV | IP    | H   | R   | ER  | BB  | K   | BAA  | WP | HBP | BK |
|-------|------|------|-------|----|---------|----|-------|-----|-----|-----|-----|-----|------|----|-----|----|
| 1996  | 4.72 | 4-2  | 18-10 | 0  | 0/0     | 0  | 53.1  | 56  | 39  | 28  | 35  | 36  | .272 | 7  | 3   | 3  |
| 1997  | 7.90 | 3-1  | 8-7   | 0  | 0/0     | 0  | 27.1  | 40  | 30  | 24  | 14  | 22  | .333 | 3  | 0   | 0  |
| 1998  | 6.78 | 5-6  | 14-14 | 0  | 0/0     | 0  | 83.2  | 101 | 72  | 63  | 53  | 72  | .301 | 9  | 6   | 0  |
| TOTAL | 6.30 | 12-9 | 40-31 | 0  | 0/0     | 0  | 164.1 | 197 | 141 | 115 | 102 | 130 | .298 | 19 | 9   | 3  |

## BILL NARLESKI

**1984-87**

Shortstop

Induction Year: 2018



- Three-time All-ACC selection
- First Team All-ACC in 1986
- Second Team All-ACC in 1985 & 1987
- Served as team captain and was a two-time team MVP
- Established the school's single-season and career benchmarks in almost every offensive category
- Program's all-time leader in hits (281) and total bases (431)

- His 281 career hits were the fourth most by an ACC player
- Gained national notoriety in 1986 after putting together a 36-game hit streak and 54-game on-base streak
- As a true freshman, led the team in hits with 60 in 1984
- Won a Bronze Medal in the 1986 World Championships for USA Baseball
- Selected in the 18th round (461st overall) by the Baltimore Orioles in the 1986 MLB Draft

| Year  | Avg. | G-GS    | AB  | R   | H   | 2B | 3B | HR | RBI | TB  | SLG% | BB  | HP | K  | GDP | OB%  | SF | SH | SB-A  | E  | FLD% |
|-------|------|---------|-----|-----|-----|----|----|----|-----|-----|------|-----|----|----|-----|------|----|----|-------|----|------|
| 1984  | .366 | 42-42   | 164 | 38  | 60  | 8  | 3  | 4  | 27  | 86  | .524 | 24  | 1  | 12 | 0   | .447 | 1  | 2  | 15-17 | 16 | .919 |
| 1985  | .376 | 53-53   | 210 | 57  | 79  | 18 | 0  | 9  | 53  | 124 | .590 | 35  | 1  | 10 | 0   | .455 | 7  | 1  | 13-13 | 21 | .918 |
| 1986  | .370 | 49-49   | 192 | 55  | 71  | 10 | 2  | 8  | 50  | 109 | .568 | 39  | 0  | 19 | 0   | .470 | 3  | 2  | 23-26 | 22 | .911 |
| 1987  | .384 | 48-48   | 185 | 43  | 71  | 16 | 2  | 7  | 36  | 112 | .605 | 27  | 1  | 13 | 0   | .460 | 2  | 0  | 21-24 | 12 | .947 |
| TOTAL | .374 | 192-192 | 751 | 193 | 281 | 52 | 7  | 28 | 166 | 431 | .574 | 125 | 3  | 54 | 0   | .459 | 13 | 5  | 72-80 | 71 | .923 |

## MIKE PAPI

**2012-14**

Outfield/First Base

Induction Year: 2021



- 2013 ABCA, Baseball America, First Team All-American
- Perfect Game Second Team All-American in 2013 & 2014
- Two-time First Team All-ACC (2013 – OF & 2014 – 1B)
- Won the ACC batting title in 2013, batting .381, first Cavalier batting champion since 1981
- Led the ACC with 11 home runs and 56 RBI in 2014

- A 2014 ACC All-Academic Team selection
- Selected in the first round (38th overall) by the Cleveland Indians in the 2014 MLB Draft

- Holds the single season school record in walks in a season with 61 in 2014

- His .517 on-base percentage in 2013 is the second highest in program history

| Year  | Avg. | G-GS    | AB  | R   | H   | 2B | 3B | HR | RBI | TB  | SLG% | BB  | HP | K  | GDP | OB%  | SF | SH | SB-A  | E  | FLD% |
|-------|------|---------|-----|-----|-----|----|----|----|-----|-----|------|-----|----|----|-----|------|----|----|-------|----|------|
| 2012  | .283 | 35-28   | 106 | 24  | 30  | 8  | 0  | 1  | 17  | 41  | .387 | 15  | 6  | 17 | 1   | .395 | 2  | 1  | 5-7   | 3  | .932 |
| 2013  | .381 | 55-47   | 176 | 57  | 67  | 15 | 3  | 7  | 57  | 109 | .619 | 45  | 10 | 25 | 3   | .517 | 5  | 2  | 6-8   | 2  | .978 |
| 2014  | .307 | 69-69   | 244 | 55  | 75  | 11 | 0  | 11 | 56  | 119 | .488 | 61  | 7  | 46 | 3   | .451 | 5  | 4  | 8-11  | 5  | .990 |
| TOTAL | .327 | 159-144 | 526 | 136 | 172 | 34 | 3  | 19 | 130 | 269 | .511 | 121 | 23 | 88 | 7   | .463 | 12 | 7  | 19-26 | 10 | .984 |

## JARRETT PARKER

**2008-10**

Outfield

Induction Year: 2020



- 2009 ABCA, Baseball America and NCBWA Second Team All-American; 2009 Third Team All-American by Collegiate Baseball; 2009 First Team All-American by Rivals.com

- First Team All-ACC in 2009, Second Team in 2010

- Set single-season records for runs (76), hits (94), triples (8) and total bases (176) in 2009

- Ranks in the top 10 in career runs (161 – T-9th) and total bases (369 – 10th)

- His 26 career home runs are 10th most in UVA History and 16 in 2009 are the third most in a single-season

- His 16 home runs in 2009 were the third most in school history

- 2009 Irvine Regional and 2010 Charlottesville Regional All-Tournament Team

- 2008 ACC All-Academic Team

- Selected in the 2nd round (74th overall) in the 2010 MLB Draft by the San Francisco Giants and made his major league debut with the club in 2015

| Year  | Avg. | G-GS    | AB  | R   | H   | 2B | 3B | HR | RBI | TB  | SLG% | BB | HP | K   | GDP | OB%  | SF | SH | SB-A  | E | FLD%  |
|-------|------|---------|-----|-----|-----|----|----|----|-----|-----|------|----|----|-----|-----|------|----|----|-------|---|-------|
| 2008  | .264 | 50-45   | 148 | 29  | 39  | 4  | 3  | 0  | 16  | 49  | .331 | 19 | 4  | 41  | 3   | .360 | 1  | 3  | 14-16 | 1 | .989  |
| 2009  | .355 | 65-65   | 265 | 76  | 94  | 20 | 7  | 16 | 65  | 176 | .664 | 39 | 11 | 80  | 7   | .450 | 5  | 4  | 20-25 | 4 | .977  |
| 2010  | .333 | 65-65   | 243 | 56  | 81  | 17 | 8  | 10 | 56  | 144 | .593 | 33 | 8  | 56  | 0   | .419 | 7  | 1  | 12-14 | 0 | 1.000 |
| TOTAL | .326 | 180-175 | 656 | 161 | 214 | 41 | 18 | 26 | 137 | 369 | .563 | 91 | 23 | 177 | 10  | .419 | 13 | 8  | 46-55 | 5 | .988  |

# VIRGINIA BASEBALL HALL OF FAME

## GEORGE PRIFTIS

**1980-83**

Infielder

Induction Year: 2024



- Two-time All-ACC selection, earned first team honors at second base in 1983 and second team accolades at third base in 1982.
- Served as a team captain in 1983
- Drafted in the 26th round (644th overall) by the Seattle Mariners in the 1983 MLB Draft
- Set the school single season RBI record twice, 46 in 1981 and then 57 in 1982.
- Left UVA as the career record holder for RBI (158) and walks (112).

• His .491 on-base percentage in 1983 was the second-highest ever at the time and is still tied for the fifth-highest in program history.

• Batted .361 in 1982, the sixth-highest in the ACC.

• Holds the program record for assists (9) in an ACC Tournament game.

| Year  | Avg. | G-GS    | AB  | R   | H   | 2B | 3B | HR | RBI | TB  | SLG% | BB  | HP | K  | GDP | OB%  | SF | SH | SB-A  | E  | FLD% |
|-------|------|---------|-----|-----|-----|----|----|----|-----|-----|------|-----|----|----|-----|------|----|----|-------|----|------|
| 1980  | .290 | 32-32   | 100 | 19  | 29  | 1  | 0  | 3  | 21  | 39  | .390 | 16  | 0  | 10 | 0   | .385 | 1  | 0  | 1-1   | 13 | .867 |
| 1981  | .320 | 46-46   | 175 | 44  | 56  | 12 | 0  | 6  | 46  | 86  | .491 | 30  | 0  | 17 | 0   | .417 | 1  | 1  | 5-5   | 0  | .000 |
| 1982  | .361 | 48-48   | 169 | 42  | 61  | 10 | 1  | 10 | 57  | 103 | .609 | 37  | 0  | 19 | 0   | .476 | 0  | 3  | 2-5   | 0  | .000 |
| 1983  | .357 | 37-37   | 126 | 23  | 45  | 9  | 1  | 1  | 34  | 59  | .468 | 29  | 2  | 12 | 0   | .469 | 5  | 0  | 6-7   | 10 | .952 |
| TOTAL | .335 | 163-163 | 570 | 128 | 191 | 32 | 2  | 20 | 158 | 287 | .504 | 112 | 2  | 58 | 0   | .441 | 7  | 4  | 14-18 | 23 | .925 |

## STEVEN PROSCIA

**2009-11**

Third Base

Induction Year: 2019



- 2009 Collegiate Baseball Freshman All-American
- 2011 First Team All-ACC selection
- Named the 2011 ACC Tournament MVP
- Member of the 2009 & 2011 College World Series teams
- Program's all-time leader in career RBI (182)
- Ranks second in program history with 411 career total bases and 59 career doubles
- Ranked in the top 10 in career home runs (28 – T-6th) & career hits (254 – 7th)

• Listed on the 2009 Irvine Regional and 2011 Charlottesville Regional All-Tournament Team

• Selected in the 7th Round (213th overall) by the Seattle Mariners in the 2011 MLB Draft

| Year  | Avg. | G-GS    | AB  | R   | H   | 2B | 3B | HR | RBI | TB  | SLG% | BB | HP | K   | GDP | OB%  | SF | SH | SB-A  | E  | FLD% |
|-------|------|---------|-----|-----|-----|----|----|----|-----|-----|------|----|----|-----|-----|------|----|----|-------|----|------|
| 2009  | .333 | 64-64   | 258 | 53  | 86  | 22 | 2  | 10 | 58  | 142 | .550 | 17 | 5  | 50  | 3   | .379 | 5  | 0  | 13-15 | 14 | .907 |
| 2010  | .314 | 64-64   | 255 | 52  | 80  | 18 | 4  | 10 | 65  | 136 | .533 | 20 | 5  | 45  | 4   | .362 | 10 | 0  | 8-8   | 15 | .904 |
| 2011  | .320 | 68-68   | 275 | 52  | 88  | 19 | 1  | 8  | 59  | 133 | .484 | 20 | 5  | 38  | 5   | .368 | 7  | 1  | 11-16 | 7  | .955 |
| TOTAL | .322 | 196-196 | 788 | 157 | 254 | 59 | 7  | 28 | 182 | 411 | .522 | 57 | 15 | 133 | 12  | .370 | 22 | 1  | 32-39 | 36 | .922 |

## MARK REYNOLDS

**2002-04**

Shortstop

Induction Year: 2018



- 2004 Second Team All-ACC
- 2002 Freshman All-American by Collegiate Baseball
- Hit 15 home runs in 2002, the most ever by any UVA first year
- Upon leaving UVA, his 35 career home runs were tied for the second most in program history
- In 2004 tied school record for runs in a season with 60
- Played for USA Baseball in 2006 Olympic Qualifying Tournament

• Drafted in the 16th round (476th overall) by the Arizona Diamondbacks in the 2004 MLB Draft

• Made his major league debut on May 16, 2007 with the Diamondbacks

• Hit 298 career home runs over a 13-year MLB career playing for eight different clubs


| Year  | Avg. | G-GS    | AB  | R   | H   | 2B | 3B | HR | RBI | TB  | SLG% | BB | HP | K   | GDP | OB%  | SF | SH | SB-A  | E  | FLD% |
|-------|------|---------|-----|-----|-----|----|----|----|-----|-----|------|----|----|-----|-----|------|----|----|-------|----|------|
| 2002  | .283 | 57-55   | 205 | 41  | 58  | 12 | 0  | 15 | 43  | 115 | .561 | 20 | 4  | 53  | 4   | .355 | 2  | 3  | 8-9   | 22 | .904 |
| 2003  | .295 | 52-52   | 200 | 45  | 59  | 14 | 3  | 9  | 46  | 106 | .530 | 19 | 6  | 50  | 3   | .364 | 6  | 4  | 3-5   | 17 | .925 |
| 2004  | .274 | 59-59   | 234 | 60  | 64  | 11 | 5  | 11 | 48  | 118 | .504 | 37 | 8  | 59  | 3   | .387 | 3  | 4  | 18-22 | 20 | .930 |
| TOTAL | .283 | 168-166 | 639 | 146 | 181 | 37 | 8  | 35 | 137 | 339 | .531 | 76 | 18 | 162 | 10  | .370 | 11 | 11 | 29-36 | 59 | .920 |

## EPPA RIXEY

**1912-14**

Pitcher

Induction Year: 2018



- Elected to the National Baseball Hall of Fame in Cooperstown in 1963, the only player from UVA and any ACC school enshrined
- Played 21 seasons in MLB for the Phillies (1912-20) and the Reds (1921-33)
- Set National League record for most career victories by a left-handed pitcher with 266
- Never played a single game in minor leagues
- Also lettered in basketball at UVA

## MEL ROACH

**1952-53**

Second Baseman

Induction Year: 2019



- Three-sport athlete at UVA (football, basketball, baseball)
- Inducted into the Virginia Sports Hall of Fame (Class of 1988)
- Led the state in hitting in 1952 and 1953
- Eight seasons in the MLB with the Braves (1953-61), Cubs (1961) and Pirates (1962)

## JOSH SBORZ

**2013-15**

Pitcher

Induction Year: 2021



- Member of the 2015 National Championship Team
- Named the Most Outstanding Player of the 2015 College World Series
- Tied a College World Series record with three wins in 2015
- Made eight appearances in the 2015 NCAA tournament and did not allow an earned run. He did not allow an earned run over the final 27 innings of his UVA career (dating to May 15), including all 13

of his innings in Omaha.

- Finished eight of UVA's 10 wins in 2015 NCAA tournament, including all three regional games, one in super regional and four in CWS
- Became the fourth pitcher in NCAA history to be a part of two shutouts in the same College World Series
- Became 11th pitcher in CWS history to earn three wins in one CWS
- His 14 career NCAA Tournament appearances, held a 0.51 ERA with six wins and three saves, all school records
- Selected 74th overall (competitive balance Round B) in the 2015 MLB Draft by the Los Angeles Dodgers
- Earned 2015 Second Team All-ACC accolades as a reliever
- Finished seventh in program history with 80 career appearances
- His 17 career saves are the sixth most in school history
- His 33 appearances on the mound in 2015 were the third most in a single season by a UVA pitcher

### PITCHING

| Year  | ERA  | W-L  | G-GS  | CG | SHO/CBO | SV | IP    | H   | R  | ER | BB | K   | BAA  | WP | HBP | BK |
|-------|------|------|-------|----|---------|----|-------|-----|----|----|----|-----|------|----|-----|----|
| 2013  | 1.98 | 3-0  | 30-3  | 0  | 0/6     | 2  | 50.0  | 37  | 15 | 11 | 12 | 47  | .206 | 3  | 3   | 1  |
| 2014  | 2.92 | 6-4  | 17-15 | 0  | 0/1     | 0  | 77.0  | 57  | 27 | 25 | 44 | 72  | .210 | 5  | 7   | 0  |
| 2015  | 1.60 | 7-2  | 33-3  | 1  | 1/3     | 15 | 73.0  | 41  | 16 | 13 | 25 | 62  | .163 | 3  | 0   | 0  |
| TOTAL | 2.20 | 16-6 | 80-21 | 1  | 1/10    | 17 | 200.0 | 135 | 58 | 49 | 81 | 181 | .192 | 11 | 10  | 11 |



# VIRGINIA BASEBALL HALL OF FAME

## PAVIN SMITH

**2015-17**

First Base/Outfield  
Induction Year: 2023



- Member of the 2015 National Championship Team.
- Earned Third Team All-ACC honors as a second baseman in 2016 and a shortstop in 2017.
- Sent UVA to the College World Series with a walk-off, two-run single in the 2015 Super Regionals against Maryland.
- Recorded the go-ahead hit in three of UVA's 10 NCAA Tournament wins in 2015.
- One of five Cavaliers named to the 2015 College World Series All-Tournament Team.

- Collected 92 hits during the 2016 season, third-most in the ACC and third-most in a single season by a UVA hitter.
- Batted .351 as a sophomore and scored 62 runs, the third most in the ACC and fifth most ever by a Cavalier.
- Struck out 31 times in 745 career at bats and was statistically the toughest batter to strikeout in the nation as a junior in 2017.
- Drafted in the fourth round (132nd overall) by the Cleveland Indians in the 2017 MLB Draft. Made his MLB debut with the Indians on June 13, 2021.

| Year     | Avg. | G-GS    | AB  | R   | H   | 2B | 3B | HR | RBI | TB  | SLG% | BB  | HP | K  | GDP | OB%  | SF | SH | SB-A | E  | FLD% |
|----------|------|---------|-----|-----|-----|----|----|----|-----|-----|------|-----|----|----|-----|------|----|----|------|----|------|
| 2015.... | .307 | 68-68   | 270 | 38  | 83  | 14 | 4  | 7  | 44  | 126 | .467 | 26  | 5  | 40 | 1   | .373 | 5  | 1  | 2-8  | 5  | .988 |
| 2016.... | .329 | 60-60   | 228 | 43  | 75  | 16 | 1  | 8  | 57  | 117 | .513 | 36  | 1  | 23 | 6   | .410 | 8  | 1  | 2-3  | 7  | .987 |
| 2017.... | .342 | 59-59   | 228 | 53  | 78  | 11 | 1  | 13 | 77  | 130 | .570 | 38  | 1  | 12 | 2   | .427 | 7  | 0  | 2-2  | 4  | .991 |
| TOTAL... | .325 | 187-187 | 726 | 134 | 236 | 41 | 6  | 28 | 178 | 373 | .514 | 100 | 7  | 75 | 9   | .402 | 20 | 2  | 6-13 | 16 | .989 |

## DAVID STONE

**1999-2002**

Outfield  
Induction Year: 2024



- Two-time CoSIDA Academic All-American (2001 & 2002)
- UVA career leader in stolen bases (83) and walks (156)
- At the time of graduation, his 83 stolen bases were the 15th most in ACC history, still ranks 21st in league history as of 2023.
- Collected 276 career hits and played in 226 career games, both are the second most in UVA history.
- As of 2023, ranked in the top-10 in eight different career or single-season categories
- Walked 43 times in 2001, the second most in a single season at the time, still ranks ninth all-time as of 2023.

- Set the UVA single-season record with 26 stolen bases in 2002 (has since been surpassed)
- Left UVA ranked fourth all-time with 174 career runs scored
- Selected in the 36th round (1,087th overall) by the San Francisco Giants in the 2002 Draft.
- Stone was a Biology major at Virginia and graduated with a 3.902 grade point average.

| Year  | Avg. | G-GS    | AB  | R   | H   | 2B | 3B | HR | RBI | TB  | SLG% | BB  | HP | K   | GDP | OB%  | SF | SH | SB-A   | E  | FLD% |
|-------|------|---------|-----|-----|-----|----|----|----|-----|-----|------|-----|----|-----|-----|------|----|----|--------|----|------|
| 1999  | .319 | 55-55   | 210 | 40  | 67  | 8  | 2  | 1  | 31  | 82  | .390 | 31  | 0  | 35  | 3   | .403 | 2  | 2  | 20-26  | 6  | .951 |
| 2000  | .280 | 58-58   | 218 | 41  | 61  | 4  | 1  | 0  | 20  | 67  | .307 | 40  | 4  | 31  | 0   | .401 | 0  | 2  | 16-20  | 5  | .982 |
| 2001  | .340 | 56-56   | 212 | 40  | 72  | 12 | 0  | 0  | 26  | 84  | .396 | 43  | 5  | 38  | 4   | .456 | 3  | 9  | 21-23  | 2  | .981 |
| 2002  | .360 | 57-57   | 211 | 53  | 76  | 15 | 0  | 4  | 36  | 103 | .488 | 42  | 6  | 36  | 3   | .475 | 2  | 8  | 26-33  | 4  | .957 |
| TOTAL | .324 | 226-226 | 851 | 174 | 276 | 39 | 3  | 5  | 113 | 336 | .395 | 156 | 15 | 140 | 10  | .434 | 7  | 21 | 83-102 | 17 | .971 |

## CHRIS TAYLOR

**2010-12**

Shortstop  
Induction Year: 2020



- Drafted in the fifth round (161st overall) by the Seattle Mariners in the 2012 MLB Draft and made his major league debut with the club in 2014
- Walk-off single in 2011 Super Regional vs. UC Irvine to send UVA to its second College World Series
- Named to 2011 Charlottesville Regional All-Tournament Team and ACC All-Tournament Team
- His 63 runs scored in 2011 led the ACC and are the fifth most in school history

- Holds school record for at bats in a season (285 – in 2011)
- Was named the co-MVP of the 2017 NLCS and played in the 2017 and 2018 World Series with the Los Angeles Dodgers

| Year  | Avg. | G-GS    | AB  | R   | H   | 2B | 3B | HR | RBI | TB  | SLG% | BB | HP | K  | GDP | OB%  | SF | SH | SB-A  | E  | FLD% |
|-------|------|---------|-----|-----|-----|----|----|----|-----|-----|------|----|----|----|-----|------|----|----|-------|----|------|
| 2010  | .305 | 29-13   | 59  | 19  | 18  | 3  | 1  | 0  | 7   | 23  | .390 | 16 | 3  | 11 | 2   | .463 | 2  | 0  | 0-0   | 4  | .857 |
| 2011  | .305 | 68-68   | 285 | 63  | 87  | 18 | 2  | 2  | 49  | 115 | .404 | 27 | 11 | 45 | 3   | .385 | 2  | 3  | 15-21 | 17 | .931 |
| 2012  | .284 | 59-59   | 236 | 57  | 67  | 13 | 5  | 5  | 47  | 105 | .445 | 35 | 6  | 38 | 5   | .383 | 5  | 4  | 12-14 | 19 | .922 |
| TOTAL | .297 | 156-140 | 580 | 139 | 172 | 34 | 8  | 7  | 103 | 243 | .419 | 78 | 20 | 94 | 10  | .393 | 9  | 7  | 27-35 | 40 | .923 |

## MATT THAISS

**2014-16**

Catcher  
Induction Year: 2021



- Became the fourth two-time All-American at UVA In 2016, named Second-Team All-American by Baseball America, D1Baseball and Third-Team All-American by Collegiate Baseball and NCBWA
- Named Third-Team All-America catcher by Louisville Slugger and NCBWA in 2015
- A semifinalist for the Dick Howser Trophy as a sophomore (2014) and junior (2015)
- Member of the 2014 and 2015 College World Series teams

- Appeared in 153 games in three seasons and held a career batting average of .338 while belting 20 home runs and driving in 130 runs.
- Recognized on the 2016 ABCA All-Atlantic Region Second Team Selected to play on the 2015 USA Baseball Collegiate National Team Earned Second Team All-ACC honors in 2015 after ranking in the top-six in the league in batting average (.375), hits (87), RBI (59) and slugging percentage (.578).
- Led UVA in batting average and home runs in his final two seasons.
- Listed on the 2016 ACC All-Tournament team after going 5-for-11 with four runs and a homer
- Selected in first round of 2016 MLB Draft by Los Angeles Angels (No. 16 overall)
- Made is MLB debut with the Angels on July 3, 2019

| Year  | Avg. | G-GS    | AB  | R   | H   | 2B | 3B | HR | RBI | TB  | SLG% | BB | HP | K  | GDP | OB%  | SF | SH | SB-A | E  | FLD%  |
|-------|------|---------|-----|-----|-----|----|----|----|-----|-----|------|----|----|----|-----|------|----|----|------|----|-------|
| 2014  | .265 | 26-16   | 68  | 11  | 18  | 5  | 0  | 0  | 7   | 23  | .338 | 2  | 2  | 13 | 0   | .306 | 0  | 1  | 0-0  | 0  | 1.000 |
| 2015  | .323 | 67-67   | 254 | 49  | 82  | 18 | 0  | 10 | 64  | 130 | .512 | 33 | 9  | 26 | 7   | .413 | 4  | 1  | 4-4  | 7  | .987  |
| 2016  | .375 | 60-60   | 232 | 55  | 87  | 13 | 2  | 10 | 59  | 134 | .578 | 39 | 6  | 16 | 3   | .473 | 2  | 0  | 0-1  | 6  | .985  |
| TOTAL | .338 | 153-143 | 554 | 115 | 187 | 36 | 2  | 20 | 130 | 287 | .518 | 74 | 17 | 55 | 10  | .427 | 6  | 2  | 4-5  | 13 | .986  |

# VIRGINIA BASEBALL HALL OF FAME

## JACOB THOMPSON

**2006-08**  
Pitcher  
Induction Year: 2018



- Consensus First Team All-American in 2007
- Earned Baseball America & Collegiate Baseball Freshman All-American honors in 2006
- 2007 Finalist for Roger Clemens Award
- 2007 First Team All-ACC
- 2006 Second Team All-ACC
- Led the ACC and was ranked 5th in the nation with 1.50 ERA as a sophomore
- Put together one of the best seasons ever for a UVA pitcher by going 11-0 with a 1.50 ERA and

101 strikeouts in 2007

- Matched a school record with 16 starts in both his freshman and sophomore seasons
- His 27 career wins established a new program mark
- Led the UVA pitching staff in innings pitched in 2006 & 2007
- Won a silver medal playing for Team USA in the 2007 Pan American Games
- Drafted in the fifth round (160th overall) by the Atlanta Braves in the 2008 MLB Draft

| Year  | ERA  | W-L  | G-GS  | CG | SHO/CBO | SV | IP    | H   | R   | ER | BB | K   | BAA  | WP | HBP | BK |
|-------|------|------|-------|----|---------|----|-------|-----|-----|----|----|-----|------|----|-----|----|
| 2006  | 2.60 | 10-4 | 16-16 | 1  | 1/1     | 0  | 100.1 | 82  | 36  | 29 | 29 | 77  | .225 | 3  | 8   | 1  |
| 2007  | 1.50 | 11-0 | 17-16 | 2  | 2/1     | 0  | 114.0 | 79  | 23  | 19 | 32 | 101 | .198 | 0  | 8   | 2  |
| 2008  | 4.30 | 6-4  | 15-15 | 1  | 0/0     | 0  | 81.2  | 90  | 50  | 39 | 31 | 70  | .274 | 6  | 0   | 2  |
| TOTAL | 2.65 | 27-8 | 48-47 | 4  | 3/2     | 0  | 296.0 | 251 | 109 | 87 | 92 | 248 | .230 | 9  | 16  | 5  |

## BRANDON WADDELL

**2013-15**  
Pitcher  
Induction Year: 2021



- Pitched in two College World Series (2014 & 2015) and was a member of the 2015 National Championship Team
- His five College World Series starts are the fifth most in NCAA History
- One of seven pitchers ever to throw a complete game in the College World Series Final, allowing an earned run and striking out five in a 7-2 win over Vanderbilt in 2014.
- Made 11 career NCAA tournament starts (first in program history); first at UVA in NCAA tournament wins (6) and innings (73.0) and strikeouts (45)

- Was 6-1 with 2.34 ERA in 11 career NCAA tourney starts
- Started five College World Series games in his career; UVA was 5-0 in those games
- Ranks third in UVA history with 312.2 innings pitched, tied for seventh in wins (21) and ranks seventh in school history with 246 career strikeouts
- A 2014 Third Team All-ACC honoree
- Made a program-record, 53 career starts including a school record 19 in 2015 (tied for national lead)
- Selected in the fifth round (157th overall) of the 2015 MLB Draft by the Pittsburgh Pirates
- Two-time member of the ACC All-Academic Team

| Year     | ERA  | W-L   | G-GS  | CG | SHO/CBO | SV | IP    | H   | R   | ER  | BB | K   | BAA  | WP | HBP | BK |
|----------|------|-------|-------|----|---------|----|-------|-----|-----|-----|----|-----|------|----|-----|----|
| 2013     | 3.96 | 6-3   | 16-16 | 0  | 0/2     | 0  | 88.2  | 100 | 54  | 39  | 23 | 84  | .284 | 4  | 5   | 1  |
| 2014     | 2.45 | 10-3  | 18-18 | 2  | 0/2     | 0  | 114.0 | 98  | 35  | 31  | 19 | 73  | .236 | 1  | 7   | 0  |
| 2015     | 3.93 | 5-5   | 19-19 | 0  | 0/1     | 0  | 110.0 | 114 | 57  | 48  | 49 | 89  | .271 | 9  | 12  | 0  |
| TOTAL... | 3.40 | 21-11 | 53-53 | 2  | 0/5     | 0  | 312.2 | 312 | 146 | 118 | 91 | 246 | .263 | 14 | 24  | 1  |

## JIM WEST

**1962-80**  
Coach  
Induction Year: 2018



- UVA head coach from 1962-80
- Compiled 281 wins in 19 seasons
- Led UVA to the 1972 ACC Regular Season Championship and its first NCAA Regional
- His number 24 is the only number retired in program history
- Worked in the UVA athletic department for 33 years in various roles including senior associate athletic director
- Earned his undergraduate (1958), master's degree (1959) and his doctorate (1975) from Virginia

## TYLER WILSON

**2008-11**  
Pitcher  
Induction Year: 2018



- 2011 Second Team All-ACC
- 2011 ACC All-Academic Team
- Winner of the esteemed Lowe's Senior CLASS Award in 2011
- Went 10-0 with a 2.24 ERA while striking out 124 batters in 104.1 innings pitched in 2011
- Amassed 267 strikeouts and 27 wins as a four-year letterwinner, both in the top 5 in program history
- Member of the 2009 & 2011 College World

### Series teams

- Credited with two wins on the mound in the 2011 CWS
- Drafted in the 10th round (305th overall) by the Baltimore Orioles in the 2011 MLB Draft
- Made MLB debut on May 20, 2015 with the Orioles

### PITCHING

| Year  | ERA  | W-L  | G-GS  | CG | SHO/CBO | SV | IP    | H   | R  | ER | BB | K   | BAA  | WP | HBP | BK |
|-------|------|------|-------|----|---------|----|-------|-----|----|----|----|-----|------|----|-----|----|
| 2008  | 4.20 | 0-0  | 10-1  | 0  | 0/0     | 0  | 15.0  | 13  | 7  | 7  | 9  | 13  | .232 | 2  | 2   | 1  |
| 2009  | 2.97 | 9-3  | 31-2  | 0  | 0/1     | 1  | 66.2  | 57  | 23 | 22 | 21 | 63  | .237 | 7  | 2   | 1  |
| 2010  | 3.41 | 8-4  | 31-0  | 0  | 0/1     | 3  | 63.1  | 45  | 27 | 24 | 25 | 67  | .198 | 2  | 4   | 1  |
| 2011  | 2.24 | 10-0 | 19-16 | 0  | 0/0     | 0  | 104.1 | 75  | 29 | 26 | 22 | 124 | .200 | 3  | 4   | 1  |
| TOTAL | 2.85 | 27-7 | 91-19 | 0  | 0/2     | 4  | 249.1 | 190 | 86 | 79 | 77 | 267 | .211 | 14 | 12  | 4  |

## DENNIS WOMACK


**1981-03**  
Coach  
Induction Year: 2018



- UVA head coach from 1981-2003
- Compiled 594 wins the most in program history until 2017
- 1985 ACC Coach of the Year
- Led UVA to NCAA Regionals in 1985 & 1996
- 1985 ACC Regular Season Championship
- 1996 ACC Tournament Champions
- Coached 39 All-ACC selections (17 first-team honorees), three All-Americans, three Academic All-Americans and had 40 players selected in the Major League Baseball Draft, including two first round selections

## RYAN ZIMMERMAN

**2003-05**  
Third Baseman  
Induction Year: 2018




- 2005 Baseball America Second Team All-American
- 2005 NCBWA Third Team All-American
- 2004 First Team All-ACC
- 2005 Second Team All-ACC
- 2005 ACC All-Tournament Team
- 2005 NCAA Regional All-Tournament Team
- Set UVA single-season hits record, twice with 90 in 2004 and 92 in 2005
- Led the team in batting average in back-to-back years (2004 & 2005)

- Won a gold medal with USA Baseball in the 2004 World University games
- Drafted in the first round (4th overall) by the Washington Nationals in the 2005 MLB Draft, UVA's highest draft pick ever
- Made MLB debut on Sept. 5, 2005 with the Nationals, just over two months after being drafted
- First Cavalier to play in an MLB All-Star Game (2009)
- 2009 Gold Glove Award Winner at 3B
- Silver Slugger Award winner in 2009 & 2010
- Held the Washington Nationals to the franchise's first World Series title in 2019

| Year  | Avg. | G-GS    | AB  | R   | H   | 2B | 3B | HR | RBI | TB  | SLG% | BB | HP | K  | GDP | OB%  | SF | SH | SB-A  | E  | FLD% |
|-------|------|---------|-----|-----|-----|----|----|----|-----|-----|------|----|----|----|-----|------|----|----|-------|----|------|
| 2003  | .308 | 54-54   | 221 | 28  | 68  | 13 | 1  | 0  | 36  | 83  | .376 | 11 | 1  | 28 | 6   | .340 | 2  | 4  | 2-4   | 14 | .924 |
| 2004  | .361 | 59-59   | 249 | 49  | 90  | 16 | 2  | 1  | 45  | 113 | .454 | 11 | 6  | 18 | 3   | .395 | 5  | 3  | 13-14 | 10 | .944 |
| 2005  | .393 | 61-61   | 234 | 51  | 92  | 18 | 4  | 6  | 59  | 136 | .581 | 31 | 6  | 14 | 11  | .469 | 4  | 0  | 17-21 | 11 | .941 |
| TOTAL | .355 | 174-174 | 704 | 128 | 250 | 47 | 7  | 7  | 140 | 332 | .472 | 53 | 13 | 60 | 20  | .405 | 11 | 7  | 32-39 | 35 | .936 |



# SINGLE-GAME/MISCELLANEOUS RECORDS



Peter Sposato



Greg Miclat

## BATTING

|                        |                              |    |                        |         |
|------------------------|------------------------------|----|------------------------|---------|
| <b>At Bats</b>         | Adam Haseley                 | 8  | vs. Marist             | 2/22/15 |
|                        | Christian Lowry              | 8  | vs. Marist             | 2/22/15 |
|                        | Daniel Pinero                | 8  | vs. Marist             | 2/22/15 |
|                        | Brandon Guyer                | 8  | at Coll. of Charleston | 2/26/06 |
|                        | Mike Mitchell                | 8  | at Coll. of Charleston | 2/26/06 |
|                        | 25 times                     | 7  |                        |         |
| <b>Runs</b>            | 11x, last by Max Cotier      | 5  | UMass Lowell           | 3/10/20 |
| <b>Hits</b>            | Mark McMillian               | 6  | at Maryland            | 4/28/90 |
|                        | Jeff Booker                  | 6  | Liberty Baptist        | 4/1/85  |
|                        | 29x, last by Kyle Teel       | 5  | Towson                 | 4/26/23 |
| <b>RBI</b>             | Peter Sposato                | 10 | vs. Maryland           | 4/11/78 |
|                        | Brandon Guyer                | 9  | Niagara                | 3/13/07 |
|                        | Bobby Rivell                 | 9  | at Maryland            | 4/28/90 |
| <b>Stolen Bases</b>    | Greg Miclat                  | 4  | at Clemson             | 4/20/07 |
|                        | Mike Mitchell                | 4  | at NC A&T              | 2/15/04 |
|                        | 25x, last by Casey Saucke    | 3  | Cornell                | 2/25/22 |
| <b>Caught Stealing</b> | 12x, last by Nic Kent        | 2  | vs Norfolk St.         | 4/10/19 |
| <b>Doubles</b>         | 32x, last by Ethan Anderson  | 3  | at VCU                 | 4/18/23 |
| <b>Triples</b>         | 14x, last by Max Cotier      | 2  | Dartmouth              | 2/28/20 |
| <b>Home Runs</b>       | Peter Sposato                | 4  | vs. Maryland           | 4/11/78 |
|                        | Steve Cunha                  | 3  | at Maryland            | 4/27/90 |
|                        | Dan Street                   | 3  | vs. Old Dominion       | 2/22/02 |
|                        | Jay West                     | 3  | vs. Maryland           | 4/11/78 |
|                        | 77 times, last by Jake Gelof | 2  | at Georgia Tech        | 5/20/23 |
| <b>Bases on Balls</b>  | Phil Gosselin                | 5  | at James Madison       | 3/17/10 |
|                        | Kyle Teel                    | 5  | Cornell                | 2/25/22 |
|                        | 19x, last by Griff O'Ferrall | 4  | Georgetown             | 4/20/22 |
| <b>Hit By Pitch</b>    | 5x, last by Caleb Knight     | 3  | at Miami               | 3/25/18 |
| <b>Sacrifice Hits</b>  | 4x, last by Nick Howard      | 3  | Boston College         | 3/15/14 |
| <b>Sacrifice Flies</b> | 26x, last by Jake Gelof      | 2  | Rhode Island           | 3/5/23  |
| <b>Strikeouts</b>      | 3x, last by Jared King       | 5  | at Duke                | 4/20/12 |

## PITCHING

|                       |                 |    |                       |         |
|-----------------------|-----------------|----|-----------------------|---------|
| <b>Strikeouts</b>     | Harry Thomas    | 19 | Clemson               | 4/26/74 |
|                       | Nathan Kirby    | 18 | at Pittsburgh         | 4/4/14  |
|                       | Seth Greisinger | 16 | North Carolina        | 3/23/96 |
|                       | Brandon Neeck   | 16 | vs. Old Dominion      | 6/6/21  |
|                       | Andrew Abbott   | 16 | Wake Forest           | 5/14/21 |
| <b>Earned Runs</b>    | Seth Greisinger | 13 | at Old Dominion       | 2/23/95 |
| <b>Runs</b>           | Seth Greisinger | 13 | at Old Dominion       | 2/23/95 |
|                       | Mike Long       | 13 | Kent State            | 3/21/87 |
| <b>Bases on Balls</b> | Derrick Cusic   | 10 | Md. Eastern Shore     | 2/29/92 |
|                       | George Cave     | 10 | vs. Purdue-Fort Wayne | 3/17/79 |

## WIN/LOSS MARGIN

### WIN

|    |           |                |         |
|----|-----------|----------------|---------|
| 1. | 27 (29-2) | Niagara        | 3/13/07 |
| 2. | 26 (27-1) | Coppin State   | 2/28/08 |
|    | 26 (28-2) | at Richmond    | 4/16/71 |
|    | 26 (27-1) | Akron          | 1950    |
|    | 26 (27-1) | William & Mary | 1902    |

### LOSS

|    |           |              |         |
|----|-----------|--------------|---------|
| 1. | 28 (28-0) | Baltimore    | 1894    |
| 2. | 24 (28-4) | Yale         | 1894    |
| 3. | 23 (23-0) | Boston (AL)  | 1901    |
|    | 23 (25-2) | Pennsylvania | 1890    |
| 5. | 22 (26-4) | Clemson      | 4/17/77 |
|    | 22 (22-0) | Buffalo      | 1921    |
|    | 22 (22-0) | Boston       | 1892    |

## GAME LENGTH: INNINGS

|    |    |   |         |
|----|----|---|---------|
| 1. | 18 | vs. Marist (Charleston, S.C.)               | 2/22/15 |
| 2. | 17 | at College of Charleston                    | 2/26/06 |
| 3. | 16 | at Clemson                                  | 4/19/74 |
| 4. | 15 | vs. TCU (College World Series; Omaha, Neb.) | 6/17/14 |
| 5. | 14 | James Madison                               | 4/25/07 |
|    | 14 | at North Carolina                           | 4/1/05  |
|    | 14 | Georgia Tech                                | 4/2/99  |
|    | 14 | at North Carolina                           | 4/9/89  |
| 9. | 13 | at Boston College                           | 4/10/16 |
|    | 13 | vs. South Carolina (CWS; Omaha, Neb.)       | 6/24/11 |
|    | 13 | Oregon State (NCAA Regional)                | 6/2/07  |
|    | 13 | at Wake Forest                              | 4/3/93  |

## GAME LENGTH: TIME

|     |           |   |         |
|-----|-----------|---|---------|
| 1.  | 5:30 (11) | at Virginia Tech                                      | 5/16/19 |
| 2.  | 5:19 (17) | at College of Charleston                              | 2/26/06 |
| 3.  | 5:08 (18) | vs. Marist (Charleston, S.C.)                         | 2/22/15 |
| 4.  | 5:01 (13) | at Boston College                                     | 4/10/16 |
| 5.  | 4:53 (13) | Oregon State (NCAA Regional)                          | 6/2/07  |
|     | 4:53 (9)  | Boston College  | 3/18/18 |
| 7.  | 4:51 (15) | vs. TCU (College World Series; Omaha, Neb.)           | 6/17/14 |
| 8.  | 4:48 (11) | vs. Southern California (NCAA Lake Elsinore Regional) | 5/31/15 |
| 9.  | 4:46 (12) | vs. Arkansas (College World Series; Omaha, Neb.)      | 6/17/09 |
| 10. | 4:40 (14) | at North Carolina                                     | 4/1/05  |
|     | 4:40 (12) | William & Mary  | 4/6/21  |
| 12. | 4:39 (14) | James Madison   | 4/25/07 |
| 13. | 4:36 (11) | Virginia Tech   | 3/9/12  |

## Longest 9-Inning Games:

|      |                |         |
|------|----------------|---------|
| 4:53 | Boston College | 3/18/18 |
| 4:48 | at Wake Forest | 5/19/18 |
| 4:32 | Virginia Tech  | 4/8/18  |
| 4:30 | North Carolina | 4/17/16 |

## NO-HITTERS (7)

| Name                          | Opponent          | Score    | Date    |
|-------------------------------|-------------------|----------|---------|
| Ned Turnbull                  | NC State          | 4-0      | 4/22/66 |
| Barry Hollar                  | Mansfield State   | 4-1      | 3/27/74 |
| Mike Ballard                  | Boston College    | 5-0      | 4/16/06 |
| Will Roberts (perfect game)   | George Washington | 2-0      | 3/29/11 |
| Nathan Kirby                  | at Pittsburgh     | 4-0      | 4/4/14  |
| Nicholson/Rohm/Donahue        |                   |          |         |
| Wilson/Meyer/Sousa            | William & Mary    | 4-3 (11) | 2/28/18 |
| A. Abbott/J. Berry/G. McGarry | Wake Forest       | 17-0     | 5/14/21 |

**NOTE:** Single-game records are since 1958 season  
(No statistics available for 1971 or prior to 1958. Only statistics available from 1958 through the 1970 season are hits, AB, 2B, 3B, HR)



Will Roberts - 2011 Perfect Game

# BATTING RECORDS

## GAMES PLAYED CAREER

1. Tyler Cannon (2007-10) ..... 244
2. David Stone (1999-2002) ..... 226
3. Kyle Werman (2002-05) ..... 221
4. Ryan Gilleland (1995-98) ..... 221
5. Matt Street (2002-05) ..... 219
6. Adam Robinson (1994-97) ..... 219
7. Alex Tappen (2018-22) ..... 218
8. Tim Henry (2004-07) ..... 215
9. Kenny Werman (2009-12) ..... 214
10. Keith Towns (2012-15) ..... 207

## SEASON

1. Branden Cogswell (2014) ..... 69
- Joe McCarthy (2014) ..... 69
- Mike Papi (2014) ..... 69
4. Adam Haseley (2015) ..... 68
- Pavin Smith (2015) ..... 68
- Kenny Towns (2015) ..... 68
- Daniel Pinero (2014) ..... 68
- John Hicks (2011) ..... 68
- Steven Proscia (2011) ..... 68
- Chris Taylor (2011) ..... 68
- Keith Werman (2011) ..... 68

## BATTING AVERAGE CAREER

(MINIMUM 250 AT-BATS)

1. Jeff Booker (1984-85) ..... .376
2. Bill Narleski (1984-87) ..... .374
3. Stephen Bruno (2010-12) ..... .366
- Kent Savedge (1984-87) ..... .366
5. Ryan Zimmerman (2003-05) ..... .355
6. Kevin O'Sullivan (1990-91) ..... .351
7. Jeff Musser (1979-80) ..... .348
8. Steve Cunha (1988-91) ..... .345
9. Glenn Harris (1980-83) ..... .343
10. **Kyle Teel (2021-23)** ..... **.343**

## SEASON

(MINIMUM 75 AT-BATS)

1. Tom Phillips (1949) ..... .452
2. Jeff Booker (1985) ..... .427
3. Glenn Harris (1981) ..... .425
4. Allen Barbee (1954) ..... .421
5. Keith Werman (2010) ..... .414
6. **Kyle Teel (2023)** ..... **.407**
7. Steve Cunha (1991) ..... .400
8. Chuck Arnold (1956) ..... .400
9. **Griff O'Ferrall (2023)** ..... **.396**
- Brian Buchanan (1994) ..... .396

## AT-BATS CAREER

1. Tyler Cannon (2007-10) ..... 910
2. Ryan Gilleland (1995-98) ..... 865
3. Matt Street (2002-05) ..... 861
4. David Stone (1999-2002) ..... 851
5. Adam Robinson (1994-97) ..... 826
6. Steven Proscia (2009-11) ..... 788
7. John Hicks (2009-11) ..... 775
8. Bobby Rivell (1987-90) ..... 769
9. Bill Narleski (1984-87) ..... 751
10. Adam Haseley (2015-17) ..... 746

## SEASON

1. Chris Taylor (2011) ..... 285
2. John Hicks (2011) ..... 277
3. Adam Haseley (2015) ..... 276
4. Steven Proscia (2011) ..... 275
5. **Griff O'Ferrall (2023)** ..... **273**
6. Pavin Smith (2015) ..... 270
7. Kenny Towns (2015) ..... 267
8. Jarrett Parker (2009) ..... 265
9. Ernie Clement (2016) ..... 262
10. Phil Gosselin (2010) ..... 262

## RUNS CAREER

1. Bobby Rivell (1987-90) ..... 199
2. Bill Narleski (1984-87) ..... 193
3. Adam Haseley (2015-17) ..... 185
4. Tyler Cannon (2007-10) ..... 185
5. Matt Street (2002-05) ..... 183
6. Adam Robinson (1994-97) ..... 175
7. David Stone (1999-02) ..... 174
8. **Kyle Teel (2021-23)** ..... **170**
9. John Galloway (1994-97) ..... 163
10. John Hicks (2009-11) ..... 162
11. Jarrett Parker (2008-10) ..... 161

## SEASON

1. **Griff O'Ferrall (2023)** ..... **76**
2. Jarrett Parker (2009) ..... 76
3. **Ethan Anderson (2023)** ..... **71**
4. **Jake Gelof (2023)** ..... **71**
5. **Ethan O'Donnell (2023)** ..... **71**
6. Adam Haseley (2017) ..... 68
7. **Kyle Teel (2023)** ..... **67**
8. Brandon Downes (2013) ..... 67
9. Phil Gosselin (2010) ..... 67
10. Jake Gelof (2022) ..... 65

## HITS CAREER

1. Bill Narleski (1984-87) ..... 281
2. Tyler Cannon (2007-10) ..... 276
3. David Stone (1999-02) ..... 276
4. Adam Robinson (1994-97) ..... 263
5. Ryan Gilleland (1995-98) ..... 262
6. Matt Street (2002-05) ..... 255
7. Steven Proscia (2009-11) ..... 254
8. Ryan Zimmerman (2003-05) ..... 250
9. John Hicks (2009-11) ..... 245
10. Bobby Rivell (1987-90) ..... 240

## SEASON

1. **Griff O'Ferrall (2023)** ..... **108**
2. **Kyle Teel (2023)** ..... **105**
3. Phil Gosselin (2010) ..... 100
4. Ethan Anderson (2023) ..... 97
5. Jarrett Parker (2009) ..... 94
6. Ernie Clement (2016) ..... 92
7. John Hicks (2011) ..... 92
8. Ryan Zimmerman (2005) ..... 92
9. **Ethan O'Donnell (2023)** ..... **90**
10. Ryan Zimmerman (2004) ..... 90

## RUNS BATTED IN CAREER

1. **Jake Gelof (2021-23)** ..... **186**
2. Steven Proscia (2009-11) ..... 182
3. Pavin Smith (2015-17) ..... 178
4. Sean Doolittle (2005-07) ..... 167
5. Ryan Gilleland (1995-98) ..... 166
6. Bill Narleski (1984-87) ..... 166
7. Jon Benick (1998-01) ..... 162
8. Kenny Towns (2012-15) ..... 159
9. George Priftis (1980-83) ..... 158
10. Dan Grovatt (2008-10) ..... 157

## SEASON

1. **Jake Gelof (2023)** ..... **90**
2. Jake Gelof (2022) ..... 81
3. Pavin Smith (2017) ..... 77
4. Alex Tappen (2022) ..... 71
5. **Kyle Teel (2023)** ..... **69**
6. Kenny Towns (2015) ..... 67
7. Joe Koshansky (2004) ..... 67
8. **Ethan Anderson (2023)** ..... **66**
9. Brian Buchanan (1994) ..... 66
10. Steven Proscia (2010) ..... 65
11. Jarrett Parker (2009) ..... 65

## HOME RUNS CAREER

1. **Jake Gelof (2021-23)** ..... **48**
2. E.J. Anderson (1995-98) ..... 37
3. Mark Reynolds (2002-04) ..... 35
4. Jon Benick (1998-01) ..... 35
5. Mike Lindner (1987-90) ..... 33
6. Brian Buchanan (1992-94) ..... 30
7. **Kyle Teel (2021-23)** ..... **28**
8. Pavin Smith (2015-17) ..... 28
9. Steven Proscia (2009-11) ..... 28
10. Bill Narleski (1984-87) ..... 28

## SEASON

1. **Jake Gelof (2023)** ..... **23**
2. Brian Buchanan (1994) ..... 22
3. Jake Gelof (2022) ..... 21
4. Jon Benick (2001) ..... 21
5. Jarrett Parker (2009) ..... 16
6. Joe Koshansky (2004) ..... 16
7. Mark Reynolds (2002) ..... 15
8. **Ethan Anderson (2023)** ..... **15**
9. Kent Savedge (1986) ..... 14
10. Kevin McDonald (1988) ..... 14
11. E.J. Anderson (1996) ..... 14
12. Adam Haseley (2017) ..... 14

## TOTAL BASES CAREER

1. Bill Narleski (1984-87) ..... 431
2. Steven Proscia (2009-11) ..... 411
3. Ryan Gilleland (1995-98) ..... 400
4. Adam Robinson (1994-97) ..... 394
5. **Jake Gelof (2021-23)** ..... **393**
6. Tyler Cannon (2007-10) ..... 380
7. John Hicks (2009-11) ..... 379
8. Bobby Rivell (1987-90) ..... 379
9. **Kyle Teel (2021-23)** ..... **376**
10. Pavin Smith (2015-17) ..... 373

## SEASON

1. Jarrett Parker (2009) ..... 176
2. Brian Buchanan (1994) ..... 165
3. Phil Gosselin (2010) ..... 163
4. Jake Gelof (2022) ..... 162
5. Dan Street (2002) ..... 153
6. Adam Haseley (2017) ..... 147
7. Brandon Downes (2013) ..... 144
8. Jarrett Parker (2010) ..... 144
9. Steven Proscia (2009) ..... 142
10. Hunter Wyant (2001) ..... 140

## DOUBLES CAREER

1. Tyler Cannon (2007-10) ..... 62
2. Steven Proscia (2009-11) ..... 59
3. John Hicks (2009-11) ..... 54
4. Brandon Guyer (2005-07) ..... 53
5. Bill Narleski (1984-87) ..... 52
6. Kenny Towns (2012-15) ..... 51
7. Phil Gosselin (2008-10) ..... 50
8. Ryan Gilleland (1995-98) ..... 49
9. **Kyle Teel (2021-23)** ..... **48**
10. Brian Sherlock (1995-98) ..... 48
11. Bobby Rivell (1987-90) ..... 48

## SEASON

1. **Ethan Anderson (2023)** ..... **26**
2. **Kyle Teel (2023)** ..... **25**
3. **Jake Gelof (2023)** ..... **23**
4. Stephen Bruno (2012) ..... 23
5. Dan Street (2002) ..... 23
6. Phil Gosselin (2010) ..... 22
7. Steven Proscia (2009) ..... 22
8. Dan Grovatt (2008) ..... 22
9. Tanner Morris (2019) ..... 21
10. Kenny Towns (2015) ..... 21
11. John Hicks (2011) ..... 21

## TRIPLES CAREER

1. Jarrett Parker (2008-10) ..... 18
2. Brian Buchanan (1992-94) ..... 13
3. Derek Fisher (2012-14) ..... 12
4. Tyler Cannon (2007-10) ..... 12
5. Brandon Downes (2012-14) ..... 11
6. John Galloway (1994-97) ..... 11
7. Jason Cook (1990-93) ..... 11
8. Jay West (1978-80) ..... 11
9. Adam Haseley (2015-17) ..... 10
10. Tom Crowley (1991-93) ..... 10

## SEASON

1. Derek Fisher (2012) ..... 8
2. Jarrett Parker (2010) ..... 8
3. Jake McCarthy (2017) ..... 7
4. Brandon Downes (2013) ..... 7
5. Jarrett Parker (2009) ..... 7
6. Hunter Wyant (2001) ..... 7
7. Adam Haseley (2016) ..... 6
8. Brian Buchanan (1993) ..... 6
9. Keith Kowalski (1985) ..... 6
10. Jay West (1978) ..... 6
11. Steve Bryant (1969) ..... 6

## STOLEN BASES CAREER

1. Greg Miclat (2006-08) ..... 83
2. David Stone (1999-02) ..... 83
3. Bill Narleski (1984-87) ..... 72
4. Adam Robinson (1994-97) ..... 57
5. Bobby Rivell (1987-90) ..... 56
6. Matt Street (2002-05) ..... 55
7. Chris Kughn (1987-90) ..... 50
8. Tyler Cannon (2007-10) ..... 49
9. Phil Gosselin (2008-10) ..... 48
10. Mike Mitchell (2004-07) ..... 47
11. Robbin Marvin (1969-72) ..... 47

## SEASON

1. Greg Miclat (2007) ..... 32
2. Greg Miclat (2008) ..... 30
3. Jake McCarthy (2017) ..... 27
4. David Stone (2002) ..... 26
5. Phil Gosselin (2009) ..... 24
6. Bill Narleski (1986) ..... 23
7. Adam Robinson (1997) ..... 22
8. Chris Kughn (1990) ..... 22
9. Bobby Rivell (1990) ..... 22
10. Greg Miclat (2006) ..... 21
11. David Stone (2001) ..... 21
12. Bill Narleski (1987) ..... 21
13. Robbin Marvin (1972) ..... 21

## BASES ON BALLS CAREER

1. David Stone (1999-02) ..... 156
2. Sean Doolittle (2005-07) ..... 125
3. Bill Narleski (1984-87) ..... 125
4. Jared King (2009, 2011-13) ..... 123
5. Mike Papi (2012-14) ..... 121
6. Daniel Pinero (2014-16) ..... 114
7. Justin Counts (1993-96) ..... 114
8. Joe McCarthy (2013-15) ..... 113
9. George Priftis (1980-83) ..... 112
10. Adam Haseley (2015-17) ..... 111

## SEASON

1. Mike Papi (2014) ..... 61
2. Joe McCarthy (2013) ..... 54
3. Sean Doolittle (2006) ..... 54
4. Justin Counts (1996) ..... 54
5. Jared King (2012) ..... 51
6. **Jake Gelof (2023)** ..... **48**
7. Sean Doolittle (2007) ..... 46
8. Mike Papi (2013) ..... 45
9. Adam Haseley (2017) ..... 44
10. David Stone (2001) ..... 43



# BATTING/PITCHING RECORDS

## HIT BY PITCH CAREER

|                                 |    |
|---------------------------------|----|
| 1. Tim LaVigne (1997-00).....   | 51 |
| 2. Matt Street (2002-05).....   | 38 |
| 3. John Barr (2008-11).....     | 33 |
| 4. Kenny Towns (2012-15).....   | 31 |
| 5. Kyle Werman (2002-05).....   | 30 |
| 6. Brandon Guyer (2005-07)..... | 28 |
| Tom Hagan (2003-06).....        | 28 |
| 8. Nate Irving (2012-14).....   | 27 |
| Jeremy Farrell (2005-08).....   | 27 |
| Beau Seabury (2006-07).....     | 27 |

## SEASON

|                                      |           |
|--------------------------------------|-----------|
| 1. Tim LaVigne (1999).....           | 20        |
| 2. Joe McCarthy (2014).....          | 18        |
| 3. Tim LaVigne (1998).....           | 17        |
| 4. Kyle Werman (2004).....           | 16        |
| 5. Stephen Bruno (2012).....         | 15        |
| John Barr (2011).....                | 15        |
| Keith Werman (2011).....             | 15        |
| 8. <b>Henry Godbout (2023)</b> ..... | <b>14</b> |
| Nate Irving (2012).....              | 14        |
| Beau Seabury (2007).....             | 14        |
| Matt Street (2004).....              | 14        |
| Tim LaVigne (2000).....              | 14        |

## ON-BASE PERCENTAGE

### SEASON

|                             |      |
|-----------------------------|------|
| 1. Mike Papi (2013).....    | .517 |
| 2. Tony Latham (1983).....  | .512 |
| 3. Kent Savedge (1986)..... | .500 |
| 4. Dave Duncan (1978).....  | .493 |
| 5. Adam Haseley (2017)..... | .491 |
| George Priftis (1983).....  | .491 |
| 7. Dave Bratt (1973).....   | .489 |
| 8. Steve Bryant (1970)..... | .488 |
| 9. Keith Werman (2010)..... | .486 |
| Greg Miclat (2007).....     | .486 |

## SLUGGING

### SEASON

|                                   |             |
|-----------------------------------|-------------|
| 1. Brian Buchanan (1994).....     | .838        |
| 2. Chuck Arnold (1956).....       | .800        |
| 3. Jake Gelof (2022).....         | .764        |
| 4. Duke Duncan (1978).....        | .737        |
| 5. Kevin McDonald (1988).....     | .728        |
| 6. <b>Jake Gelof (2023)</b> ..... | <b>.710</b> |
| 7. Kent Savedge (1986).....       | .702        |
| 8. Don Aicholz (1950).....        | .670        |
| 9. Jarrett Parker (2009).....     | .664        |
| 10. Jay West (1978).....          | .661        |

## PITCHING APPEARANCES

### CAREER

|                                    |     |
|------------------------------------|-----|
| 1. Casey Lambert (2004-07).....    | 112 |
| 2. Michael Schwimer (2005-08)..... | 93  |
| 3. Tim LaVigne (1997-2000).....    | 92  |
| 4. Tyler Wilson (2008-11).....     | 91  |
| 5. Kyle Crockett (2011-13).....    | 88  |
| 6. Whit Mayberry (2010-14).....    | 87  |
| 7. Alec Bettinger (2014-17).....   | 82  |
| 8. Josh Sborz (2013-15).....       | 80  |
| 9. Kyle Whitten (2018-21).....     | 79  |
| 10. Andrew Abbott (2018-21).....   | 79  |
| Justin Thompson (2009-12).....     | 76  |

## SEASON

|                                 |    |
|---------------------------------|----|
| 1. Michael Schwimer (2006)..... | 36 |
| 2. Justin Thompson (2012).....  | 34 |
| 3. Josh Sborz (2015).....       | 33 |
| 4. Kyle Crockett (2012).....    | 32 |
| Branden Kline (2011).....       | 32 |
| Matt Packer (2009).....         | 32 |
| Matt Moore (1994).....          | 32 |
| 8. Nick Howard (2014).....      | 31 |
| Tyler Wilson (2010).....        | 31 |
| Kevin Arico (2009).....         | 31 |
| Tyler Wilson (2009).....        | 31 |

## GAMES STARTED

### CAREER

|                                   |    |
|-----------------------------------|----|
| 1. Brandon Waddell (2013-15)..... | 53 |
| 2. Danny Hultzen (2009-11).....   | 50 |
| 3. Joe Koshansky (2001-04).....   | 49 |
| Brandon Creswell (1998-2001)..... | 49 |
| 5. Jacob Thompson (2006-08).....  | 47 |
| 6. Kent Kruse (1990-93).....      | 45 |
| 7. Pat Daneker (1995-97).....     | 40 |
| Seth Greisinger (1994-96).....    | 40 |
| David Sammons (1986-89).....      | 40 |
| 10. Frank Lankford (1990-93)..... | 39 |

## SEASON

|                                       |           |
|---------------------------------------|-----------|
| 1. Brandon Waddell (2015).....        | 19        |
| 2. <b>Connelly Early (2023)</b> ..... | <b>18</b> |
| Connor Jones (2015).....              | 18        |
| Nathan Kirby (2014).....              | 18        |
| Brandon Waddell (2014).....           | 18        |
| Danny Hultzen (2011).....             | 18        |
| 7. Andrew Abbott (2021).....          | 17        |
| Will Roberts (2011).....              | 17        |
| 9. <b>Nick Parker (2023)</b> .....    | <b>16</b> |
| Mike Vasil (2021).....                | 16        |
| Scott Silverstein (2013).....         | 16        |
| Brandon Waddell (2013).....           | 16        |
| Tyler Wilson (2011).....              | 16        |
| Danny Hultzen (2010).....             | 16        |
| Robert Morey (2010).....              | 16        |
| Danny Hultzen (2009).....             | 16        |
| Jacob Thompson (2007).....            | 16        |
| Jacob Thompson (2006).....            | 16        |
| Mike Ballard (2006).....              | 16        |
| Andrew Dobies (2004).....             | 16        |
| Brandon Creswell (2000).....          | 16        |
| Seth Greisinger (1996).....           | 16        |

## WINS

### CAREER

|                                   |    |
|-----------------------------------|----|
| 1. Danny Hultzen (2009-11).....   | 32 |
| 2. Tyler Wilson (2008-11).....    | 27 |
| Jacob Thompson (2006-08).....     | 27 |
| 4. Alec Bettinger (2014-17).....  | 22 |
| Connor Jones (2014-16).....       | 22 |
| Sean Doolittle (2005-07).....     | 22 |
| 7. Brandon Waddell (2013-15)..... | 21 |
| Joe Koshansky (2001-04).....      | 21 |
| Seth Greisinger (1994-96).....    | 21 |
| Tim Burcham (1983-85).....        | 21 |

## SEASON

|                                       |           |
|---------------------------------------|-----------|
| 1. <b>Connelly Early (2023)</b> ..... | <b>12</b> |
| Danny Hultzen (2011).....             | 12        |
| Seth Greisinger (1996).....           | 12        |
| 4. Connor Jones (2016).....           | 11        |
| Will Roberts (2011).....              | 11        |
| Danny Hultzen (2010).....             | 11        |
| Jacob Thompson (2007).....            | 11        |
| Sean Doolittle (2006).....            | 11        |
| Tim Burcham (1985).....               | 11        |
| 10. Brandon Waddell (2014).....       | 10        |
| Scott Silverstein (2013).....         | 10        |
| Tyler Wilson (2011).....              | 10        |
| Jacob Thompson (2006).....            | 10        |

## WINNING PERCENTAGE

### CAREER

#### (MINIMUM 10 DECISIONS)

|  |             |
|--|-------------|
| 1. Robert Poutier (2005-09/11-1).....      | .917        |
| 2. <b>Devin Ortiz (2018-22)/10-1</b> ..... | <b>.909</b> |
| David Rosenberger (2012-15/9-1).....       | .900        |
| Will Roberts (2009-11/18-2).....           | .900        |
| <b>Paul Kosanovich (2019-22/9-1)</b> ..... | <b>.900</b> |
| 6. Shane Halley (2009-12/14-2).....        | .875        |
| 7. Danny Hultzen (2009-11/32-5).....       | .865        |
| 8. Whit Mayberry (2010-14/18-3).....       | .857        |
| Craig Zaikow (1993-96/12-2).....           | .857        |
| 10. Mike Judkins (1971-72/10-2).....       | .833        |

## SEASON

### (MINIMUM FIVE DECISIONS)

|                                     |              |
|-------------------------------------|--------------|
| 1. Jacob Thompson (2007/11-0).....  | 1.000        |
| Tyler Wilson (2011/10-0).....       | 1.000        |
| <b>Nick Parker (2023/8-0)</b> ..... | <b>1.000</b> |
| Alec Bettinger (2017/8-0).....      | 1.000        |
| Pat McAnaney (2005/7-0).....        | 1.000        |
| Alec Bettinger (2014/6-0).....      | 1.000        |
| Whit Mayberry (2011/5-0).....       | 1.000        |
| Cody Winiarski (2010/5-0).....      | 1.000        |
| Andrew Carraway (2007/5-0).....     | 1.000        |
| West Lescanec (1980/5-0).....       | 1.000        |
| Jack Leachman (1949/5-0).....       | 1.000        |
| 12. Connor Jones (2016/11-1).....   | .916         |
| Danny Hultzen (2010/11-1).....      | .916         |

## EARNED RUN AVERAGE

### CAREER

#### (MINIMUM 100 INNINGS)

|                                   |      |
|-----------------------------------|------|
| 1. Larry Gammon (1964-67).....    | 1.97 |
| 2. Kyle Crockett (2011-13).....   | 1.98 |
| 3. Danny Hultzen (2009-11).....   | 2.08 |
| 4. Richard Spigone (1969-71)..... | 2.15 |
| 5. Josh Sborz (2013-15).....      | 2.20 |
| 6. Sean Doolittle (2005-07).....  | 2.23 |
| 7. Ed Kihm (1968-71).....         | 2.32 |
| 8. Scott Gardner (1973-75).....   | 2.44 |
| 9. Bill Spencer (1961-1962).....  | 2.48 |
| 10. Adam Haseley (2015-17).....   | 2.51 |
| Keith Liskey (1965-67).....       | 2.51 |

## SEASON

### (MINIMUM 45.0 INNINGS)

|                               |      |
|-------------------------------|------|
| 1. Robert Poutier (2005)..... | 0.73 |
| 2. Buddy Charles (1950).....  | 0.89 |
| 3. Matt Packer (2008).....    | 1.14 |
| 4. Artie Lewicki (2014).....  | 1.31 |
| 5. Danny Hultzen (2011).....  | 1.37 |
| 6. Larry Gammon (1965).....   | 1.38 |
| 7. Bill Boozer (1950).....    | 1.45 |
| 8. Jacob Thompson (2007)..... | 1.50 |
| 9. Pat McAnaney (2005).....   | 1.55 |
| 10. Whit Mayberry (2014)..... | 1.60 |

## INNINGS PITCHED

### CAREER

|                                     |       |
|-------------------------------------|-------|
| 1. Brandon Creswell (1998-01).....  | 345.1 |
| 2. Danny Hultzen (2009-11).....     | 320.0 |
| 3. Joe Koshansky (2001-04).....     | 317.2 |
| 4. Brandon Waddell (2013-15).....   | 312.2 |
| 5. Jacob Thompson (2006-08).....    | 296.0 |
| 6. Seth Greisinger (1994-96).....   | 282.1 |
| 7. Pat Daneker (1995-97).....       | 280.1 |
| 8. Connor Jones (2014-16).....      | 274.0 |
| 9. Kent Kruse (1990-93).....        | 267.2 |
| 10. Jeff Kamrath (2001-03, 05)..... | 263.2 |

## SEASON

|                                |       |
|--------------------------------|-------|
| 1. Seth Greisinger (1996)..... | 123.0 |
| 2. Danny Hultzen (2011).....   | 118.0 |
| 3. Tim Burcham (1985).....     | 117.0 |
| 4. Connor Jones (2015).....    | 115.2 |
| 5. Brandon Waddell (2014)..... | 114.0 |
| Jacob Thompson (2007).....     | 114.0 |
| 7. Nathan Kirby (2014).....    | 113.1 |
| 8. Brandon Waddell (2015)..... | 110.0 |
| 9. Andrew Dobies (2004).....   | 108.1 |
| 10. Andrew Abbott (2021).....  | 106.2 |
| Danny Hultzen (2010).....      | 106.2 |

## STRIKEOUTS

### CAREER

|                                    |     |
|------------------------------------|-----|
| 1. Danny Hultzen (2009-11).....    | 395 |
| 2. Andrew Abbott (2018-21).....    | 327 |
| 3. Seth Greisinger (1994-96).....  | 289 |
| 4. Tim Burcham (1983-85).....      | 272 |
| 5. Tyler Wilson (2008-11).....     | 267 |
| 6. Brandon Creswell (1998-01)..... | 261 |
| 7. Jacob Thompson (2006-08).....   | 248 |
| 8. Brandon Waddell (2013-15).....  | 246 |
| 9. Sean Doolittle (2005-07).....   | 243 |
| 10. Andrew Carraway (2006-09)..... | 238 |

## SEASON

|                                |     |
|--------------------------------|-----|
| 1. Danny Hultzen (2011).....   | 165 |
| 2. Andrew Abbott (2021).....   | 162 |
| 3. Tim Burcham (1985).....     | 146 |
| 4. Seth Greisinger (1996)..... | 141 |
| 5. Tyler Wilson (2011).....    | 124 |
| 6. Danny Hultzen (2010).....   | 123 |
| 7. Connor Jones (2015).....    | 113 |
| Buddy Charles (1950).....      | 113 |
| 9. Nathan Kirby (2014).....    | 112 |
| 10. Andrew Dobies (2004).....  | 109 |

## SAVES

### CAREER

|                                    |    |
|------------------------------------|----|
| 1. Casey Lambert (2004-07)*.....   | 43 |
| 2. Kevin Arico (2008-10).....      | 29 |
| 3. Branden Kline (2010-12).....    | 21 |
| 4. Nick Howard (2012-14).....      | 20 |
| 5. Tim LaVigne (1997-00).....      | 18 |
| 6. Tommy Doyle (2015-17).....      | 17 |
| Josh Sborz (2013-15).....          | 17 |
| 8. Michael Schwimer (2005-08)..... | 16 |
| 9. Todd Ruyak (1989-92).....       | 13 |
| 10. Stephen Schoch (2020-21).....  | 13 |

## SEASON

|                              |     |
|------------------------------|-----|
| 1. Nick Howard (2014).....   | 20* |
| 2. Branden Kline (2011)..... | 18  |
| Kevin Arico (2010).....      | 18  |
| 4. Josh Sborz (2015).....    | 15  |
| 5. Tommy Doyle (2017).....   | 14  |
| Michael Schwimer (2008)..... | 14  |
| Casey Lambert (2005).....    | 14  |
| 8. Kyle Crockett (2013)..... | 12  |
| Justin Thompson (2012).....  | 12  |
| 10. Kevin Arico (2009).....  | 11  |
| Casey Lambert (2007).....    | 11  |

## COMPLETE GAMES

### CAREER

|                                   |    |
|-----------------------------------|----|
| 1. Tim Burcham (1983-85).....     | 20 |
| 2. Richard Spigone (1969-71)..... | 17 |
| 3. Steve Brindle (1970-73).....   | 16 |
| Keith Liskey (1965-67).....       | 16 |
| 5. Pat Daneker (1995-97).....     | 15 |
| 6. Seth Greisinger (1994-96)..... | 14 |
| Marty Moore (1976-79).....        | 14 |
| Larry Gammon (1964-67).....       | 14 |
| 9. Mike Gordon (1979-82).....     | 13 |
| Harry Thomas (1973-76).....       | 13 |

## SEASON

|                                |    |
|--------------------------------|----|
| 1. Tim Burcham (1985).....     | 11 |
| 2. Pat Daneker (1995).....     | 8  |
| Tim Burcham (1984).....        | 8  |
| Richard Spigone (1969).....    | 8  |
| Bill Spencer (1962).....       | 8  |
| 6. Seth Greisinger (1995)..... | 7  |
| Keith Liskey (1966).....       | 7  |
| 8. Seth Greisinger (1996)..... | 6  |
| Mike Gordon (1981).....        | 6  |
| Marty Moore (1977).....        | 6  |
| Harry Hollar (1974).....       | 6  |
| Bill Kelley (1968).....        | 6  |

**Bold** indicates active player

\*Denotes ACC record

# ANNUAL BATTING LEADERS

## BATTING AVERAGE (min. 2 AB/game)

|             |                      |             |
|-------------|----------------------|-------------|
| 1964        | John Pincavage       | .309        |
| 1965        | Larry Gammon         | .286        |
| 1966        | Stewart Evans        | .293        |
| 1967        | William Curtis       | .389        |
| 1968        | Joel DeBoe           | .333        |
| 1969        | Robbin Marvin        | .327        |
| <b>1970</b> | <b>Steve Bryant</b>  | <b>.383</b> |
| 1971        | Stephen Sroba        | .315        |
| 1972        | Robbin Marvin        | .303        |
| <b>1973</b> | <b>Dan Bernstein</b> | <b>.364</b> |
| 1974        | Dan Bernstein        | .300        |
| 1975        | Dean Pallotta        | .358        |
| 1976        | Steve Norwood        | .327        |
| 1977        | David Duff           | .376        |
| 1978        | Duke Duncan          | .368        |
| 1979        | Peter Sposato        | .369        |
| 1980        | Donald Meeks         | .382        |
| <b>1981</b> | <b>Glenn Harris</b>  | <b>.425</b> |
| 1982        | Glenn Harris         | .391        |
| 1983        | George Priftis       | .357        |
| 1984        | Bill Narleski        | .366        |
| 1985        | Jeff Booker          | .427        |
| 1986        | Kent Savedge         | .392        |
| 1987        | Bill Narleski        | .384        |
| 1988        | Kevin McDonald       | .364        |
| 1989        | Chris Kughn          | .392        |
| 1990        | Bobby Rivell         | .365        |
| 1991        | Steve Cunha          | .400        |
| 1992        | Kevin Stock          | .314        |
| 1993        | Tom Crowley          | .356        |
| 1994        | Brian Buchanan       | .396        |
| 1995        | Justin Counts        | .327        |
| 1996        | Adam Robinson        | .336        |
| 1997        | Adam Robinson        | .353        |
| 1998        | Brian Sherlock       | .351        |
| 1999        | Joe Benick           | .384        |
| 2000        | Robbie Marvin        | .350        |
| 2001        | Hunter Wyant         | .363        |
| 2002        | Dan Street           | .371        |
| 2003        | Chris Sweet          | .326        |
| 2004        | Ryan Zimmerman       | .361        |
| 2005        | Ryan Zimmerman       | .393        |
| 2006        | Brandon Marsh        | .380        |
| 2007        | Greg Miclat          | .376        |
| 2008        | John Barr            | .325        |
| 2009        | Dan Grovatt          | .356        |
| 2010        | Keith Werman         | .414        |
| 2011        | David Coleman        | .362        |
| 2012        | Stephen Bruno        | .370        |
| <b>2013</b> | <b>Mike Papi</b>     | <b>.381</b> |
| 2014        | Mike Papi            | .307        |
| 2015        | Matt Thaiss          | .323        |
| 2016        | Matt Thaiss          | .375        |
| <b>2017</b> | <b>Adam Haseley</b>  | <b>.390</b> |
| 2018        | Andy Weber           | .344        |
| 2019        | Tanner Morris        | .345        |
| 2020        | Chris Newell         | .407        |
| 2021        | Kyle Teel            | .335        |
| 2022        | Jake Gelof           | .377        |
| 2023        | Kyle Teel            | .407        |

## RUNS

|             |                      |           |
|-------------|----------------------|-----------|
| 1964        | John Pincavage       | 12        |
| 1965        | Edward Carrington    | 7         |
| 1966        | Bill Curtis          | 12        |
| 1967        | Charles Hall         | 11        |
| 1968        | Steve Bryant         | 17        |
| 1969        | Robert Schultz       | 24        |
| 1970        | Steve Bryant         | 24        |
| 1971        | Robbin Marvin        | 29        |
| 1972        | Robbin Marvin        | 26        |
| <b>1973</b> | <b>Stephen Sroba</b> | <b>29</b> |
| 1974        | Pete Andersen        | 30        |
| 1975        | Pete Andersen        | 19        |
| 1976        | Robbie Emerson       | 29        |
| 1977        | David Duff           | 26        |
| 1978        | Drew Schuett         | 32        |
| 1979        | Mark Meleski         | 40        |
| 1980        | Mark Maleski         | 31        |
| 1981        | Jay West             | 47        |
| 1982        | Steve Heon           | 53        |
| 1983        | Glen Harris          | 33        |
| 1984        | Bill Narleski        | 38        |
| 1985        | Keith Kowalski       | 58        |
| 1986        | Bill Narleski        | 55        |
| 1987        | Bobby Rivell         | 47        |
| 1988        | David Guy            | 60        |
| 1989        | Chris Kughn          | 44        |
| 1990        | Bobby Rivell         | 58        |
| 1991        | Kevin Stock          | 35        |
| 1992        | Jason Cook           | 44        |
| 1993        | Jason Cook           | 40        |
| 1994        | Brian Buchanan       | 57        |
| 1995        | Justin Counts        | 49        |
| 1996        | Adam Robinson        | 55        |
| 1997        | Adam Robinson        | 53        |
| 1998        | Brian Sherlock       | 46        |
| 1999        | Tim LaVigne          | 46        |
| 2000        | Luis Giraldo         | 50        |
| 2001        | Hunter Wyant         | 48        |
| 2002        | David Stone          | 53        |
| 2003        | Joe Koshansky        | 43        |
| 2004        | Mark Reynolds        | 60        |
| 2005        | Matt Street          | 53        |
| 2006        | David Adams          | 57        |
| 2007        | Greg Miclat          | 51        |
| 2008        | Greg Miclat          | 52        |
| 2009        | Jarrett Parker       | 76        |
| 2010        | Phil Gosselin        | 67        |
| <b>2011</b> | <b>Chris Taylor</b>  | <b>63</b> |
| 2012        | Chris Taylor         | 57        |
| 2013        | Brandon Downes       | 67        |
| 2014        | Cogswell/Papi        | 55        |
| 2015        | Daniel Pinero        | 60        |
| 2016        | Ernie Clement        | 62        |
| 2017        | Adam Haseley         | 68        |
| 2018        | Andy Weber           | 42        |
| 2019        | Tanner Morris        | 56        |
| <b>2020</b> | <b>Zack Gelof</b>    | <b>24</b> |
| 2021        | Zack Gelof           | 50        |
| 2022        | Jake Gelof           | 65        |
| 2023        | Griff O'Ferrall      | 76        |

## HITS

|             |                        |            |
|-------------|------------------------|------------|
| 1964        | John Pincavage         | 21         |
| 1965        | Mack Wilcox            | 21         |
| 1966        | Stewart Evans          | 24         |
| 1967        | Charles Hall           | 23         |
| 1968        | Steve Bryant           | 34         |
| 1969        | Steve Bryant           | 37         |
| 1970        | Steve Bryant           | 41         |
| 1971        | Mike Cabbage           | 32         |
| 1972        | Robbin Marvin          | 44         |
| 1973        | Dave Bratt             | 40         |
| 1974        | Pete Andersen          | 41         |
| 1975        | Dean Pallotta          | 29         |
| 1976        | Tony Zentgraf          | 48         |
| 1977        | David Duff             | 47         |
| 1978        | Drew Schuett           | 45         |
| 1979        | Drew Schuett           | 51         |
| 1980        | Jeff Musser            | 51         |
| 1981        | Jay West               | 77         |
| 1982        | Glen Harris            | 66         |
| 1983        | George Priftis         | 45         |
| 1984        | Bill Narleski          | 60         |
| 1985        | Bill Narleski          | 79         |
| 1986        | Kent Savedge           | 71         |
| 1987        | Bill Narleski          | 71         |
| 1988        | David Guy              | 70         |
| 1989        | Chris Kughn            | 71         |
| 1990        | Bobby Rivell           | 73         |
| 1991        | Kevin O' Sullivan      | 73         |
| 1992        | Hans Martinsen         | 54         |
| 1993        | Brian Buchanan         | 65         |
| 1994        | Brian Buchanan         | 78         |
| 1995        | Justin Counts          | 68         |
| 1996        | John Galloway          | 80         |
| 1997        | Adam Robinson          | 76         |
| 1998        | Brian Sherlock         | 71         |
| 1999        | Jon Benick             | 88         |
| 2000        | Tim LaVigne            | 72         |
| 2001        | Hunter Wyant           | 86         |
| 2002        | Dan Street             | 86         |
| 2003        | Matt Street            | 74         |
| 2004        | Ryan Zimmerman         | 90         |
| 2005        | Ryan Zimmerman         | 92         |
| 2006        | Brandon Guyer          | 80         |
| 2007        | David Adams            | 84         |
| 2008        | Greg Miclat            | 77         |
| 2009        | Jarrett Parker         | 94         |
| 2010        | Phil Gosselin          | 100        |
| <b>2011</b> | <b>John Hicks</b>      | <b>92</b>  |
| 2012        | Stephen Bruno          | 88         |
| 2013        | Brandon Downes         | 80         |
| 2014        | Branden Cogswell       | 78         |
| 2015        | Pavin Smith            | 83         |
| 2016        | Ernie Clement          | 92         |
| 2017        | Adam Haseley           | 87         |
| 2018        | Andy Weber             | 72         |
| 2019        | Tanner Morris          | 77         |
| 2020        | Max Cotier             | 25         |
| <b>2021</b> | <b>Zack Gelof</b>      | <b>81</b>  |
| 2022        | Alex Tappen            | 83         |
| <b>2023</b> | <b>Griff O'Ferrall</b> | <b>108</b> |

## HOME RUNS

|             |                       |           |
|-------------|-----------------------|-----------|
| 1964        | John Pincavage        | 3         |
| 1965        | John Pincavage        | 2         |
| 1966        | Stewart Evans         | 3         |
| 1967        | Charles Hall          | 2         |
| 1968        | Joel DeBoe            | 2         |
| 1969        | Steve Bryant          | 2         |
| 1970        | Mike Cabbage          | 6         |
| 1971        | Samuel Beale          | 3         |
| 1972        | Duval White           | 2         |
| 1973        | Dean Pallotta         | 4         |
| 1974        | Pete Andersen         | 7         |
| 1975        | Pete Andersen         | 5         |
| 1976        | Tony Zentgraf         | 8         |
| 1977        | David Duff            | 6         |
| <b>1978</b> | <b>Duke Duncan</b>    | <b>11</b> |
| 1979        | Paul Thomas           | 3         |
| 1980        | William West          | 5         |
| 1981        | George Priftis        | 6         |
| 1982        | George Priftis        | 10        |
| 1983        | Tony Latham           | 3         |
| 1984        | Jeff Booker           | 8         |
| 1985        | Bill Narleski         | 9         |
| 1986        | Kent Savedge          | 14        |
| 1987        | Bill Narleski         | 7         |
| 1988        | Kevin McDonald        | 14        |
| 1989        | Doug Johns            | 5         |
| 1990        | Steve Cunha           | 12        |
| 1991        | Steve Cunha           | 5         |
| 1992        | Ron Zucchelli         | 4         |
| 1993        | Brian Buchanan        | 6         |
| 1994        | Brian Buchanan        | 22        |
| 1995        | Justin Counts         | 6         |
| 1996        | E.J. Anderson         | 14        |
| 1997        | E.J. Anderson         | 12        |
| 1998        | Brian Sherlock        | 10        |
| 1999        | Jon Benick            | 10        |
| 2000        | Luis Giraldo          | 8         |
| 2001        | Dan Street            | 9         |
| 2002        | Mark Reynolds         | 15        |
| 2003        | Joe Koshansky         | 9         |
| 2004        | Joe Koshansky         | 16        |
| 2005        | Sean Doolittle        | 11        |
| 2006        | Brandon Guyer         | 7         |
| 2007        | Brandon Guyer         | 8         |
| 2008        | Jeremy Farrell        | 11        |
| 2009        | Jarrett Parker        | 16        |
| 2010        | Phil Gosselin         | 11        |
| 2011        | Proscia/Hicks         | 8         |
| 2012        | Derek Fisher          | 7         |
| 2013        | Brandon Downes        | 10        |
| <b>2014</b> | <b>Mike Papi</b>      | <b>11</b> |
| 2015        | Matt Thaiss           | 10        |
| 2016        | Matt Thaiss           | 10        |
| 2017        | Adam Haseley          | 14        |
| 2018        | Andy Weber            | 5         |
| 2019        | Morris/Simmons/Rivoli | 5         |
| 2020        | Zack Gelof            | 5         |
| 2021        | Kyle Teel/Zack Gelof  | 9         |
| 2022        | Jake Gelof            | 21        |
| 2023        | Jake Gelof            | 23        |

## RBI

|             |                   |           |
|-------------|-------------------|-----------|
| 1964        | Mack Wilcox       | 10        |
| 1965        | Edward Carrington | 9         |
| 1966        | Ron Bugnar        | 10        |
| 1967        | Charles Hall      | 21        |
| 1968        | Charles Hall      | 10        |
| 1969        | Mike Cabbage      | 21        |
| 1970        | Mike Cabbage      | 29        |
| 1971        | Samuel Beale      | 29        |
| 1972        | Dave Bratt        | 24        |
| 1973        | Dean Pallotta     | 25        |
| 1974        | Dean Pallotta     | 29        |
| 1975        | Dean Pallotta     | 21        |
| 1976        | Tony Zentgraf     | 34        |
| 1977        | Duke Duncan       | 26        |
| 1978        | Duke Duncan       | 39        |
| 1979        | Jeff Musser       | 38        |
| 1980        | William West      | 28        |
| 1981        | Mark Meleski      | 45        |
| 1982        | George Priftis    | 57        |
| 1983        | George Priftis    | 34        |
| 1984        | Bill Narleski     | 27        |
| 1985        | Bill Narleski     | 53        |
| 1986        | Kent Savedge      | 53        |
| 1987        | Kent Savedge      | 50        |
| 1988        | Chris Kughn       | 47        |
| 1989        | Keith Lee         | 46        |
| 1990        | Mike Linder       | 56        |
| 1991        | Kevin O' Sullivan | 39        |
| 1992        | Jason Cook        | 28        |
| 1993        | Brian Buchanan    | 37        |
| 1994        | Brian Buchanan    | 66        |
| 1995        | Justin Counts     | 40        |
| 1996        | Adam Robinson     | 40        |
| 1997        | John Galloway     | 56        |
| 1998        | Brian Sherlock    | 60        |
| 1999        | Jon Benick        | 54        |
| 2000        | Tim LaVigne       | 47        |
| 2001        | Jon Benick        | 57        |
| 2002        | Dan Street        | 59        |
| 2003        | Mark Reynolds     | 46        |
| 2004        | Joe Koshansky     | 67        |
| 2005        | Ryan Zimmerman    | 59        |
| 2006        | Brandon Guyer     | 57        |
| 2007        | Sean Doolittle    | 53        |
| 2008        | Jeremy Farrell    | 54        |
| 2009        | Jarrett Parker    | 65        |
| 2010        | Steven Proscia    | 65        |
| 2011        | Proscia/Hicks     | 59        |
| 2012        | Stephen Bruno     | 54        |
| 2013        | Brandon Downes    | 59        |
| <b>2014</b> | <b>Mike Papi</b>  | <b>56</b> |
| 2015        | Kenny Towns       | 67        |
| 2016        | Matt Thaiss       | 59        |
| 2017        | Pavin Smith       | 77        |
| 2018        | Andy Weber        | 49        |
| 2019        | Kent/Rivoli       | 42        |
| 2020        | Chris Newell      | 20        |
| 2021        | Nic Kent          | 45        |
| 2022        | Jake Gelof        | 81        |
| <b>2023</b> | <b>Jake Gelof</b> | <b>90</b> |

Yearly ACC leaders denoted in **bold**



# ANNUAL PITCHING LEADERS

## APPEARANCES

|      |                  |    |
|------|------------------|----|
| 1964 | Larry Gammon     | 11 |
| 1965 | Keith Liskey     | 9  |
| 1966 | Ned Turnbull     | 11 |
| 1967 | Keith Liskey     | 10 |
| 1968 | William Kelley   | 12 |
| 1969 | David Greer      | 14 |
| 1970 | Hunter Hollar    | 12 |
| 1971 | Stephen Brindle  | 10 |
| 1972 | Stephen Brindle  | 13 |
| 1973 | Stephen Brindle  | 10 |
| 1974 | Dave Lacross     | 11 |
| 1975 | Scott Gardner    | 9  |
| 1976 | Bill Harvey      | 16 |
| 1977 | Paul Voigt       | 9  |
| 1978 | Paul Voigt       | 10 |
| 1979 | Paul Voigt       | 11 |
| 1980 | Lannie Cropper   | 17 |
| 1981 | Doug Erbaugh     | 16 |
| 1982 | John Kampschror  | 17 |
| 1983 | Andy Koontz      | 14 |
| 1984 | Yogi Biggs       | 12 |
| 1985 | Tim Burcham      | 15 |
| 1986 | Bob Dement       | 21 |
| 1987 | Mark McMillan    | 22 |
| 1988 | Todd Vick        | 21 |
| 1989 | Todd Figel       | 16 |
| 1990 | Mike Long        | 21 |
| 1991 | Todd Ruvak       | 23 |
| 1992 | Don Melroy       | 28 |
| 1993 | Don Melroy       | 20 |
| 1994 | Matt Moore       | 32 |
| 1995 | Matt Moore       | 29 |
| 1996 | Jason Sekany     | 28 |
| 1997 | Tim LaVigne      | 27 |
| 1998 | Brandon Creswell | 22 |
| 1999 | Tommy Keiper     | 20 |
| 2000 | Tim LaVigne      | 26 |
| 2001 | Greg Hansard     | 21 |
| 2002 | Alan Zimmerer    | 23 |
| 2003 | Gabe Spooner     | 23 |
| 2004 | Casey Lambert    | 29 |
| 2005 | Casey Lambert    | 27 |
| 2006 | Michael Schwimer | 36 |
| 2007 | Casey Lambert    | 28 |
| 2008 | Michael Schwimer | 26 |
| 2009 | Matt Packer      | 32 |
| 2010 | Tyler Wilson     | 31 |
| 2011 | Branden Kline    | 32 |
| 2012 | Justin Thompson  | 34 |
| 2013 | Josh Sborz       | 30 |
| 2014 | Nick Howard      | 31 |
| 2015 | Josh Sborz       | 33 |
| 2016 | Kevin Doherty    | 27 |
| 2017 | Bennett Sousa    | 24 |
| 2018 | Andrew Abbott    | 23 |
| 2019 | Kyle Whitten     | 27 |
| 2020 | Stephen Schoch   | 11 |
| 2021 | Kyle Whitten     | 27 |
| 2022 | Jay Woolfolk     |    |
|      | Dylan Bowers     | 28 |
| 2023 | Jay Woolfolk     | 30 |

## INNINGS PITCHED

|             |                      |              |
|-------------|----------------------|--------------|
| 1964        | Larry Gammon         | 57.2         |
| 1965        | Larry Gammon         | 58.2         |
| 1966        | Keith Liskey         | 75.0         |
| 1967        | Keith Liskey         | 80.0         |
| 1968        | William Kelley       | 64.0         |
| 1969        | Richard Spigone      | 89.0         |
| 1970        | Hunter Hollar        | 63.1         |
| 1971        | Stephen Brindle      | 70.0         |
| 1972        | Stephen Brindle      | 72.1         |
| <b>1973</b> | <b>David Lacross</b> | <b>70.0</b>  |
| 1974        | Barry Hollar         | 64.1         |
| 1975        | Harry Thomas         | 62.2         |
| 1976        | Harry Thomas         | 70.2         |
| 1977        | Steven Norwood       | 59.1         |
| 1978        | Marty Moore          | 54.0         |
| 1979        | Paul Voigt           | 72.2         |
| 1980        | Ricky Horton         | 66.2         |
| 1981        | Mike Gordon          | 90.3         |
| 1982        | Mike Gordon          | 81.2         |
| 1983        | John Kampschror      | 66.1         |
| 1984        | Tim Burcham          | 81.2         |
| 1985        | Tim Burcham          | 117.0        |
| 1986        | Andy Kavulich        | 81.0         |
| 1987        | David Sammons        | 76.2         |
| 1988        | Doug Johns           | 69.2         |
| 1989        | Keith Seller         | 74.2         |
| 1990        | Keith Seiler         | 64.1         |
| 1991        | Kent Kruse           | 87.1         |
| 1992        | Frank Lankford       | 84.0         |
| 1993        | Frank Lankford       | 88.1         |
| 1994        | Yates Hall           | 72.2         |
| 1995        | Seth Greisinger      | 97.2         |
| 1996        | Seth Greisinger      | 123.0        |
| 1997        | Casey Kennedy        | 81.2         |
| 1998        | Casey Kennedy        | 91.1         |
| 1999        | Brandon Creswell     | 90.1         |
| 2000        | Brandon Creswell     | 87.1         |
| 2001        | Brandon Creswell     | 100.0        |
| 2002        | Jeff Kamrath         | 96.0         |
| 2003        | Andrew Dobies        | 79.2         |
| 2004        | Andrew Dobies        | 108.1        |
| 2005        | Jeff Kamrath         | 101.2        |
| 2006        | Jacob Thompson       | 100.1        |
| 2007        | Jacob Thompson       | 114.0        |
| 2008        | Pat McAnaney         | 83.1         |
| 2009        | Danny Hultzen        | 95.1         |
| 2010        | Danny Hultzen        | 106.2        |
| 2011        | Danny Hultzen        | 118.0        |
| 2012        | Branden Kline        | 93.2         |
| 2013        | Scott Silverstein    | 91.1         |
| 2014        | Brandon Waddell      | 114.0        |
| <b>2015</b> | <b>Connor Jones</b>  | <b>115.2</b> |
| 2016        | Connor Jones         | 103.2        |
| 2017        | Daniel Lynch         | 77.1         |
| 2018        | Derek Casey          | 95.2         |
| 2019        | Noah Murdock         | 74.1         |
| 2020        | Mike Vasil           | 22.0         |
| 2021        | Andrew Abbott        | 106.2        |
| 2022        | Nate Savino          | 78.0         |
| 2023        | Brian Edgington      | 88.1         |

## WINS

|             |  |           |
|-------------|--|-----------|
| 1964        | Ned Turnbull                                     | 4         |
| 1965        | Larry Gammon                                     | 4         |
| 1966        | Ned Turnbull                                     | 3         |
| 1967        | Keith Liskey                                     | 5         |
| 1968        | William Kelley                                   | 3         |
| 1969        | Richard Spigone                                  | 7         |
| 1970        | Richard Spigone                                  | 5         |
| 1971        | Stephen Brindle                                  | 7         |
| 1972        | Stephen Brindle                                  | 5         |
| 1973        | Stephen Brindle                                  | 4         |
| 1974        | Harry Thomas                                     | 5         |
| 1975        | Scott Gardner                                    | 6         |
| 1976        | Greg Haden                                       | 5         |
| 1977        | West Lescanec                                    | 3         |
| 1978        | West Lescanec                                    | 4         |
| 1979        | Paul Voigt                                       | 6         |
| 1980        | West Lescanec                                    | 5         |
| 1981        | Mike Gordon/<br>Charlie Thomas                   | 6         |
| 1982        | John Kampschror                                  | 5         |
| 1983        | John Kampschror                                  | 3         |
| 1984        | Tim Burcham                                      | 7         |
| <b>1985</b> | <b>Tim Burcham</b>                               | <b>11</b> |
| 1986        | Andy Kavulich                                    | 7         |
| 1987        | Andy Kavulich                                    | 5         |
| 1988        | Mike Long  | 6         |
| 1989        | Keith Seller                                     | 6         |
| 1990        | Doug Johns                                       | 4         |
| 1991        | Steve Lindner                                    | 5         |
| 1992        | Frank Lankford                                   | 5         |
| 1993        | Tom Crowley                                      | 5         |
| 1994        | Yates Hall                                       | 6         |
| 1995        | Seth Greisinger                                  | 6         |
| 1996        | Seth Greisinger                                  | 12        |
| 1997        | Geoff Zawatski                                   | 7         |
| 1998        | Kevin ShROUT                                     | 6         |
| 1999        | Brandon Creswell                                 | 6         |
| 2000        | Brandon Creswell                                 | 5         |
| 2001        | Brandon Creswell                                 | 7         |
| 2002        | Jeff Kamrath                                     | 7         |
| 2003        | Joe Koshansky                                    | 7         |
| 2004        | Matt Avery                                       | 7         |
| 2005        | Jeff Kamrath                                     | 9         |
| 2006        | Sean Doolittle                                   | 11        |
| 2007        | Jacob Thompson                                   | 11        |
| 2008        | Matt Packer                                      | 6         |
| 2009        | Andrew Carraway<br>Danny Hultzen<br>Tyler Wilson | 9         |
| 2010        | Danny Hultzen                                    | 11        |
| 2011        | Danny Hultzen                                    | 12        |
| 2012        | Shane Halley                                     | 9         |
| 2013        | Scott Silverstein                                | 10        |
| 2014        | Brandon Waddell                                  | 10        |
| 2015        | Connor Jones/<br>Josh Sborz                      | 7         |
| 2016        | Connor Jones                                     | 11        |
| 2017        | Alec Bettinger                                   | 8         |
| 2018        | Derek Casey                                      | 7         |
| 2019        | Chesdin Harrington                               | 5         |
| 2020        | Andrew Abbott<br>Blake Bales<br>Griff McGarry    | 3         |
| 2021        | Andrew Abbott                                    | 9         |
| 2022        | Brian Gursky                                     | 7         |
| 2023        | Connelly Early                                   | 12        |

## ERA (Minimum 45.0 IP)

|             |                        |              |
|-------------|------------------------|--------------|
| 1964        | Earle Wentz            | 1.50         |
| 1965        | Larry Gammon           | 1.38         |
| 1966        | Ned Turnbull           | 3.02         |
| 1967        | Keith Liskey           | 2.25         |
| 1968        | Hunter Hollar          | 3.00         |
| 1969        | Edward Kihm            | 1.88         |
| 1970        | Richard Spigone        | 2.36         |
| 1971        | Edward Kihm            | 1.76         |
| 1972        | William Judkins        | 1.47         |
| 1973        | Dave Lacross           | 1.67         |
| 1974        | Bill Harvey            | 1.50         |
| 1975        | Scott Gardner          | 2.43         |
| 1976        | Greg Haden             | 3.57         |
| 1977        | Steven Norwood         | 1.90         |
| 1978        | West Lescanec          | 2.09         |
| 1979        | Paul Voigt             | 2.60         |
| 1980        | Ricky Horton           | 2.70         |
| 1981        | John Kampschror        | 3.36         |
| 1982        | Todd Kirtley           | 4.15         |
| 1983        | Andy Koontz            | 3.38         |
| 1984        | Tim Burcham            | 2.53         |
| <b>1985</b> | <b>Tim Burcham</b>     | <b>1.77</b>  |
| 1986        | Bob Dement             | 2.70         |
| 1987        | David Sammons          | 4.93         |
| 1988        | Adam Syrek             | 2.83         |
| 1989        | Kevin Stock            | 3.04         |
| 1990        | Tony Moore             | 4.30         |
| 1991        | Steve Lindner          | 1.43         |
| 1992        | Deron Dowhower         | 2.25         |
| 1993        | Don LeRoy              | 3.00         |
| 1994        | Derrick Cusick         | 3.54         |
| 1995        | Patrick Daneker        | 3.57         |
| <b>1996</b> | <b>Seth Greisinger</b> | <b>1.76</b>  |
| 1997        | Andy Lee               | 2.70         |
| 1998        | Bradley Nuckols        | 2.52         |
| 1999        | Jon Metzger            | 3.53         |
| 2000        | Dan Street             | 0.69         |
| 2001        | Dan Street             | 2.76         |
| 2002        | Jeff Kamrath           | 3.28         |
| 2003        | Mike Ballard           | 1.93         |
| 2004        | Casey Lambert          | 2.54         |
| 2005        | Jeff Kamrath           | 2.12         |
| 2006        | Sean Doolittle         | 2.38         |
| <b>2007</b> | <b>Jacob Thompson</b>  | <b>1.50</b>  |
| <b>2008</b> | <b>Matt Packer</b>     | <b>1.14*</b> |
| 2009        | Danny Hultzen          | 2.17         |
| 2010        | Danny Hultzen          | 2.78         |
| <b>2011</b> | <b>Danny Hultzen</b>   | <b>1.37</b>  |
| 2012        | Kyle Crockett          | 2.15         |
| 2013        | Scott Silverstein      | 3.15         |
| 2014        | Nathan Kirby           | 2.06         |
| <b>2015</b> | <b>Josh Sborz</b>      | <b>1.60</b>  |
| 2016        | Adam Haseley           | 1.73         |
| 2017        | Alec Bettinger         | 2.43         |
| 2018        | Andrew Abbott          | 3.18         |
| 2019        | Chesdin Harrington     | 3.49         |
| 2020        | Griff McGarry          | 1.35         |
| 2021        | Andrew Abbott          | 2.87         |
| 2022        | Nate Savino            | 3.69         |
| 2023        | Connelly Early         | 3.09         |

## STRIKEOUTS

|             |                      |            |
|-------------|----------------------|------------|
| 1964        | Larry Gammon         | 50         |
| 1965        | Larry Gammon         | 30         |
| <b>1966</b> | <b>Ned Turnbull</b>  | <b>84</b>  |
| 1967        | Keith Liskey         | 54         |
| 1968        | William Kelley       | 42         |
| 1969        | Richard Spigone      | 77         |
| 1970        | Richard Spigone      | 63         |
| 1971        | Edward Kihm          | 67         |
| 1972        | Stephen Brindle      | 53         |
| 1973        | Dave Lacross         | 48         |
| 1974        | Barry Hollar         | 55         |
| 1975        | Harry Thomas         | 42         |
| 1976        | Harry Thomas         | 65         |
| 1977        | Steven Norwood       | 68         |
| 1978        | Marty Moore          | 43         |
| 1979        | Paul Voigt           | 62         |
| 1980        | Ricky Horton         | 70         |
| <b>1981</b> | <b>Mike Gordon</b>   | <b>87</b>  |
| 1982        | Mike Gordon          | 46         |
| 1983        | Tim Burcham          | 39         |
| 1984        | Tim Burcham          | 87         |
| <b>1985</b> | <b>Tim Burcham</b>   | <b>146</b> |
| 1986        | Andy Kavulich        | 58         |
| 1987        | David Sammons        | 51         |
| 1988        | Doug Johns           | 55         |
| 1989        | Keith Seller         | 63         |
| 1990        | Kent Kruse           | 58         |
| 1991        | Kent Kruse           | 76         |
| 1992        | Frank Lankford       | 62         |
| 1993        | Frank Lankford       | 81         |
| 1994        | Yates Hall           | 104        |
| 1995        | Seth Greisinger      | 97         |
| 1996        | Seth Greisinger      | 141        |
| 1997        | Casey Kennedy        | 48         |
| 1998        | Kevin ShROUT         | 93         |
| 1999        | Brandon Creswell     | 84         |
| 2000        | Kevin ShROUT         | 61         |
| 2001        | Brandon Creswell     | 75         |
| 2002        | Jeff Kamrath         | 67         |
| 2003        | Andrew Dobies        | 72         |
| 2004        | Andrew Dobies        | 109        |
| 2005        | Jeff Kamrath         | 80         |
| 2006        | Sean Doolittle       | 108        |
| 2007        | Jacob Thompson       | 101        |
| 2008        | Pat McAnaney         | 93         |
| 2009        | Danny Hultzen        | 107        |
| <b>2010</b> | <b>Danny Hultzen</b> | <b>123</b> |
| <b>2011</b> | <b>Danny Hultzen</b> | <b>165</b> |
| 2012        | Branden Kline        | 94         |
| 2013        | Brandon Waddell      | 84         |
| 2014        | Nathan Kirby         | 112        |
| 2015        | Connor Jones         | 113        |
| 2016        | Connor Jones         | 72         |
| 2017        | Alec Bettinger       | 71         |
| 2018        | Derek Casey          | 106        |
| 2019        | Noah Murdock         | 69         |
| 2020        | Griff McGarry        | 31         |
| <b>2021</b> | <b>Andrew Abbott</b> | <b>162</b> |
| 2022        | Brian Gursky         | 84         |
| 2023        | Connelly Early       | 100        |

ACC leader denoted in **bold**  
\* denotes NCAA leader

# SINGLE-SEASON TEAM RECORDS

## BATTING

### Batting Average

|     |             |             |
|-----|-------------|-------------|
| 1.  | .333        | 1985        |
| 2.  | <b>.332</b> | <b>2023</b> |
| 3.  | .331        | 2010        |
| 4.  | .328        | 1981        |
| 5.  | .327        | 2009        |
| 6.  | .325        | 1988        |
| 7.  | .322        | 2006        |
| 7.  | .321        | 2017        |
| 9.  | .317        | 1986        |
| 10. | .314        | 2007        |

### At-Bats

|     |             |             |
|-----|-------------|-------------|
| 1.  | 2343        | 2009        |
| 2.  | 2334        | 2011        |
| 3.  | <b>2310</b> | <b>2023</b> |
|     | 2310        | 2015        |
| 5.  | 2305        | 2014        |
| 6.  | 2295        | 2010        |
| 7.  | 2162        | 1996        |
| 8.  | 2157        | 2013        |
| 9.  | 2156        | 2007        |
| 10. | 2145        | 2021        |

### Hits

|    |            |             |
|----|------------|-------------|
| 1. | 767        | 2009        |
| 2. | <b>766</b> | <b>2023</b> |
| 3. | 759        | 2010        |
| 4. | 709        | 2011        |
| 5. | 687        | 2006        |
| 6. | 673        | 2013        |
| 7. | 667        | 2007        |
| 8. | 662        | 2017        |
| 9. | 645        | 2016        |
|    | 645        | 2014        |

### Runs

|     |            |             |
|-----|------------|-------------|
| 1.  | <b>582</b> | <b>2023</b> |
| 2.  | 525        | 2010        |
| 3.  | 507        | 2009        |
| 4.  | 499        | 2022        |
| 5.  | 489        | 2013        |
| 6.  | 471        | 2011        |
| 7.  | 467        | 1985        |
| 8.  | 464        | 2006        |
| 9.  | 459        | 2017        |
| 10. | 438        | 1988        |

### Runs/Game

|     |             |             |
|-----|-------------|-------------|
| 1.  | <b>8.95</b> | <b>2023</b> |
| 2.  | 8.65        | 1985        |
| 3.  | 8.60        | 2022        |
| 4.  | 8.42        | 1988        |
| 5.  | 8.08        | 2010        |
| 6.  | 7.98        | 1981        |
| 7.  | 7.80        | 2009        |
|     | 7.80        | 1982        |
| 9.  | 7.78        | 2017        |
| 10. | 7.48        | 2006        |

### Doubles

|     |            |             |
|-----|------------|-------------|
| 1.  | <b>172</b> | <b>2023</b> |
| 2.  | 160        | 2010        |
| 3.  | 148        | 2011        |
| 4.  | 138        | 2009        |
| 5.  | 134        | 2013        |
| 6.  | 126        | 2016        |
| 7.  | 125        | 1985        |
| 8.  | 122        | 2006        |
| 9.  | 122        | 1997        |
| 10. | 120        | 2008        |

### Triples

|    |    |      |
|----|----|------|
| 1. | 32 | 2012 |
|    | 32 | 2010 |
| 3. | 31 | 2013 |
| 4. | 28 | 2009 |
| 5. | 27 | 1993 |
| 6. | 22 | 2006 |
| 7. | 20 | 2004 |
| 8. | 19 | 2016 |
| 9. | 18 | 2017 |
|    | 18 | 2008 |

### Home Runs

|     |           |             |
|-----|-----------|-------------|
| 1.  | <b>83</b> | <b>2023</b> |
| 2.  | 75        | 2022        |
| 3.  | 67        | 1988        |
| 4.  | 62        | 1996        |
| 5.  | 61        | 2017        |
|     | 61        | 2010        |
| 7.  | 60        | 2002        |
| 8.  | 59        | 2009        |
|     | 59        | 1998        |
| 10. | 58        | 1997        |

### Home Runs/Game

|     |             |             |
|-----|-------------|-------------|
| 1.  | 1.41        | 1978        |
| 2.  | 1.29        | 1988        |
|     | 1.29        | 2022        |
| 4.  | <b>1.28</b> | <b>2023</b> |
| 5.  | 1.16        | 1986        |
| 6.  | 1.12        | 1982        |
| 7.  | 1.07        | 1998        |
|     | 1.07        | 1997        |
| 9.  | 1.05        | 2002        |
| 10. | 1.04        | 1987        |

### Runs Batted In

|     |            |             |
|-----|------------|-------------|
| 1.  | <b>533</b> | <b>2023</b> |
| 2.  | 484        | 2010        |
| 3.  | 468        | 2009        |
| 4.  | 458        | 2013        |
|     | 458        | 2022        |
| 6.  | 432        | 2011        |
| 7.  | 416        | 2017        |
|     | 416        | 2006        |
| 9.  | 411        | 1985        |
| 10. | 396        | 2007        |

### Total Bases

|     |             |             |
|-----|-------------|-------------|
| 1.  | <b>1215</b> | <b>2023</b> |
| 2.  | 1166        | 2010        |
| 3.  | 1138        | 2009        |
| 4.  | 998         | 2013        |
| 5.  | 990         | 2022        |
| 6.  | 986         | 2017        |
| 7.  | 964         | 2011        |
| 8.  | 935         | 2016        |
| 9.  | 928         | 2006        |
| 10. | 922         | 1985        |

### Slugging Pct.

|     |             |             |
|-----|-------------|-------------|
| 1.  | <b>.526</b> | <b>2023</b> |
| 2.  | .508        | 2010        |
| 3.  | .499        | 1988        |
| 4.  | .486        | 2009        |
|     | <b>.486</b> | <b>2022</b> |
| 6.  | .478        | 2017        |
| 7.  | .470        | 1978        |
|     | .470        | 1997        |
| 9.  | .463        | 2013        |
| 10. | .448        | 2002        |

### On Base Pct.

|     |             |             |
|-----|-------------|-------------|
| 1.  | <b>.426</b> | <b>2023</b> |
| 2.  | .421        | 1985        |
| 3.  | .420        | 1983        |
| 4.  | .414        | 1986        |
| 5.  | .413        | 2010        |
| 6.  | .411        | 2006        |
| 7.  | .408        | 2013        |
| 8.  | .407        | 1984        |
|     | .407        | 2022        |
| 10. | .405        | 2017        |

### Sacrifice Bunts

|     |     |      |
|-----|-----|------|
| 1.  | 87* | 2014 |
| 2.  | 85  | 2012 |
| 3.  | 63  | 2006 |
| 4.  | 60  | 2011 |
| 5.  | 57  | 2016 |
|     | 57  | 2004 |
| 7.  | 54  | 2015 |
| 8.  | 53  | 2007 |
| 9.  | 51  | 2005 |
| 10. | 50  | 2017 |
|     | 50  | 2013 |

### Sacrifice Flies

|    |           |             |
|----|-----------|-------------|
| 1. | 50        | 2010        |
| 2. | 45        | 2013        |
| 3. | 40        | 2009        |
| 4. | 39        | 2017        |
|    | 39        | 2006        |
| 6. | 37        | 2011        |
| 7. | 36        | 2012        |
| 8. | 35        | 1985        |
| 9. | 33        | 2019        |
|    | <b>33</b> | <b>2022</b> |

### Stolen Bases

|     |     |      |
|-----|-----|------|
| 1.  | 134 | 2008 |
| 2.  | 128 | 2007 |
| 3.  | 125 | 1990 |
| 4.  | 119 | 2009 |
| 5.  | 115 | 2006 |
| 6.  | 98  | 2004 |
| 7.  | 93  | 2010 |
| 8.  | 90  | 2011 |
| 9.  | 86  | 1997 |
| 10. | 85  | 1988 |

### Stolen Bases/ Game

|     |      |      |
|-----|------|------|
| 1.  | 2.31 | 1990 |
| 2.  | 2.16 | 2008 |
| 3.  | 2.09 | 2007 |
| 4.  | 2.04 | 1981 |
| 5.  | 1.85 | 2006 |
| 6.  | 1.83 | 2009 |
| 7.  | 1.69 | 1982 |
| 8.  | 1.66 | 2004 |
| 9.  | 1.63 | 1988 |
| 10. | 1.59 | 1997 |

### Hit By Pitch

|     |           |             |
|-----|-----------|-------------|
| 1.  | 102       | 2011        |
| 2.  | 98        | 2012        |
| 3.  | 86        | 2006        |
| 4.  | <b>82</b> | <b>2023</b> |
| 5.  | 77        | 2005        |
| 6.  | 76        | 2004        |
| 7.  | 74        | 2007        |
| 8.  | 73        | 2014        |
| 9.  | 70        | 2013        |
| 10. | 68        | 2015        |

## PITCHING

### ERA

|     |      |      |
|-----|------|------|
| 1.  | 1.77 | 1950 |
| 2.  | 2.23 | 2014 |
|     | 2.23 | 1971 |
| 4.  | 2.24 | 2011 |
| 5.  | 2.43 | 1968 |
| 6.  | 2.74 | 2005 |
| 7.  | 2.81 | 2007 |
|     | 2.81 | 1965 |
|     | 2.81 | 1970 |
| 10. | 2.91 | 1967 |

### Innings Pitched

|     |              |             |
|-----|--------------|-------------|
| 1.  | 626.0        | 2014        |
| 2.  | 613.1        | 2015        |
| 3.  | 612.0        | 2011        |
| 4.  | 583.0        | 2009        |
| 5.  | 581.1        | 2010        |
| 6.  | <b>573.1</b> | <b>2023</b> |
| 7.  | 563.1        | 1996        |
| 8.  | 560.0        | 2021        |
| 9.  | 556.2        | 2013        |
| 10. | 553.2        | 2007        |

### Strikeouts

|     |            |             |
|-----|------------|-------------|
| 1.  | 687        | 2021        |
| 2.  | 664        | 2011        |
| 3.  | <b>627</b> | <b>2023</b> |
| 4.  | 598        | 2022        |
| 5.  | 593        | 2009        |
| 6.  | 569        | 2018        |
| 7.  | 561        | 2014        |
| 8.  | 551        | 2008        |
| 9.  | 550        | 2015        |
| 10. | 547        | 2010        |

### Strikeouts/9 Inn.

|     |             |             |
|-----|-------------|-------------|
| 1.  | 11.00       | 2021        |
| 2.  | 10.88       | 1949        |
| 3.  | 10.53       | 2018        |
| 4.  | 10.52       | 2022        |
| 5.  | <b>9.82</b> | <b>2023</b> |
| 6.  | 9.76        | 2011        |
| 7.  | 9.15        | 2009        |
|     | 9.15        | 2019        |
| 9.  | 9.12        | 1994        |
| 10. | 9.05        | 2008        |

### BB/9 Innings

|     |      |      |
|-----|------|------|
| 1.  | 1.72 | 1947 |
| 2.  | 2.28 | 2011 |
| 3.  | 2.36 | 2013 |
| 4.  | 2.55 | 2006 |
| 5.  | 2.71 | 2007 |
| 6.  | 2.72 | 1967 |
| 7.  | 2.74 | 2005 |
| 8.  | 2.78 | 2009 |
| 9.  | 2.87 | 2014 |
| 10. | 2.97 | 2004 |

### Complete Games

|     |    |      |
|-----|----|------|
| 1.  | 22 | 1974 |
| 2.  | 12 | 2001 |
|     | 12 | 1965 |
|     | 12 | 1967 |
|     | 12 | 1968 |
|     | 12 | 1982 |
| 7.  | 11 | 1996 |
| 8.  | 10 | 1986 |
| 9.  | 7  | 1993 |
| 10. | 6  | 2000 |

### Saves

|     |           |             |
|-----|-----------|-------------|
| 1.  | 25        | 2015        |
|     | 25        | 2010        |
| 3.  | 24        | 2014        |
| 4.  | 21        | 2011        |
| 5.  | 19        | 2008        |
| 6.  | 18        | 2009        |
| 7.  | 17        | 2005        |
| 8.  | 16        | 2013        |
|     | <b>16</b> | <b>2023</b> |
| 10. | 15        | 2017        |
|     | 15        | 2007        |

### Shutouts

|    |          |             |
|----|----------|-------------|
| 1. | 16*      | 2011        |
| 2. | 11       | 2005        |
| 3. | 10       | 2006        |
| 4. | 9        | 2013        |
|    | 9        | 2007        |
| 6. | 8        | 2014        |
| 7. | 7        | 2018        |
|    | 7        | 2022        |
| 9. | 6        | 1996        |
|    | 6        | 2021        |
|    | <b>6</b> | <b>2023</b> |

## MISC.

### Fielding Pct.

|     |       |      |
|-----|-------|------|
| 1.  | .981* | 2014 |
| 2.  | .978  | 2011 |
|     | .978  | 2023 |
| 4.  | .977  | 2010 |
|     | .977  | 2019 |
| 6.  | .975  | 2005 |
|     | .975  | 2021 |
| 8.  | .974  | 2017 |
| 9.  | .973  | 2004 |
| 10. | .972  | 2012 |
|     | .972  | 2009 |
|     | .972  | 2018 |
|     | .972  | 2022 |

### Team Wins

|    |           |             |
|----|-----------|-------------|
| 1. | 56        | 2011        |
| 2. | 53        | 2014        |
| 3. | 51        | 2010        |
| 4. | 50        | 2013        |
|    | <b>50</b> | <b>2023</b> |
| 6. | 49        | 2009        |
| 7. | 47        | 2006        |
| 8. | 45        | 2007        |
| 9. | 44        | 2015        |
|    | 44        | 2004        |
|    | 44        | 1996        |

### Team Losses

|     |    |      |
|-----|----|------|
| 1.  | 35 | 1999 |
| 2.  | 34 | 1994 |
| 3.  | 32 | 2002 |
|     | 32 | 1990 |
| 5.  | 31 | 2001 |
|     | 31 | 2000 |
| 7.  | 30 | 1993 |
|     | 30 | 1992 |
|     | 30 | 1987 |
| 10. | 29 | 1995 |

### Consecutive Wins

|    |           |             |
|----|-----------|-------------|
| 1. | 19        | 2009        |
| 2. | 14        | 2013        |
|    | 14        | 2010        |
|    | 14        | 2004        |
|    | 14        | 2022        |
|    | <b>14</b> | <b>2023</b> |
| 7. | 13        | 2011        |
|    | 13        | 2007        |
| 9. | 12        | 2011        |
|    | 12        | 2004        |

\*denotes  
ACC records

\*\*2020 Per game  
statistics did not  
count towards team  
season records



# NATIONAL AWARDS AND HONORS

## ABCA ALL-AMERICANS

**1996** Seth Greisinger, P ... 1st  
**2006** Sean Doolittle, UTL .2nd  
**2007** Jacob Thompson, RHP (1st)  
**2009** Danny Hultzen, UTL... 1st  
**2009** Jarrett Parker, OF .....2nd  
**2010** Danny Hultzen, LHP.. 1st  
**2010** Kevin Arico, RHP .....2nd  
**2011** Danny Hultzen, LHP.. 1st  
**2011** Branden Kline, RHP..2nd  
**2011** John Hicks, C ..... 3rd  
**2013** Mike Papi, OF ..... 1st  
**2014** Nathan Kirby, SP ..... 1st  
**2014** Nick Howard, RP .....2nd  
**2016** Connor Jones, SP .... 1st  
**2017** Adam Haseley, OF .... 1st  
**2021** Andrew Abbott, SP ...2nd  
**2022** Jake Gelof, 3B .....2nd  
**2023** Kyle Teel, C ..... 1st  
**2023** Griff O’Ferrall ..... 3rd

## BASEBALL AMERICA

### ALL-AMERICANS

**1985** Tim Burcham, P .....2nd  
**1994** Brian Buchanan, OF . 1st  
**1996** Seth Greisinger, P .... 1st  
**2004** Joe Koshansky, UTL . 3rd  
**2005** Ryan Zimmerman, 3B2nd  
**2006** Sean Doolittle, UTL ..2nd  
**2007** Jacob Thompson, RHP1st  
**2009** Jarrett Parker, OF .....2nd  
**2009** Danny Hultzen, UTL.. 3rd  
**2010** Danny Hultzen, LHP..2nd  
**2011** Danny Hultzen, UTL... 1st  
**2013** Mike Papi, OF ..... 1st  
**2014** Nathan Kirby, SP ..... 1st  
**2016** Connor Jones, SP ....2nd  
**2016** Matt Thaiss, DH.....2nd  
**2016** Adam Haseley, UTL .. 3rd  
**2017** Adam Haseley, OF .... 1st  
**2021** Andrew Abbott, SP ... 3rd  
**2022** Jake Gelof, 3B ..... 3rd  
**2023** Kyle Teel, C ..... 1st

## COLLEGIATE BASEBALL/ LOUISVILLE SLUGGER

### ALL-AMERICANS

**1994** Brian Buchanan, OF .2nd  
**1996** Seth Greisinger, P .... 1st  
**2004** Joe Koshansky, UTL .2nd  
**2006** Sean Doolittle, 1B ...2nd  
**2007** Jacob Thompson, RHP1st  
**2007** Sean Doolittle, UTL.. 3rd  
**2009** Jarrett Parker, OF ..... 3rd  
**2010** Kevin Arico, RHP ..... 1st  
**2010** Danny Hultzen, LHP.. 1st  
**2010** Phil Gosselin, OF ..... 3rd  
**2011** Danny Hultzen, UTL.. 1st  
**2011** Branden Kline, RHP..2nd  
**2011** John Hicks, C ..... 3rd  
**2014** Nathan Kirby, LHP .... 1st  
**2014** Nick Howard, RHP.... 3rd  
**2015** Matt Thaiss, C ..... 3rd

**2016** Connor Jones, RHP ..2nd  
**2016** Matt Thaiss, C ..... 3rd  
**2017** Adam Haseley, UTL ..2nd  
**2018** Andy Weber, 2B ..... 3rd  
**2020** Zack Gelof, 3B.....2nd  
**2020** Chris Newell, OF .....2nd  
**2021** Andrew Abbott, SP ...2nd  
**2022** Devin Ortiz, UTL.....2nd  
**2022** Jake Gelof, 3B ..... 3rd  
**2023** Kyle Teel, C ..... 1st  
**2023** Jake Gelof, 3B .....2nd  
**2023** Connelly Early, LHP .. 3rd

## D1BASEBALL ALL-AMERICANS

**2016** Matt Thaiss, C .....2nd  
**2016** Connor Jones, SP ....2nd  
**2017** Adam Haseley, OF .... 1st  
**2021** Andrew Abbott, SP ...2nd  
**2022** Jake Gelof, 3B ..... 3rd  
**2023** Kyle Teel, C ..... 1st

## NCBWA ALL-AMERICANS

**2005** Ryan Zimmerman, 3B . 3rd  
**2006** Sean Doolittle, UTL ..2nd  
**2007** Jacob Thompson, SP....1st  
**2008** Michael Schwimer, RP 3rd  
**2009** Danny Hultzen, UTL..2nd  
**2009** Jarrett Parker, OF .....2nd  
**2010** Kevin Arico, RP ..... 1st  
**2010** Danny Hultzen, SP ... 1st  
**2010** Phil Gosselin, OF ..... 3rd  
**2011** Danny Hultzen, UTL.. 1st  
**2011** Branden Kline, RP....2nd  
**2011** Will Roberts, SP.....2nd  
**2013** Kyle Crockett, RP ..... 3rd  
**2014** Nathaniel Kirby, SP .....2nd  
**2015** Matt Thaiss, C ..... 3rd  
**2016** Connor Jones, SP .... 1st  
**2016** Matt Thaiss, C ..... 3rd  
**2016** Adam Haseley, UTL .. 3rd  
**2017** Adam Haseley, UTL ..2nd  
**2017** Tommy Doyle, RP ..... 3rd  
**2021** Blake Bales, RP .....2nd  
**2021** Andrew Abbott, SP ... 3rd  
**2022** Devin Ortiz, UTL .....2nd  
**2022** Jake Gelof, 3B ..... 3rd  
**2022** Alex Tappen, OF ..... 3rd  
**2023** Kyle Teel, C ..... 1st  
**2023** Connelly Early, LHP .. 1st  
**2023** Jake Gelof, 3B .....2nd

## PERFECT GAME ALL-AMERICANS

**2011** Danny Hultzen, UTL.. 1st  
**2011** Branden Kline, RP...2nd  
**2013** Mike Papi, OF .....2nd  
**2014** Nathan Kirby, SP ..... 1st  
**2014** Nick Howard, RP .....2nd  
**2014** Mike Papi, DH.....2nd  
**2016** Connor Jones, SP .... 1st  
**2016** Matt Thaiss, DH..... 3rd  
**2016** Adam Haseley, UTL . 3rd

**2017** Adam Haseley, UTL .2nd  
**2021** Andrew Abbott, SP ...2nd  
**2022** Jake Gelof, 3B ..... 3rd  
**2023** Kyle Teel, C ..... 1st  
**2023** Connelly Early, LHP ..2nd  
**2023** Jake Gelof, 3B ..... 3rd

## RIVAL.COM ALL-AMERICANS

**2007** Jacob Thompson, SP 1st  
**2007** Sean Doolittle, UTL ..2nd  
**2009** Jarrett Parker, OF ..... 1st  
**2010** Danny Hultzen, LHP.. 1st

## COLLEGE BASEBALL INSIDER ALL-AMERICANS

**2004** Joe Koshansky, UTL . 1st  
**2004** Ryan Zimmerman, 3B .. HM  
**2006** Sean Doolittle, UTL ..2nd  
**2007** Jacob Thompson, SP 1st

## USA TODAY SPORTS WEEKLY ALL-AMERICANS

**2004** Joe Koshansky, UTL .2nd

## COSIDA/CSC ACADEMIC TEAM MEMBER OF THE YEAR

**2023** Jake Gelof, 3B

## COSIDA/CSC ACADEMIC ALL-AMERICANS

**1970** Steve Bryant, OF ..... 1st  
**1972** Mike Judkins, P ..... 3rd  
**1982** Kevin Clarke, DH..... 3rd  
**1983** Kevin Clarke, OF ..... 3rd  
**1984** Kevin Clarke, OF ..... 1st  
**1990** Richard Sharff, 3B ...2nd  
**2001** David Stone, OF ..... 3rd  
**2002** David Stone, OF .....2nd  
**2010** Danny Hultzen, P .....2nd  
**2011** Danny Hultzen, P ..... 1st  
**2022** Jake Gelof, 3B ..... 1st  
**2023** Jake Gelof, 3B ..... 1st

## BUSTER POSEY NATIONAL COLLEGIATE CATCHER OF THE YEAR

**2023** Kyle Teel

## JOHN OLERUD TWO-WAY PLAYER AWARD

**2011** Danny Hultzen

## ABCA/RAWLINGS GOLD GLOVE AWARD

**2010** Jarrett Parker  
**2023** Ethan O’Donnell

## LOWE’S SENIOR CLASS AWARD

**2011** Tyler Wilson

## COLLEGIATE BASEBALL FRESHMAN OF THE YEAR

**2020** Chris Newell

## GOLDEN SPIKES AWARD FINALISTS

**1996** Seth Greisinger  
**2011** Danny Hultzen  
**2017** Adam Haseley

## GOLDEN SPIKES AWARD SEMIFINALISTS

**2007** Jacob Thompson  
**2007** Sean Doolittle  
**2008** Pat McAnaney  
**2010** Danny Hultzen  
**2011** Danny Hultzen  
**2014** Nathan Kirby  
**2016** Connor Jones  
**2017** Pavin Smith  
**2017** Adam Haseley  
**2021** Andrew Abbott  
**2022** Jake Gelof  
**2023** Jake Gelof  
**2023** Kyle Teel



in 2023, Kyle Teel became UVA's first player ever to garner First Team All-America honors from six different publications

# NATIONAL AWARDS AND HONORS

## DICK HOWSER TROPHY FINALISTS

2004 Joe Koshanksy

## DICK HOWSER TROPHY SEMIFINALISTS

2004 Joe Koshanksy  
2007 Sean Doolittle  
2007 Jacob Thompson  
2010 Danny Hultzen  
2011 Danny Hultzen  
2011 Will Roberts  
2016 Connor Jones  
2016 Matt Thaiss  
2017 Adam Haseley  
2022 Jake Gelof  
2023 Jake Gelof  
2023 Kyle Teel

## ABCA

### NATIONAL COACH OF THE YEAR

2015 Brian O'Connor

## BASEBALL AMERICA

### NATIONAL COACH OF THE YEAR

2015 Brian O'Connor

## COLLEGIATE BASEBALL

### NATIONAL COACH OF THE YEAR

2015 Brian O'Connor

## D1BASEBALL

### NATIONAL COACH OF THE YEAR

2015 Brian O'Connor

## COLLEGE BASEBALL INSIDER

### NATIONAL COACH OF THE YEAR

2004 Brian O'Connor  
2009 Brian O'Connor

## NCBWA

### NATIONAL COACH OF THE YEAR

2009 Brian O'Connor

## PERFECT GAME

### NATIONAL COACH OF THE YEAR

2015 Brian O'Connor

## BASEBALL AMERICA

### FRESHMAN ALL-AMERICANS

2005 Sean Doolittle, UTL.. 1st  
2006 Jacob Thompson, RHP 1st  
2006 David Adams, 2B .....2nd  
2009 Danny Hultzen, UTL.. 1st  
2015 Pavin Smith, OF .....2nd  
2018 Andrew Abbott, LHP .2nd  
2021 Kyle Teel, DH ..... 1st  
2023 Jack O'Connor, RHP .2nd

## COLLEGIATE BASEBALL/ LOUISVILLE SLUGGER

### FRESHMAN ALL-AMERICANS

2000 Ben Himes, OF (HM)  
2002 Mark Reynolds, IF (HM)  
2005 Sean Doolittle, UTL  
2005 Robert Poutier, RHP  
2005 Pat McAnaney, LHP  
2006 David Adams, IF  
2006 Jeremy Farrell, IF  
2006 Greg Miclat, IF  
2006 Jacob Thompson, RHP  
2008 Dan Grovatt, OF  
2009 Danny Hultzen, UTL  
2009 Steven Proscia, IF  
2012 Derek Fisher, OF  
2013 Joe McCarthy, OF  
2014 Daniel Pinero, SS  
2015 Pavin Smith, OF  
2015 Adam Haseley, UTL  
2018 Andrew Abbott, LHP  
2019 Nic Kent, 2B  
2020 Max Cotier, 2B  
2020 Chris Newell, OF  
2021 Kyle Teel, DH  
2022 Casey Saucke, OF  
2022 Jay Woolfolk, RP

## D1BASEBALL

### FRESHMAN ALL-AMERICANS

2015 Pavin Smith, DH.....2nd  
2019 Nic Kent, 2B.....2nd  
2021 Kyle Teel, DH ..... 1st

## NCBWA FRESHMAN ALL-AMERICANS

2009 Danny Hultzen, UTL.. 1st  
2012 Derek Fisher, OF .....2nd  
2013 Joe McCarthy, OF ..... 1st  
2022 Griff O'Ferrall, SS..... 1st

## PERFECT GAME FRESHMAN ALL-AMERICANS

2022 Jack O'Connor, RHP . 1st

## ABCA ALL-REGION (SINCE 2003)

2005 Ryan Zimmerman, 3B2nd  
2005 Jeff Kamrath, SP.....2nd  
2007 Greg Miclat, DH ..... 1st  
2007 Jacob Thompson, SP 1st  
2007 Brandon Guyer, OF ...2nd  
2008 Michael Schwimer, RP1st  
2009 Jarrett Parker, OF ..... 1st  
2009 Danny Hultzen\*, SP . 1st  
2010 Danny Hultzen, SP ... 1st  
2010 Kevin Arico, RP ..... 1st  
2010 Phil Gosselin, OF .....2nd  
2011 John Hicks, C ..... 1st  
2011 Danny Hultzen, SP ... 1st  
2011 Branden Kline, RP.... 1st  
2011 Will Roberts, SP.....2nd  
2013 Mike Papi, OF ..... 1st  
2013 Kyle Crockett, RP .....2nd  
2014 Nathan Kirby, SP ..... 1st  
2014 Nick Howard, RP ..... 1st  
2014 Mike Papi, 1B ..... 1st  
2015 Josh Sborz, RP .....2nd  
2016 Connor Jones, SP .... 1st  
2016 Matt Thaiss, C .....2nd  
2017 Adam Haseley, OF.... 1st  
2017 Pavin Smith, 1B .....2nd

2017 Tommy Doyle, RP .....2nd  
2018 Andy Weber, 2B ..... 1st  
2019 Nic Kent\*, 2B..... 1st  
2021 Andrew Abbott, SP ... 1st  
2021 Blake Bales, RP ..... 1st  
2022 Jake Gelof, 3B ..... 1st  
2022 Alex Tappen, OF ..... 1st  
2023 Jake Gelof, 3B ..... 1st  
2023 Griff O'Ferrall, SS..... 1st  
2023 Kyle Teel, C ..... 1st

\*\* Indicates Freshman Season  
No All-Region Team was named  
in 2020 (CoVID19)

## USA BASEBALL

16 Virginia players have represented the United States with USA Baseball National Teams. The full list is below:

| Name            | Pos.  | Year | Tournament (Place)                   |
|-----------------|-------|------|--------------------------------------|
| Bill Narleski   | INF   | 1986 | World Championships (Bronze Medal)   |
| Seth Greisinger | P     | 1996 | Olympics (Bronze Medal)              |
| Ryan Zimmerman  | INF   | 2004 | World University Games (Gold Medal)  |
| Sean Doolittle  | INF/P | 2005 | FISU World Championship (Champions)  |
|                 |       | 2006 | FISU World Championships (Champions) |
| Mark Reynolds   | INF   | 2006 | Won Olympic qualifying tournament    |
| Jacob Thompson  | P     | 2007 | Pan American Games (Silver Medal)    |
| Branden Kline   | P     | 2011 | N/A                                  |
| Matt Thaiss     | C     | 2015 | N/A                                  |
| Jake McCarthy   | OF    | 2017 | N/A                                  |
| Andrew Abbott   | LHP   | 2019 | N/A                                  |
| Nate Savino     | LHP   | 2021 | N/A                                  |
| Matt Wyatt      | RHP   | 2021 | N/A                                  |
| Kyle Teel       | C/UTL | 2021 | N/A                                  |
|                 |       | 2022 | Honkbalweek Haarlem (Bronze Medal)   |
| Griff O'Ferrall | INF   | 2023 | N/A                                  |
| Jay Woolfolk    | RHP   | 2023 | N/A                                  |
| Ethan Anderson  | C/1B  | 2023 | N/A                                  |



# POSTSEASON AWARDS AND HONORS

## ACC TOURNAMENT MVP

- 1996** Seth Greisinger, P
- 2009** Dan Grovatt, OF
- 2011** Steven Proscia, 3B

## ALL-ACC TOURNAMENT

- 1989** Chris Kughn, OF
- 1990** Kevin O'Sullivan, C
- 1991** Jason Cook, SS  
Kevin O'Sullivan, C
- 1996** E.J. Anderson, DH  
John Galloway, OF  
Seth Greisinger, P  
Adam Robinson, SS  
Brian Sherlock, 3B  
Symmion Willis, OF
- 2000** Jon Benick, 1B  
Tim LaVigne, SS
- 2003** Joe Koshansky, UTL
- 2005** Matt Avery, RHP  
Sean Doolittle, UTL  
Tom Hagan, 1B/DH  
Scott Headd, C  
Kyle Werman, 2B  
Ryan Zimmerman, 3B
- 2008** David Coleman, OF
- 2009** Dan Grovatt, OF  
Danny Hultzen, UTL  
Franco Valdes, C
- 2011** Steven Proscia, 3B  
Kenny Swab, OF  
Chris Taylor, SS
- 2012** Colin Harrington, OF
- 2013** Reed Gagnani, 2B
- 2014** Nick Howard, UTL
- 2016** Daniel Pinero, SS  
Matt Thaiss, C
- 2021** Zack Gelof, 3B  
Andrew Abbott, P

## NCAA REGIONAL

### ALL-TOURNAMENT TEAM

- 2004** **Charlottesville**  
Matt Avery, P  
Scott Headd, C  
Tim Henry, OF  
Joe Koshansky, 1B  
Ryan Zimmerman, 3B
- 2005** **Corvallis**  
Kyle Werman, 2B
- 2006** **Charlottesville**  
Sean Doolittle, 1B  
Brandon Guyer, OF
- 2007** **Charlottesville**  
Sean Doolittle, P  
Beau Seabury, C
- 2008** **Fullerton**  
John Barr, OF
- 2009** **Irvine**  
Franco Valdes, C (MOP)  
Danny Hultzen, LHP  
Phil Gosselin, 2B  
Jarrett Parker, OF  
Steven Proscia, 3B
- 2010** **Charlottesville**  
John Barr, DH  
Phil Gosselin, OF  
John Hicks, 1B  
Branden Kline, P  
Jarrett Parker, OF  
Franco Valdes, C
- 2011** **Charlottesville**  
Danny Hultzen, P/DH (MOP)  
John Barr, OF  
John Hicks, C  
David Coleman, OF  
Steven Proscia, 3B  
Will Roberts, P  
Chris Taylor, SS
- 2012** **Charlottesville**  
Nate Irving, C  
Stephen Bruno, 3B
- 2013** **Charlottesville**  
Kyle Crockett, P (MOP)  
Nick Howard, SS  
Nate Irving, C  
Joe McCarthy, OF  
Scott Silverstein, P  
Kenny Towns, 3B

- 2014** **Charlottesville**  
Nathan Kirby, P (MOP)  
Brandon Downes, OF  
Derek Fisher, OF  
John La Prise, 3B  
Artie Lewicki, P  
Mike Papi, 1B

- 2015** **Lake Elsinore**  
Adam Haseley, OF  
Pavin Smith, OF  
Kenny Towns, 3B  
Brandon Waddell, SP

- 2016** **Charlottesville**  
Adam Haseley, OF  
Daniel Pinero, SS  
Pavin Smith, 1B

- 2021** **Columbia**  
Devin Ortiz, DH (MOP)  
Logan Michaels, C  
Jake Gelof, 1B  
Nic Kent, SS  
Zack Gelof, 3B  
Kyle Teel, OF

- 2022** **Greenville**  
Kyle Teel, C  
Jake Gelof, 3B  
Alex Tappen, OF

- 2023** **Charlottesville**  
Connelly Early, P (MOP)  
Kyle Teel, C  
Ethan Anderson, 1B  
Jake Gelof, 3B  
Griff O'Ferrall, SS  
Casey Saucke, OF  
Ethan O'Donnell, OF  
Anthony Stephan, DH  
Nick Parker, P

## COLLEGE WORLD SERIES ALL-TOURNAMENT TEAM

- 2009** Tyler Cannon, SS
- 2014** Branden Cogswell, 2B  
Brandon Downes, OF  
Nate Irving, C  
Artie Lewicki, P  
Brandon Waddell, P
- 2015** Josh Sborz, P (MOP)  
Ernie Clement, 2B  
Daniel Pinero, SS  
Kenny Towns, 3B  
Brandon Waddell, P
- 2021** Zack Gelof, 3B
- ELITE 89 AWARD**  
**2015** Thomas Woodruff

# ACC AWARDS AND HONORS

## ACC TEAM CHAMPIONSHIPS

### Regular Season

1972\*  
1985  
2010 (Coastal Division)  
2011 (Coastal Division)  
2023 (Coastal Division)

### Tournament

1996\*  
2009\*  
2011\*  
\*Official ACC champion

## ACC COACH OF YEAR

**1985** Dennis Womack  
**2004** Brian O'Connor  
**2010** Brian O'Connor  
**2011** Brian O'Connor  
**2013** Brian O'Connor  
**2014** Brian O'Connor

## ACC PLAYER OF YEAR

**2004** Joe Koshansky  
**2006** Sean Doolittle  
**2023** Kyle Teel

## ACC PITCHER OF YEAR

**2010** Danny Hultzen  
**2011** Danny Hultzen  
**2014** Nathan Kirby

## ACC FRESHMAN OF YEAR

**2009** Danny Hultzen  
**2013** Joe McCarthy

## ACC ALL-ACADEMIC TEAM

**2006** Andrew Carraway  
Tom Hagan  
Tim Henry  
**2007** Andrew Carraway  
Neal Davis  
Brandon Marsh  
Mike Mitchell

**2008** Andrew Carraway  
Neal Davis  
Dan Grovatt  
**2009** Jarrett Parker  
Phil Gosselin  
Dan Grovatt  
Danny Hultzen  
Robert Morey  
Robert Poutier  
**2010** Neal Davis  
Danny Hultzen  
Brandon Kline  
Robert Morey  
**2011** Danny Hultzen  
Whit Mayberry  
Tyler Wilson  
Cody Winiarski  
**2012** Colin Harrington  
Nate Irving  
Brandon Kline  
**2013** Nate Irving  
Whit Mayberry  
Scott Silverstein  
**2014** Whit Mayberry  
Mike Papi  
Daniel Pinero  
Brandon Waddell  
**2015** Brandon Waddell  
Thomas Woodruff  
**2016** Kevin Doherty  
**2017** Robbie Coman  
Tommy Doyle  
Chesdin Harrington  
**2018** Andrew Abbott  
Daniel Lynch  
**2019** Chesdin Harrington  
Andrew Abbott  
Nic Kent  
Kyle Whitten  
Riley Wilson

\*No ACC All-Academic Teams named in 2020

**2021** Andrew Abbott  
Kyle Whitten  
Nate Savino  
**2022** Kyle Teel  
Griff O'Ferrall  
Brian Gursky  
Devin Ortiz  
Casey Saucke  
Alex Tappen  
**2023** Evan Blanco  
Brian Edgington  
Jake Gelof  
Jacob Hodorovich  
Chase Hungate  
Kevin Jaxel  
Jack O'Connor  
Ethan O'Donnell  
Griff O'Ferrall  
Nick Parker  
Casey Saucke  
Angelo Tonas

## ALL-ACC TEAMS

**1956** Chuck Arnold, OF.....1st  
Bob Hardy, 1B.....2nd  
**1957** Herb Busch, P.....2nd  
Chuck Arnold, OF.....2nd  
**1959** Reece Whitley, C .....1st  
**1961** Bill Timberlake, 2B .....1st  
**1962** Bill Spencer, P.....1st  
George Farson, C .....2nd  
Pete Limburg, 2B .....2nd  
**1963** Carl Gibson, 2B .....2nd  
Larry Tate, OF .....2nd  
**1964** John Pincavage, OF .....2nd  
**1965** John Pincavage, OF .....1st  
Larry Gammon, P .....2nd  
**1966** Ned Turnbull, P.....2nd  
**1969** Steve Bryant, OF .....2nd  
**1970** Steve Bryant, OF .....1st  
Mike Cabbage, SS.....2nd  
**1971** Mike Cabbage, SS.....1st  
Sam Beale, C.....2nd  
Ed Kihm, P.....2nd  
Steve Sroba, OF.....2nd  
**1972** Robbin Marvin, OF.....1st  
Steve Sroba, OF.....2nd  
**1973** Dean Pallotta, SS.....1st  
Dave Bratt, OF .....2nd  
Steve Sroba, OF.....2nd  
**1974** Dean Pallotta, SS.....1st  
Dan Bernstein, C.....2nd  
Harry Thomas, P .....2nd  
Jon Williams, 3B .....2nd  
**1975** Peter Anderson, OF .....1st  
Dean Pallotta, SS.....2nd  
**1976** Bob Emerson, 2B.....1st  
Tony Zentgraf, 3B .....1st  
**1977** Duke Duncan, 1B .....2nd  
Steve Norwood, P.....2nd  
**1978** David Duff, C .....1st  
Duke Duncan, 1B .....1st  
Steve Norwood, P.....2nd  
Drew Schuett, OF .....2nd



**Danny Hultzen** - The only player in ACC history to win the league's pitcher of the year award twice (2010 & 2011). He is also the program's only three-time, First Team All-ACC honoree (2009-11)



# ACC AWARDS AND HONORS

|             |   |
|-------------|---|
| <b>1979</b> | Drew Schuett, OF .....1st<br>Paul Voigt, P .....1st<br>Jeff Musser, OF .....2nd   |
| <b>1980</b> | Mark Meleski, SS .....1st<br>Rickey Horton, P .....2nd<br>Jeff Musser, OF .....2nd  |
| <b>1981</b> | Mark Meleski, SS .....1st<br>Jay West, OF .....1st  |
| <b>1982</b> | Glenn Harris, 1B .....2nd   |
| <b>1982</b> | Steve Heon, 2B .....2nd<br>George Priftis, 3B .....2nd  |
| <b>1983</b> | George Priftis, 2B .....1st<br>Tony Latham, OF .....1st   |
| <b>1985</b> | Tim Burcham, P .....1st<br>Jeff Booker, 1B .....2nd<br>Bill Narleski, SS .....2nd   |
| <b>1986</b> | Bob Dement, P .....1st<br>Bill Narleski, SS .....1st<br>Keith Kowalski, 2B .....2nd   |
| <b>1987</b> | Bill Narleski, SS .....2nd  |
| <b>1988</b> | Kevin McDonald, OF .....2nd   |
| <b>1989</b> | Chris Kughn, OF .....1st<br>Keith Lee, DH .....2nd  |
| <b>1990</b> | Kevin O'Sullivan, C .....1st<br>Bobby Rivell, 2B .....1st<br>Steve Cunha, OF .....2nd<br>Mike Lindner, 1B .....2nd                                  |
| <b>1991</b> | Kevin O'Sullivan, C .....1st<br>Todd Ruyak, P .....2nd<br>Kevin Stock, UTL .....2nd   |
| <b>1993</b> | Tom Crowley, 2B .....1st  |
| <b>1994</b> | Brian Buchanan, OF .....1st   |
| <b>1995</b> | Justin Counts, UTL .....2nd   |
| <b>1996</b> | Seth Greisinger, P .....2nd<br>Adam Robinson, SS .....2nd   |
| <b>1997</b> | Adam Robinson, SS .....2nd  |
| <b>1999</b> | Jon Benick, UTL .....2nd  |
| <b>2000</b> | Jon Benick, 1B .....1st<br>Tim LaVigne, SS .....2nd<br>Robbie Marvin, 2B .....2nd   |
| <b>2001</b> | Brandon Creswell, P .....1st<br>Dan Street, UTL .....1st  |
| <b>2002</b> | Dan Street, DH .....2nd<br>Jeff Kamrath, SP .....2nd  |
| <b>2003</b> | Joe Koshansky, UTL .....1st   |
| <b>2004</b> | Joe Koshansky, UTL .....1st<br>Ryan Zimmerman, 3B .....1st<br>Mark Reynolds, SS .....2nd<br>Andrew Dobies, P .....2nd                               |
| <b>2005</b> | Jeff Kamrath, SP .....1st<br>Sean Doolittle, UTL .....2nd<br>Ryan Zimmerman, 3B .....2nd  |
| <b>2006</b> | Sean Doolittle, UTL .....1st<br>Tom Hagan, 1B .....1st<br>Jacob Thompson, SP .....2nd<br>Brandon Marsh, OF .....2nd                                 |
| <b>2007</b> | Sean Doolittle, UTL .....1st<br>Brandon Guyer, OF .....1st<br>Jacob Thompson, SP .....1st<br>David Adams, 2B .....2nd<br>Casey Lambert, RP .....2nd |
| <b>2008</b> | Greg Miclat, SS .....1st  |



**Phil Gosselin** - Earned First Team All-ACC honors at two different positions, second base in 2009 and outfield in 2010.

|             |  |
|-------------|--|
|             | Pat McAnaney, SP .....2nd  |
| <b>2009</b> | Tyler Cannon, SS .....1st<br>Phil Gosselin, 2B .....1st<br>Dan Grovatt, OF .....1st<br>Danny Hultzen, UTL .....1st<br>Jarrett Parker, OF .....1st  |
| <b>2010</b> | Kevin Arico, RP .....1st<br>Phil Gosselin, OF .....1st<br>Danny Hultzen, SP .....1st<br>Tyler Cannon, SS .....2nd<br>Robert Morey, SP .....2nd<br>Jarrett Parker, OF .....2nd<br>Keith Werman, 2B .....2nd   |
| <b>2011</b> | David Coleman, OF .....1st<br>John Hicks, C .....1st<br>Danny Hultzen, SP .....1st<br>Branden Kline, RP .....1st<br>Steven Proscia, 3B .....1st<br>John Barr, OF .....2nd<br>Tyler Wilson, SP .....2nd   |
| <b>2012</b> | Branden Kline, SP .....2nd<br>Justin Thompson, RP .....2nd<br>Keith Werman, 2B .....2nd  |
| <b>2013</b> | Kyle Crockett, RP .....1st<br>Reed Gagnani, 2B .....1st<br>Nick Howard, UTL .....1st<br>Mike Papi, OF .....1st<br>Branden Cogswell, SS .....2nd  |
| <b>2014</b> | Joe McCarthy, OF .....2nd<br>Branden Cogswell, 2B .....1st<br>Nick Howard, UTL .....1st<br>Nathan Kirby, SP .....1st<br>Joe McCarthy, OF .....1st<br>Mike Papi, 1B .....1st<br>Nate Irving, C .....3rd<br>Daniel Pinero, SS .....3rd<br>Brandon Waddell, SP .....3rd |
| <b>2015</b> | Nathan Kirby, SP .....1st<br>Daniel Pinero, SS .....2nd<br>Josh Sborz, RP .....2nd<br>Kenny Towns, 3B .....2nd   |
| <b>2016</b> | Connor Jones, SP .....1st<br>Pavin Smith, 1B .....2nd  |

## ALL-ACC PITCHERS

Since 2004, Virginia have placed 34 pitchers on the All-ACC Team, the most in the league.

| Name           | Selections |
|----------------|------------|
| Virginia       | 34         |
| Florida State  | 32         |
| North Carolina | 31         |
| Miami          | 28         |
| Clemson        | 25         |
| Georgia Tech   | 22         |
| Louisville     | 19         |
| NC State       | 18         |
| Wake Forest    | 15         |
| Duke           | 9          |
| Pitt           | 5          |
| Boston College | 5          |
| Notre Dame     | 5          |
| Virginia Tech  | 4          |

|  |   |
|--|---|
|  | Matt Thaiss, C .....2nd<br>Ernie Clement, 2B .....3rd   |
| <b>2017</b>                            | Adam Haseley, OF .....1st<br>Pavin Smith, 1B .....1st<br>Tommy Doyle, RP .....2nd<br>Ernie Clement, SS .....3rd<br>Robbie Coman, C .....3rd<br>Cameron Simmons, OF .....3rd           |
| <b>2018</b>                            | Andy Weber, 2B .....1st<br>Derek Casey, SP .....3rd   |
| <b>2019</b>                            | Nic Kent, 2B .....1st<br>Tanner Morris, SS .....3rd   |
| <i>*No All-ACC Teams named in 2020</i> |   |
| <b>2021</b>                            | Andrew Abbott, SP .....1st<br>Zack Gelof, 3B .....2nd<br>Kyle Teel, DH .....3rd   |
| <b>2022</b>                            | Jake Gelof, 3B .....1st<br>Alex Tappen, OF .....1st<br>Brian Gursky, SP .....2nd  |
| <b>2023</b>                            | Jake Gelof, 3B .....1st<br>Ethan O'Donnell, OF .....1st<br>Griff O'Ferrall, SS .....1st<br>Ethan Anderson, 1B .....3rd<br>Connelly Early, SP .....3rd<br>Brian Edgington, SP .....3rd |

## ACC ALL-FRESHMAN TEAM

|             |   |
|-------------|---|
| <b>2015</b> | Adam Haseley, OF<br>Pavin Smith, OF/1B  |
| <b>2017</b> | Noah Murdock, SP                        |
| <b>2018</b> | Andrew Abbott, RP<br>Tanner Morris, SS  |
| <b>2019</b> | Nic Kent, 2B                            |
| <b>2021</b> | Kyle Teel, DH                           |
| <b>2022</b> | Griff O'Ferrall, SS<br>Casey Saucke, OF |

# ACC AWARDS AND HONORS

## THREE-TIME ALL-ACC SELECTIONS (5)

|        |                |                                    |
|--------|----------------|------------------------------------|
| UTL    | Sean Doolittle | 2005 (2nd), 2006 (1st), 2007 (1st) |
| UTL/SP | Danny Hultzen* | 2009 (1st), 2010 (1st), 2011 (1st) |
| SS     | Bill Narleski  | 1985 (2nd), 1986 (1st), 1987 (2nd) |
| SS     | Dean Pallotta  | 1973 (1st), 1974 (1st), 1975 (2nd) |
| OF     | Steve Sroba    | 1971 (2nd), 1972 (2nd), 1973 (2nd) |

## THREE-TIME FIRST TEAM ALL-ACC SELECTIONS (1)

|        |                |                                    |
|--------|----------------|------------------------------------|
| UTL/SP | Danny Hultzen* | 2009 (1st), 2010 (1st), 2011 (1st) |
|--------|----------------|------------------------------------|

## TWO-TIME ALL-ACC SELECTIONS (36)

|        |                   |                                    |
|--------|-------------------|------------------------------------|
| OF     | Chuck Arnold      | 1956 (1st), 1957 (2nd)             |
| UTL/1B | Jon Benick*       | 1999 (2nd), 2000 (1st)             |
| OF     | Steve Bryant      | 1969 (2nd), 1970 (1st)             |
| SS     | Tyler Cannon      | 2009 (1st), 2010 (2nd)             |
| 2B/SS  | Ernie Clement*    | 2016 (3rd), 2017 (3rd)             |
| SS/2B  | Branden Cogswell* | 2013 (2nd), 2014 (1st)             |
| SS     | Mike Cabbage      | 1970 (2nd), 1971 (1st)             |
| UTL    | Sean Doolittle    | 2005 (2nd), 2006 (1st), 2007 (1st) |
| 1B     | Duke Duncan       | 1977 (2nd), 1978 (1st)             |
| 3B     | Jake Gelof        | 2022 (1st), 2023 (1st)             |
| 2B/OF  | Phil Gosselin     | 2009 (1st), 2010 (1st)             |
| UTL    | Nick Howard       | 2013 (1st), 2014 (1st)             |
| UTL/SP | Danny Hultzen*    | 2009 (1st), 2010 (1st), 2011 (1st) |
| SP     | Jeff Kamrath      | 2002 (2nd), 2005 (1st)             |
| SP     | Nathan Kirby      | 2014 (1st), 2015 (1st)             |
| SP/RP  | Branden Kline     | 2011 (1st), 2012 (2nd)             |
| UTL    | Joe Koshansky     | 2003 (1st), 2004 (1st)             |
| OF     | Joe McCarthy      | 2013 (2nd), 2014 (1st)             |
| SS     | Mark Meleski      | 1980 (1st), 1981 (1st)             |
| SS     | Bill Narleski     | 1985 (2nd), 1986 (1st), 1987 (2nd) |
| P      | Steve Norwood     | 1977 (2nd), 1978 (2nd)             |
| C      | Kevin O'Sullivan  | 1990 (1st), 1991 (1st)             |
| SS     | Dean Pallotta     | 1973 (1st), 1974 (1st), 1975 (2nd) |
| OF/1B  | Mike Papi*        | 2013 (1st), 2014 (1st)             |
| OF     | Jarrett Parker    | 2009 (1st), 2010 (2nd)             |
| OF     | John Pincavage    | 1964 (2nd), 1965 (1st)             |
| SS     | Daniel Pinero     | 2014 (3rd), 2015 (2nd)             |
| 3B/2B  | George Priftis*   | 1982 (2nd), 1983 (1st)             |
| SS     | Adam Robinson     | 1996 (2nd), 1997 (2nd)             |
| OF     | Drew Schuett      | 1978 (2nd), 1979 (1st)             |
| 1B     | Pavin Smith       | 2016 (2nd), 2017 (1st)             |
| OF     | Steve Sroba       | 1971 (2nd), 1972 (2nd), 1973 (2nd) |
| UTL/DH | Dan Street        | 2001 (1st), 2002 (2nd)             |
| SP     | Jacob Thompson    | 2006 (2nd), 2007 (1st)             |
| 2B     | Keith Werman      | 2010 (2nd), 2012 (2nd)             |
| 3B     | Ryan Zimmerman    | 2004 (1st), 2005 (2nd)             |

## TWO-TIME FIRST TEAM ALL-ACC SELECTIONS (11)

|        |                  |                                    |
|--------|------------------|------------------------------------|
| UTL    | Sean Doolittle   | 2005 (2nd), 2006 (1st), 2007 (1st) |
| 3B     | Jake Gelof       | 2022 (1st), 2023 (1st)             |
| 2B/OF  | Phil Gosselin    | 2009 (1st), 2010 (1st)             |
| UTL    | Nick Howard      | 2013 (1st), 2014 (1st)             |
| UTL/SP | Danny Hultzen*   | 2009 (1st), 2010 (1st), 2011 (1st) |
| SP     | Nathan Kirby     | 2014 (1st), 2015 (1st)             |
| UTL    | Joe Koshansky    | 2003 (1st), 2004 (1st)             |
| SS     | Mark Meleski     | 1980 (1st), 1981 (1st)             |
| C      | Kevin O'Sullivan | 1990 (1st), 1991 (1st)             |
| SS     | Dean Pallotta    | 1973 (1st), 1974 (1st), 1975 (2nd) |
| OF/1B  | Mike Papi*       | 2013 (1st), 2014 (1st)             |

\*All-ACC selection at multiple positions

- The ACC had a first team and second team from 1954-2013 and began selecting three teams in 2014



# SERIES RECORDS

## CURRENT ACC OPPONENTS

| Team                                    | Last Meeting |
|---|--------------|
| <b>BOSTON COLLEGE (26-7)</b> .....      | <b>2022</b>  |
| Clemson (60-110) .....                  | 2022         |
| <b>Duke (107-68-1)</b> .....            | <b>2023</b>  |
| Florida State (34-60) .....             | 2023         |
| <b>GEORGIA TECH (64-77-2)</b> .....     | <b>2023</b>  |
| <b>LOUISVILLE (12-13)</b> .....         | <b>2023</b>  |
| <b>MIAMI (32-37)</b> .....              | <b>2023</b>  |
| <b>NC STATE (79-122-1)</b> .....        | <b>2023</b>  |
| <b>NORTH CAROLINA (118-189-4)</b> ..... | <b>2023</b>  |
| Notre Dame (11-11) .....                | 2023         |
| <b>PITTSBURGH (22-11)</b> .....         | <b>2023</b>  |
| <b>VIRGINIA TECH (108-92)</b> .....     | <b>2023</b>  |
| <b>WAKE FOREST (86-91)</b> .....        | <b>2022</b>  |

## CURRENT NON-CONFERENCE OPPONENTS

|                                    |             |
|------------------------------------|-------------|
| Akron (5-0) .....                  | 1953        |
| Alabama (0-1) .....                | 1996        |
| All Virginia (1-0) .....           | 1891        |
| American Viscose (1-0) .....       | 1946        |
| Amherst (14-13) .....              | 1938        |
| Appalachian State (1-1) .....      | 2016        |
| The Apprentice School (0-1) .....  | 1980        |
| Arizona State (1-2) .....          | 1996        |
| Arkansas (3-1) .....               | 2015        |
| Arkansas State (1-0) .....         | 2011        |
| Army (4-2-1) .....                 | 2013        |
| Ashland (6-1) .....                | 1971        |
| Atlantic Christian (1-0) .....     | 1976        |
| <b>AUBURN (4-9)</b> .....          | <b>2011</b> |
| Auburn-Montgomery (0-1) .....      | 1988        |
| Augusta (2-0) .....                | 1998        |
| Baltimore (0-2) .....              | 1884        |
| Baltimore Y.M.C.A. (1-0) .....     | 1892        |
| Bellarmine (1-0) .....             | 2022        |
| Bellevue HS (1-0) .....            | 1901        |
| Belmont Abbey (0-2) .....          | 1970        |
| Boston (0-4) .....                 | 1899        |
| Boston (AL) (0-1) .....            | 1901        |
| Boston Association (0-2) .....     | 1891        |
| Bridgewater (4-0) .....            | 1945        |
| Brown (7-6) .....                  | 2004        |
| Brown's School (1-0) .....         | 1903        |
| BTC #10 (0-1) .....                | 1944        |
| Bucknell (26-2) .....              | 2020        |
| Buffalo (0-1) .....                | 1921        |
| C.W. Post (2-2) .....              | 1994        |
| Cal State Fullerton (1-2) .....    | 2019        |
| California (2-0) .....             | 2011        |
| California State (Pa.) (0-1) ..... | 1980        |
| Camp Lee (1-1-1) .....             | 1945        |
| Camp LeJeune (1-4) .....           | 1953        |
| Campbell (6-2) .....               | 1994        |
| Canisius (1-0) .....               | 2009        |
| Carlisle Indians (2-0) .....       | 1906        |
| Carolina (2-1) .....               | 1911        |
| CASU-21 (1-0) .....                | 1944        |
| Catholic (2-2) .....               | 1922        |
| Central Connecticut (3-0) .....    | 2004        |
| Charlotte (3-0) .....              | 2003        |
| Cherry Point (3-2) .....           | 1953        |
| The Citadel (5-0) .....            | 2017        |
| Coast Guard (1-0) .....            | 1985        |
| Coastal Carolina (4-5) .....       | 2016        |
| Colgate (6-2) .....                | 1965        |
| Coll. of Charleston (0-1) .....    | 2006        |
| Columbia (9-1) .....               | 2023        |

|  |                      |
|--|----------------------|
| Columbian (1-1) .....                  | 1902                 |
| Columbian Athletic Club (3-1) .....    | 1892                 |
| Columbus (Ga.) (2-0) .....             | 1985                 |
| Company K (1-0) .....                  | 1921                 |
| Connecticut (6-3) .....                | 2021                 |
| Coppin State (9-0) .....               | 2008                 |
| Cornell (30-11-1) .....                | 2022                 |
| Dallas Baptist (3-2) .....             | 2017                 |
| Dartmouth (15-5) .....                 | 2020                 |
| Davidson (14-5) .....                  | 2018                 |
| Dayton (1-0) .....                     | 2006                 |
| Delaware (8-2) .....                   | 2009                 |
| Drexel Institute (1-0) .....           | 1940                 |
| East Carolina (31-21) .....            | 2016                 |
| East Tenn. State (0-2-1) .....         | 1995                 |
| Eastern Kentucky (2-1) .....           | 2018                 |
| Eastern Michigan (2-1) .....           | 2000                 |
| Elon (3-1) .....                       | 2013                 |
| Episcopal High School (6-0) .....      | 1912                 |
| Erskine (2-1) .....                    | 1978                 |
| Evansville (0-1) .....                 | 2006                 |
| Fairfield (1-2) .....                  | 1996                 |
| Fishburne Military (5-0-1) .....       | 1988                 |
| Florida (3-5) .....                    | 2015                 |
| Florida (10-5) .....                   | 2009                 |
| Fort Belvoir (0-1) .....               | 1945                 |
| Fort Meade (1-0-1) .....               | 1949                 |
| Francis Marion (0-1) .....             | 1979                 |
| Franklin & Marshall (2-1) .....        | 1900                 |
| Furman (6-5) .....                     | 1991                 |
| Galludet (1-0) .....                   | 1900                 |
| Gardner-Webb (2-0) .....               | 2022                 |
| <b>GEORGE MASON (27-12)</b> .....      | <b>2022</b>          |
| <b>GEORGE WASHINGTON (29-12)</b> ..... | <b>2023</b>          |
| <b>GEORGETOWN (21-17)</b> .....        | <b>2023</b>          |
| Georgia (15-20) .....                  | 1993                 |
| Georgia College (1-0) .....            | 1997                 |
| Georgia Southern (1-2) .....           | 1980                 |
| Gettysburg (1-0) .....                 | 1903                 |
| Hampden-Sydney (18-1) .....            | 1948                 |
| Hartford (1-1) .....                   | 2015                 |
| Harvard (6-17-5) .....                 | 2013                 |
| Haverford (5-0) .....                  | 1950                 |
| Hermitage Club of Richmond (1-0) ..... | 1907                 |
| High Point (3-0) .....                 | 2023                 |
| Hobart (1-2) .....                     | 1902                 |
| <b>HOFSTRA (2-0)</b> .....             | <b>1952</b>          |
| Holy Cross (3-4) .....                 | 1916                 |
| Howard (6-3) .....                     | 1997                 |
| Huntington (Ala.) (1-0) .....          | 1985                 |
| Illinois (2-0) .....                   | 1893                 |
| Illinois Wesleyan (0-1) .....          | 1939                 |
| Indiana State (Pa.) (0-1) .....        | 1972                 |
| <b>IOWA (0-0)</b> .....                | <b>First Meeting</b> |
| Ithaca (1-0) .....                     | 1953                 |
| Jacksonville (6-5) .....               | 2021                 |
| James Madison (46-25-1) .....          | 2023                 |
| Jefferson School (2-0) .....           | 1912                 |
| Johns Hopkins (11-4) .....             | 1921                 |
| Kansas (1-0) .....                     | 2017                 |
| Kent State (3-2) .....                 | 2016                 |
| Kentucky (2-1) .....                   | 2014                 |
| Kentucky State (1-0) .....             | 1906                 |
| Lafayette (21-9) .....                 | 2007                 |
| Langley Field (1-0) .....              | 1948                 |
| La Salle (3-0) .....                   | 2017                 |
| Lehigh (22-9) .....                    | 2008                 |
| <b>LIBERTY (43-22-1)</b> .....         | <b>2023</b>          |
| Lincoln Memorial (0-1) .....           | 1919                 |

|                                      |             |
|--------------------------------------|-------------|
| Little Creek (0-1) .....             | 1946        |
| Lock Haven (1-1) .....               | 1976        |
| Locust Dale (4-0) .....              | 1902        |
| Long Island (0-1) .....              | 1935        |
| Longwood (17-2) .....                | 2023        |
| Louisiana State (0-4) .....          | 2009        |
| Lynchburg (3-3) .....                | 1982        |
| Lynchburg Cardinals (0-2) .....      | 1946        |
| Maine (2-3) .....                    | 1974        |
| Mansfield State (7-1) .....          | 1979        |
| Marietta (0-1) .....                 | 1966        |
| Marist (8-0) .....                   | 2015        |
| Marshall (12-0) .....                | 2011        |
| Maryland (113-80-1) .....            | 2015        |
| Md.-Eastern Shore (8-0) .....        | 2006        |
| Maryland State (1-1) .....           | 1920        |
| <b>MASSACHUSETTS (1-0)</b> .....     | <b>1971</b> |
| McCabe's School (1-0) .....          | 1898        |
| Mercer (1-4) .....                   | 1997        |
| Michigan (9-11-1) .....              | 1983        |
| Michigan State (0-2) .....           | 1964        |
| Miller School (6-0) .....            | 1909        |
| Mississippi (6-2) .....              | 2014        |
| Mississippi State (0-3) .....        | 2021        |
| Monmouth (9-1) .....                 | 2017        |
| Montreal (0-1) .....                 | 1912        |
| Mount St. Mary's (3-0) .....         | 2023        |
| Naval Preflight (1-0) .....          | 1943        |
| <b>NAVY (19-10)</b> .....            | <b>2023</b> |
| NJIT (1-0) .....                     | 2022        |
| New York University (1-2) .....      | 1929        |
| Newberry (2-0) .....                 | 1984        |
| Niagara (3-1) .....                  | 2017        |
| Norfolk Naval (0-1) .....            | 1945        |
| Norfolk State (12-0) .....           | 2019        |
| North Carolina A&T (6-0) .....       | 2005        |
| UNC Charlotte (1-6) .....            | 2002        |
| UNC Greensboro (8-6) .....           | 2004        |
| UNC Pembroke (6-9-1) .....           | 1979        |
| UNC Wilmington (7-1) .....           | 2023        |
| UNC Wesleyan (0-2) .....             | 1983        |
| North Florida (2-1) .....            | 2007        |
| Oglethorpe (1-3) .....               | 1922        |
| Ohio (4-1) .....                     | 2023        |
| Ohio State (0-1) .....               | 2005        |
| Ohio Wesleyan (2-0) .....            | 1959        |
| Oklahoma (3-5) .....                 | 2020        |
| Oklahoma State (1-0) .....           | 1998        |
| <b>OLD DOMINION (31-34-2)</b> .....  | <b>2023</b> |
| Old Dominion of Richmond (1-0) ..... | 1891        |
| Olympics of Louisville (1-0) .....   | 1891        |
| SUNY Oneonta (18-2) .....            | 1985        |
| Oswego (1-0) .....                   | 1981        |
| Pantops Academy (2-0) .....          | 1904        |
| Pastimes of Baltimore (1-0) .....    | 1891        |
| <b>PENN STATE (15-10)</b> .....      | <b>2022</b> |
| Pennsylvania (11-23-1) .....         | 1953        |
| Princeton (20-33) .....              | 2014        |
| Providence (5-0) .....               | 1987        |
| Purdue-Fort Wayne (1-0) .....        | 1979        |
| Quantico Marines (4-4) .....         | 1948        |
| Quinnipiac (0-1) .....               | 2004        |
| Radford (22-4-1) .....               | 2023        |
| Randolph-Macon (10-0) .....          | 1941        |
| Rensselaer (1-0) .....               | 1950        |
| Rhode Island (13-0) .....            | 2023        |
| Rice (2-0) .....                     | 2018        |
| <b>RICHMOND (90-59-2)</b> .....      | <b>2023</b> |
| Rider (8-0) .....                    | 2022        |

|  |             |
|--|-------------|
| Roanoke (6-0) .....                        | 1946        |
| Rochester (2-0) .....                      | 1967        |
| Rollins (0-2) .....                        | 1983        |
| Rutgers (5-6) .....                        | 2017        |
| Saint Peter's (1-0) .....                  | 2013        |
| Samford (1-0) .....                        | 2018        |
| St. Alban's (6-1) .....                    | 1904        |
| St. John's (13-4) .....                    | 2011        |
| St. Joseph's (3-0) .....                   | 2006        |
| St. Paul's (1-0) .....                     | 1898        |
| San Diego State (2-0) .....                | 2015        |
| Seton Hall (35-21-1) .....                 | 2019        |
| Shippensburg (0-1) .....                   | 1982        |
| Siena (2-0) .....                          | 2008        |
| South Alabama (0-2) .....                  | 1998        |
| South Carolina (28-38) .....               | 2021        |
| Southern California (2-0) .....            | 2015        |
| Springfield (1-1) .....                    | 1949        |
| Stetson (1-1) .....                        | 1996        |
| Stony Brook (3-1) .....                    | 2009        |
| Swarthmore (2-0) .....                     | 1891        |
| Syracuse (7-3) .....                       | 1972        |
| TCU (1-2) .....                            | 2019        |
| Tennessee (1-0) .....                      | 2021        |
| Tennessee Tech (1-0) .....                 | 1995        |
| Texas (0-1) .....                          | 2021        |
| Toledo (3-0) .....                         | 2013        |
| Tome (1-0) .....                           | 1911        |
| <b>TOWSON (24-2)</b> .....                 | <b>2023</b> |
| Trenton Univ. Club (1-0) .....             | 1934        |
| Trinity (10-3) .....                       | 1954        |
| UAB (1-2) .....                            | 2011        |
| UCF (0-2) .....                            | 2018        |
| UC Irvine (4-1) .....                      | 2011        |
| UCLA (0-1) .....                           | 2008        |
| U.S. Marines (1-1) .....                   | 1932        |
| University of the South (1-0) .....        | 1893        |
| Vanderbilt (3-6) .....                     | 2019        |
| Vermont (16-8) .....                       | 1981        |
| Villanova (4-2) .....                      | 2019        |
| Virginia Christian Coll. (1-0) .....       | 1918        |
| <b>VCU (47-25)</b> .....                   | <b>2023</b> |
| <b>VMI (110-32)</b> .....                  | <b>2023</b> |
| Wagner (5-0) .....                         | 2019        |
| Washington (1-3) .....                     | 1916        |
| Washington & Lee (50-23-2) .....           | 1971        |
| Washington College (0-0-1) .....           | 1954        |
| Washington Nationals (1-2) .....           | 1913        |
| Wesleyan (1-1-1) .....                     | 1909        |
| West Chester (4-1) .....                   | 1988        |
| West Georgia (1-0) .....                   | 1974        |
| West Virginia (8-5) .....                  | 1949        |
| Western Carolina (0-1) .....               | 2002        |
| Western Kentucky (0-1) .....               | 1976        |
| Western Reserve (1-0) .....                | 1951        |
| Westfield State (3-0) .....                | 1985        |
| <b>WICHITA STATE (0-0) ..First Meeting</b> |             |
| <b>WILLIAM &amp; MARY (81-31-2) ..</b>     | <b>2023</b> |
| Williams (5-1) .....                       | 1927        |
| Wisconsin (1-0) .....                      | 1893        |
| Wofford (2-1) .....                        | 1984        |
| Woodberry Forest (11-1) .....              | 1945        |
| Woodrow Wilson Hospital (3-1) .....        | 1945        |
| Wright State (1-2) .....                   | 2012        |
| Yale (26-44-3) .....                       | 2018        |

**BOLD INDICATES 2024 OPPONENT**



**1934 CAVALIERS**

# YEAR-BY-YEAR RESULTS

**1889 (7-0)**  
**H: 3-0 | A: 4-0 | N: 0-0**  
**COACH: unknown**  
 CAPTAIN: Harry S. Bailey  
 MANAGER: Felix H. Levy

|       |                     |          |
|-------|---------------------|----------|
| April |                     |          |
| 20    | Richmond Col.       | W, 13-4  |
| 26    | Washington & Lee    | W, 24-9  |
| May   |                     |          |
| 3     | at Episcopal HS     | W, 22-10 |
| 4     | at Navy             | W, 11-2  |
| 17    | at VMI              | W, 19-4  |
| 17    | at Washington & Lee | W, 18-5  |
| 25    | Johns Hopkins       | W, 6-4   |

**1890 (4-8)**  
**H: 2-4 | A: 2-3 | N: 0-1**  
**COACH: unknown**  
 CAPTAIN: A. Lee Thurman  
 MANAGER: J. R. A. (Reid) Hobson

|       |                             |             |
|-------|-----------------------------|-------------|
| April |                             |             |
| 4     | Lehigh                      | L, 6-10     |
| 5     | Lehigh                      | L, 6-9 (7)  |
| 12    | Richmond Col.               | L, 5-9      |
| 18    | Lafayette                   | W, 15-3     |
| 30    | Pennsylvania                | L, 4-5      |
| May   |                             |             |
| 2     | at VMI                      | W, 13-7     |
| 14    | at Johns Hopkins            | W, 7-1      |
| 16    | at Lehigh                   | L, 4-6      |
| 17    | at Lafayette                | L, 6-7 (10) |
| 19    | at Pennsylvania             | L, 2-25     |
| June  |                             |             |
| 12    | vs. Princeton (in Richmond) | L, 4-9      |
| 15    | Johns Hopkins               | W, 11-0     |

**1891 (16-5)**  
**H: 13-4 | A: 1-1 | N: 2-0**  
**COACH: unknown**  
 CAPTAIN: Buchanan Schley, Jr.  
 MANAGER: R. D. Anderson

|       |                                  |            |
|-------|----------------------------------|------------|
| March |                                  |            |
| 25    | Boston Association               | L, 4-6 (8) |
| 26    | Boston Association               | L, 1-19    |
| April |                                  |            |
| 8     | Dartmouth                        | W, 18-4    |
| 9     | Dartmouth                        | W, 5-0     |
| 17    | Lafayette                        | L, 2-6     |
| 18    | Lafayette                        | W, 15-0    |
| 25    | vs. Washington & Lee             | W, 21-4    |
| 25    | at VMI                           | W, 24-0    |
| May   |                                  |            |
| 1     | vs. North Carolina (in Richmond) | W, 6-1     |
| 2     | at Johns Hopkins                 | L, 13-16   |
| 8     | Swarthmore                       | W, 14-2    |
| 9     | Swarthmore                       | W, 7-4     |
| 18    | ODU of Richmond                  | W, 8-0     |
| 20    | All Virginia                     | W, 18-0    |
| 25    | Cornell                          | W, 1-0 (6) |
| 30    | Olympics of Louisville           | W, 5-0     |
| June  |                                  |            |
| 10    | Pastimes of Baltimore            | W, 9-0     |
| 13    | Johns Hopkins                    | L, 1-2     |
| 13    | Johns Hopkins                    | W, 13-3    |
| 22    | Columbian Ath. Club              | W, 4-1     |
| 23    | Columbian Ath. Club              | W, 11-3    |

**1892 (9-9-1)**  
**H: 5-7 | A: 1-0 | N: 3-1-1**  
**COACH: unknown**  
 CAPTAIN: Mendell L. Smith  
 MANAGER: James Breckenridge Robertson

|       |                                  |             |
|-------|----------------------------------|-------------|
| March |                                  |             |
| 28    | Boston Beaneaters (MLB)          | L, 0-22     |
| 29    | Boston Beaneaters (MLB)          | L, 3-19     |
| April |                                  |             |
| 6     | Vermont                          | L, 1-10     |
| 6     | Dartmouth                        | W, 11-2 (6) |
| 12    | Lafayette                        | W, 20-12    |
| 13    | Lafayette                        | W, 12-0 (7) |
| 15    | Lehigh                           | L, 6-9      |
| 16    | Lehigh                           | W, 8-6 (7)  |
| 19    | vs. Princeton (in Richmond)      | L, 0-10     |
| May   |                                  |             |
| 6     | Vanderbilt                       | L, 4-5      |
| 10    | vs. North Carolina (in Richmond) | W, 5-2      |
| 11    | North Carolina                   | L, 4-7      |
| 13    | vs. Washington & Lee (18)        | T, 2-2      |
| 13    | vs. Baltimore Y.M.C.A. (18)      | W, 8-4      |
| 21    | vs. Johns Hopkins (18)           | W, 6-5 (12) |
| June  |                                  |             |
| 23    | at Hampden-Sydney                | W, 9-7      |
| 27    | Columbia Ath. Club of Washington | L, 5-8      |
| 28    | Columbia Ath. Club of Washington | W, 7-2      |

**1893 (10-5-1)**  
**H: 4-2-1 | A: 0-0 | N: 6-3**  
**COACH: unknown**  
 CAPTAINS: Murray M. McGuire and Mendell L. Smith  
 MANAGER: R. D. Anderson

|       |                         |             |
|-------|-------------------------|-------------|
| April |                         |             |
| 1     | vs. Yale (5)            | L, 8-14     |
| 3     | Yale                    | L, 4-11     |
| 8     | Harvard                 | T, 1-1      |
| 10    | Vermont                 | W, 6-5 (10) |
| 11    | Vermont                 | L, 4-7      |
| 28    | vs. North Carolina (18) | W, 5-2      |
| May   |                         |             |
| 4     | Lafayette               | W, 11-2     |
| 5     | Lafayette               | W, 15-4     |
|       | vs. Sewanee (18)        | W, 13-5     |
|       | Randolph-Macon          | W, 16-0     |

World's Fair Baseball Tourney (Chicago)  
 June  
 26 vs. Illinois W, 11-7  
 29 vs. Wisconsin W, 14-4  
 July  
 1 vs. Illinois W, 11-7  
 6 vs. Wesleyan Univ. W, 6-0  
 11 vs. Amherst L, 6-8  
 12 vs. Yale L, 2-6

*Note: Virginia finished second in eight-team field behind Yale.*

**1894 (9-7)**  
**H: 8-5 | A: 0-0 | N: 1-2**  
**COACH: unknown**  
 CAPTAIN: Mendell L. Smith  
 MANAGER: James Breckenridge Robertson

|       |                                  |             |
|-------|----------------------------------|-------------|
| March |                                  |             |
| 21    | Columbia                         | W, 6-1      |
| 22    | Lehigh                           | W, 11-4     |
| 24    | vs. Yale (5)                     | L, 4-28     |
| 26    | Yale                             | L, 11-13    |
| April |                                  |             |
| 7     | Vermont                          | L, 5-12     |
| 8     | Vermont                          | W, 11-8     |
| 12    | Baltimore Orioles                | L, 0-28     |
| 13    | Baltimore Orioles                | L, 5-11     |
| 18    | Columbia Ath. Club of Washington | W, 23-5     |
| 21    | vs. Wake Forest (18)             | W, 5-2 (10) |
| 25    | Penn State                       | W, 14-4     |
| 28    | Georgetown                       | W, 3-2      |
| 4     | vs. North Carolina               | L, 2-4      |
| 5     | North Carolina                   | W, 10-2     |
| May   |                                  |             |
| 10    | Lafayette                        | L, 3-7      |
| 11    | Lafayette                        | W, 7-5      |

**1895 (10-7)**  
**H: 8-2 | A: 0-4 | N: 2-1**  
**COACH: unknown**  
 CAPTAIN: J. Garnett Nelson  
 MANAGER: Jonathan Bryan

|       |                        |         |
|-------|------------------------|---------|
| March |                        |         |
| 26    | New York Giants        | L, 0-12 |
| 30    | St. Albans             | W, 11-3 |
| April |                        |         |
| 3     | vs. Vermont (10)       | W, 3-2  |
| 4     | Vermont                | W, 13-5 |
| 6     | Rutgers                | W, 9-2  |
| 11    | Lehigh                 | W, 15-9 |
| 13    | vs. Yale (5)           | L, 9-15 |
| 15    | Yale                   | L, 3-6  |
| 20    | Washington & Lee       | W, 13-0 |
| 25    | Franklin & Marshall    | W, 8-1  |
| 27    | Franklin & Marshall    | W, 5-0  |
| May   |                        |         |
| 4     | Georgetown             | W, 5-3  |
| 7     | at Penn                | L, 3-8  |
| 9     | at Cornell             | L, 2-11 |
| 10    | at Cornell             | L, 0-6  |
| 11    | at Georgetown          | L, 2-16 |
| 18    | vs. North Carolina (4) | W, 7-0  |

**1896 (7-10)**  
**H: 6-4 | A: 1-4 | N: 0-2**  
**COACH: unknown**  
 CAPTAIN: Murray M. McGuire  
 MANAGER: McLane Tilton, Jr.

|       |                      |         |
|-------|----------------------|---------|
| April |                      |         |
| 2     | Lehigh               | W, 25-3 |
| 3     | Princeton            | L, 4-5  |
| 4     | Yale                 | L, 4-12 |
| 6     | vs. Yale (Lynchburg) | L, 7-8  |
| 8     | Johns Hopkins        | W, 15-8 |
| 13    | Hobart               | L, 4-7  |
| 15    | Hobart               | L, 2-3  |
| 23    | Trinity              | W, 6-4  |

|     |                               |          |
|-----|-------------------------------|----------|
| 25  | vs. North Carolina (Danville) | L, 6-14  |
| 30  | St. John's - Annapolis        | W, 18-12 |
| May |                               |          |
| 5   | St. Albans                    | W, 4-3   |
| 11  | Cornell                       | W, 6-5   |
| 15  | at Georgetown                 | L, 11-31 |
| 16  | at Georgetown                 | L, 0-7   |
| 18  | at Pennsylvania               | L, 2-3   |
| 19  | at Lehigh                     | L, 6-10  |
| 20  | at Princeton                  | W, 10-6  |

**1897 (14-13)**  
**H: 9-5 | A: 4-6 | N: 1-2**  
**COACH: unknown**  
 CAPTAIN: John Lawrence, Vick Bonney  
 MANAGER: Elbert Lee Trinkle

|       |                   |             |
|-------|-------------------|-------------|
| March |                   |             |
| 22    | Woodberry Forest  | W, 14-4     |
| 24    | Locust Dale       | W, 18-6     |
| 27    | at North Carolina | W, 7-6      |
| 29    | Wake Forest       | W, 10-3     |
| April |                   |             |
| 1     | Vermont           | W, 14-1     |
| 2     | Vermont           | W, 12-4     |
| 6     | Lafayette         | L, 9-11     |
| 8     | McCabe's School   | L, 7-8      |
| 12    | Pennsylvania      | L, 7-13     |
| 15    | Lehigh            | L, 3-8      |
| 17    | Yale              | W, 13-5     |
| 19    | vs. Yale (18)     | L, 13-15    |
| 20    | Princeton         | L, 3-9      |
| 26    | North Carolina    | W, 10-4     |
| May   |                   |             |
| 4     | Richmond          | W, 9-4      |
| 7     | St. Albans        | W, 17-4     |
| 10    | at Princeton      | L, 4-18     |
| 11    | at Yale           | L, 4-5      |
| 12    | at Harvard        | L, 3-9      |
| 13    | at Cornell        | W, 7-4      |
| 14    | at Penn           | L, 7-18 (7) |
| 15    | at Georgetown     | L, 6-12     |

|      |                           |             |
|------|---------------------------|-------------|
| June |                           |             |
| 11   | at Charlotte YMCA (Exh.)  | W, 10-7     |
| 12   | at Charleston YMCA (Exh.) | W, 38-2 (7) |
| 14   | at Charleston YMCA (Exh.) | W, 11-1     |
| 16   | at Georgia                | L, 8-9 (7)  |
| 17   | vs. Georgia (in Atlanta)  | W, 16-4     |
| 18   | vs. Georgia (in Atlanta)  | L, 3-4      |
| 19   | at Sewanee                | W, 6-3      |
| 21   | at Sewanee                | W, 4-1      |

**1898 (15-8)**  
**COACH: unknown**  
 CAPTAIN: John Lawrence Vick Bonney  
 MANAGER: Don Preston Peters

|                  |          |
|------------------|----------|
| McCabe's School  | W, 27-2  |
| Episcopal HS     | W, 5-3   |
| Woodberry Forest | W, 11-5  |
| Pantops Academy  | W, 12-5  |
| Lafayette        | W, 12-8  |
| Lehigh           | W, 13-3  |
| Yale             | W, 9-0   |
| Yale             | L, 0-5   |
| Princeton        | W, 14-10 |
| Harvard          | L, 5-7   |

|                  |          |
|------------------|----------|
| Richmond         | L, 6-8   |
| Richmond         | L, 12-19 |
| Washington & Lee | W, 2-1   |
| Washington & Lee | W, 20-0  |
| Georgetown       | W, 13-6  |
| St. John's       | W, 26-5  |
| Georgetown       | W, 9-5   |
| Georgetown       | L, 7-10  |
| Pennsylvania     | L, 3-9   |
| Princeton        | L, 5-12  |
| St. Paul's       | W, 19-2  |
| Wesleyan         | L, 4-6   |
| Yale             | W, 4-0   |

**1899 (13-6)**  
**COACH: unknown**  
 CAPTAIN: W. A. Martin  
 MANAGER: A. W. Aston

|               |         |
|---------------|---------|
| Episcopal HS  | W, 7-1  |
| Lafayette     | W, 7-5  |
| Cornell       | W, 14-5 |
| Lehigh        | W, 8-3  |
| Yale          | W, 10-3 |
| Yale          | W, 10-4 |
| Princeton     | W, 19-4 |
| Princeton     | L, 6-18 |
| Boston        | L, 3-14 |
| Boston        | L, 1-15 |
| Harvard       | L, 3-9  |
| Pennsylvania  | W, 18-3 |
| Pennsylvania  | W, 6-4  |
| Georgetown    | L, 6-8  |
| Maryland      | W, 10-2 |
| St. Albans    | W, 23-3 |
| Georgetown    | L, 5-6  |
| West Virginia | W, 8-5  |
| Trinity       | W, 12-0 |

**1900 (9-6)**  
**COACH: unknown**  
 CAPTAIN: Brodie C. Nalls  
 MANAGER: N. P. Cooke

|                     |         |
|---------------------|---------|
| Woodberry Forest    | W, 23-3 |
| Episcopal HS        | W, 16-4 |
| Cornell             | W, 6-5  |
| Gallaudet           | W, 9-3  |
| Franklin & Marshall | L, 2-5  |
| Lehigh              | L, 0-2  |
| Howard              | L, 0-7  |
| Yale                | L, 7-8  |
| Princeton           | L, 3-9  |
| Pennsylvania        | L, 7-8  |
| Pennsylvania        | W, 19-4 |
| Washington & Lee    | W, 12-0 |
| VMI                 | W, 22-0 |
| Virginia Tech       | W, 12-0 |
| Roanoke Col.        | W, 17-2 |

# YEAR-BY-YEAR RESULTS

## 1901 (12-8)

### COACH: unknown

CAPTAIN: C. P. Carter

MANAGER: R. E. Lee Taylor

|                  |         |
|------------------|---------|
| Bellevue HS      | W, 296  |
| St. Albans       | W, 60   |
| Locust Dale      | W, 122  |
| Lafayette        | W, 109  |
| Episcopal HS     | W, 120  |
| Woodberry Forest | W, 190  |
| Lehigh           | W, 132  |
| Boston (AL)      | L, 023  |
| Yale             | L, 69   |
| Princeton        | L, 1019 |
| Princeton        | L, 59   |
| Harvard          | L, 58   |
| Cornell          | L, 29   |
| North Carolina   | W, 92   |
| Georgetown       | L, 013  |
| Maryland         | W, 1613 |
| Georgetown       | L, 69   |
| Washington & Lee | W, 98   |
| Virginia Tech    | W, 83   |
| Roanoke Col.     | W, 85   |

## 1902 (13-7-1)

### COACH: unknown

CAPTAIN: C. P. Carter

MANAGER: Owsley Brown

|                     |            |
|---------------------|------------|
| Locust Dale         | W, 150     |
| Miller's School     | W, 152     |
| St. Albans          | L, 314     |
| Lehigh              | W, 1410    |
| Pennsylvania        | L* forfeit |
| Yale (10)           | T, 22      |
| Princeton           | L, 89      |
| Princeton           | L, 216     |
| Hobart              | W, 164     |
| Cornell             | L, 1014    |
| Howard              | L, 811     |
| Columbian           | W, 75      |
| Washington & Lee    | W, 125     |
| North Carolina (10) | W, 54      |
| North Carolina      | W, 97      |
| William & Mary      | W, 271     |
| Columbian           | L, 46      |
| Princeton           | W, 141     |
| Roanoke             | W, 101     |
| North Carolina      | W, 111     |
| Washington & Lee    | W, 113     |

\* Losing 9-0, Virginia forfeited to Penn

## 1903 (15-6-1)

### COACH: unknown

CAPTAIN: J. Beverly Pollard

MANAGER: Armistead M. Doble

|                        |         |
|------------------------|---------|
| Miller School          | W, 84   |
| Woodberry School       | W, 150  |
| Locust Dale            | W, 121  |
| St. Alban's            | W, 101  |
| Lafayette              | W, 172  |
| Lafayette              | L, 212  |
| Pennsylvania           | W, 10   |
| Pennsylvania           | L, 13   |
| Gettysburg             | W, 32   |
| Syracuse               | L, 78   |
| Lehigh                 | W, 40   |
| Yale                   | L, 29   |
| Brown's School         | W, 61   |
| VMI                    | W, 71   |
| A27 Virginia Tech (18) | W, 142  |
| NC State               | W, 40   |
| North Carolina         | L, 310  |
| North Carolina         | T, 1515 |
| Davidson               | W, 81   |
| M6 Virginia Tech       | W, 134  |
| North Carolina         | L, 14   |
| Roanoke Col.           | W, 21   |

## 1904 (16-9)

### COACH: unknown

CAPTAIN: C. P. Stearns

MANAGER: J. W. Somerville, Jr.

|                       |        |
|-----------------------|--------|
| March                 |        |
| 12 Woodberry Forest   | L, 01  |
| 17 Pantops Academy    | W, 60  |
| 19 Fishburne Military | W, 153 |
| 22 St. Alban's        | W, 60  |
| 23 Randolph-Macon     | W, 40  |
| 25 Villanova          | W, 135 |
| 26 Villanova          | L, 02  |
| 29 St. John's         | W, 90  |

|              |        |
|--------------|--------|
| 30 Lafayette | W, 102 |
| 31 Lafayette | W, 60  |

April

|                      |        |
|----------------------|--------|
| 2 Yale (1)           | L, 14  |
| 4 Yale               | L, 47  |
| 5 Lehigh             | W, 229 |
| 6 Pennsylvania       | L, 17  |
| 7 Pennsylvania       | L, 110 |
| 9 Cornell            | W, 76  |
| 12 Hampden-Sydney    | W, 70  |
| 14 Virginia Tech     | W, 90  |
| 16 at Navy           | L, 34  |
| 18 vs. Harvard (2)   | L, 411 |
| 19 Washington & Lee  | L, 17  |
| 21 at NC State       | W, 113 |
| 23 at North Carolina | W, 92  |
| ? Columbia           | W, 117 |

May

|                 |        |
|-----------------|--------|
| 6 Johns Hopkins | W, 155 |
|-----------------|--------|

## 1905 (17-7)

### COACH: unknown

CAPTAIN: J. M. Stucky

MANAGER: H. N. Page, Jr.

March

|                       |        |
|-----------------------|--------|
| 11 Woodberry Forest   | W, 31  |
| 18 Miller School      | W, 61  |
| 20 Fishburne Mil. Ac. | W, 113 |
| 25 West Virginia      | W, 71  |
| 27 West Virginia      | L, 24  |
| 29 William & Mary     | W, 220 |
| 31 Lafayette          | W, 60  |

April

|                      |        |
|----------------------|--------|
| 1 Lafayette          | L, 16  |
| 3 Penn State         | L, 213 |
| 6 Pennsylvania       | W, 32  |
| 7 vs. St. John's (3) | W, 94  |
| 8 at Navy            | W, 73  |
| 15 Johns Hopkins     | W, 135 |
| 17 Kentucky          | W, 74  |
| 18 Davidson          | W, 43  |
| 19 George Washington | W, 221 |
| 20 St. John's        | W, 198 |
| 22 vs. Yale (1)      | L, 56  |
| 24 Syracuse          | L, 48  |
| 25 Syracuse          | W, 72  |
| 26 Virginia Tech     | W, 71  |
| 27 Virginia Tech     | W, 72  |

May

|                      |       |
|----------------------|-------|
| 4 at North Carolina  | L, 16 |
| 5 vs. North Carolina | L, 23 |

## 1906 (18-10)

### COACH: unknown

CAPTAIN: A. C. Graham

MANAGER: R. G. Camp

March

|                  |        |
|------------------|--------|
| 17 Richmond Col. | W, 135 |
| 21 Miller School | W, 190 |
| 23 Lafayette     | L, 210 |

April

|                           |        |
|---------------------------|--------|
| 2 Penn State              | L, 15  |
| 3 Pennsylvania            | W, 71  |
| 4 Pennsylvania            | L, 02  |
| 6 VMI                     | W, 90  |
| 11 Syracuse               | W, 127 |
| 12 Princeton              | L, 12  |
| 13 vs. Yale (1)           | L, 011 |
| 14 vs. Yale (1)           | W, 32  |
| 16 Lehigh                 | W, 115 |
| 17 Lehigh                 | W, 62  |
| 18 Kentucky               | W, 123 |
| 19 Carlisle Indians       | W, 113 |
| 20 Carlisle Indians       | W, 31  |
| 23 vs. North Carolina (5) | L, 16  |
| 24 North Carolina         | W      |

\* forfeit

|                   |        |
|-------------------|--------|
| 25 NC State       | W, 120 |
| 27 Georgia        | W, 71  |
| 28 Georgia        | W, 85  |
| 30 Kentucky State | W, 72  |

May

|                     |       |
|---------------------|-------|
| 2 at Trinity        | L, 24 |
| 3 at North Carolina | W, 43 |
| 4 at Wake Forest    | W, 65 |
| 5 at NC State       | L, 45 |
| 9 George Washington | L, 23 |
| 12 Johns Hopkins    | L, 34 |

## 1907 (16-6-1)

### COACH: unknown

CAPTAIN: A. S. Walker

MANAGER: A. T. Brant

March

|                     |       |
|---------------------|-------|
| 16 Woodberry Forest | W, 71 |
| 18 Fishburne School | T, 66 |

|             |       |
|-------------|-------|
| 29 Cornell  | L, 78 |
| 30 Columbia | W, 76 |

April

|                           |        |
|---------------------------|--------|
| 1 Columbia                | W, 163 |
| 2 Lafayette               | W, 63  |
| 3 Pennsylvania            | L, 811 |
| 4 Pennsylvania            | W, 52  |
| 5 Herm. Club of Rich.     | W, 65  |
| 10 Dartmouth              | L, 34  |
| 13 Georgetown             | W, 90  |
| 15 North Carolina         | W, 51  |
| 16 George Washington      | W, 81  |
| 17 Trinity                | W, 21  |
| 20 vs. North Carolina (4) | W, 52  |
| 22 Davidson               | W, 121 |
| 26 Georgia                | W, 83  |
| 27 Georgia                | W, 83  |

May

|                  |       |
|------------------|-------|
| 4 Georgetown (2) | L, 01 |
| 7 at Villanova   | L, 49 |
| 8 at Princeton   | W, 32 |
| 9 at Yale        | L, 16 |
| 11 at Army       | W, 51 |

## 1908 (12-11-1)

### COACH: unknown

CAPTAIN: John F. Hoff

MANAGER: W. H. Jordan

March

|                     |        |
|---------------------|--------|
| 25 Fishburne School | W, 95  |
| 26 Miller School    | W, 150 |
| 28 Woodberry Forest | W, 10  |
| 30 Amherst          | W, 10  |

April

|                          |        |
|--------------------------|--------|
| 1 Amherst                | W, 51  |
| 2 Cornell                | L, 24  |
| 3 Cornell                | W, 42  |
| 6 vs. North Carolina (4) | L, 12  |
| 11 Georgetown            | L, 23  |
| 13 Dartmouth             | W, 100 |
| 14 Princeton             | W, 62  |
| 16 vs. Princeton (5)     | L, 01  |
| 17 Penn State            | L, 59  |
| 20 Lehigh                | W, 70  |
| 21 Lehigh                | L, 46  |
| 22 North Carolina        | W, 54  |
| 23 Pennsylvania          | W, 75  |
| 24 Pennsylvania          | L, 36  |
| 25 Davidson              | W, 40  |
| 27 at Georgetown         | L, 02  |
| 28 at Georgetown         | L, 03  |
| 29 at Princeton          | L, 02  |

May

|              |       |
|--------------|-------|
| 1 at Fordham | L, 27 |
| 2 at Army    | T, 11 |

## 1909 (19-7-1)

### COACH: unknown

CAPTAIN: John F. Hoff

MANAGER: L. W. Tazewell, Jr.

March

|                     |        |
|---------------------|--------|
| 15 Woodberry Forest | W, 53  |
| 18 Fishburne School | W, 60  |
| 20 Miller School    | W, 101 |
| 25 William & Mary   | W, 130 |
| 27 Randolph-Macon   | W, 10  |
| 29 Colgate          | W, 71  |
| 30 Colgate          | W, 30  |

April

|                       |       |
|-----------------------|-------|
| 1 Amherst             | W, 54 |
| 3 vs. Yale (1)        | L, 24 |
| 6 St. John's          | W, 51 |
| 7 Lafayette           | W, 32 |
| 8 Holy Cross          | W, 93 |
| 9 Princeton           | W, 43 |
| 12 Fordham            | W, 21 |
| 14 Pennsylvania       | W, 30 |
| 15 South Carolina     | W, 61 |
| 16 South Carolina     | L, 56 |
| 19 North Carolina (4) | W, 31 |
| 22 Harvard            | L, 01 |
| 28 Davidson           | W, 80 |
| 30 North Carolina     | L, 67 |

May

|                |       |
|----------------|-------|
| 1 Georgetown   | W, 76 |
| 4 at Princeton | L, 03 |
| 5 at Amherst   | W, 41 |
| 6 at Wesleyan  | T, 44 |
| 7 at Yale      | L, 02 |
| 8 at Army      | L, 34 |

## 1910 (7-14-1)

### COACH: Charles Rigler

CAPTAIN: R. H. Pickford

MANAGER: Rufus T. Reid

|                  |        |
|------------------|--------|
| Woodberry Forest | W, 80  |
| St. John's       | L, 26  |
| Princeton        | L, 25  |
| Holy Cross       | L, 27  |
| Pennsylvania     | L, 03  |
| Pennsylvania     | L, 38  |
| Amherst          | L, 310 |
| Amherst          | L, 316 |
| Lafayette        | W, 40  |
| Lafayette        | L, 24  |
| North Carolina   | W, 43  |
| North Carolina   | W, 62  |
| Georgetown       | W, 42  |
| Harvard          | L, 01  |
| North Carolina   | L, 03  |
| Davidson         | W, 124 |
| Georgetown       | L, 25  |
| Pennsylvania     | L, 47  |
| Harvard          | T, 11  |
| Holy Cross       | L, 02  |
| Yale             | L, 13  |
| Army             | W, 63  |

## 1911 (11-9)

### COACH: Charles Rigler

CAPTAIN: Thomas Clay Carter

MANAGER: Joseph S. Moore

|                  |        |
|------------------|--------|
| Jefferson School | W, 161 |
| Woodberry Forest | W, 221 |
| Tome             | W, 120 |
| Randolph-Macon   | W, 30  |
| Amherst          | L, 25  |
| Amherst          | L, 24  |
| Carolina         | W, 31  |
| Carolina         | L, 01  |
| St. John's       | W, 51  |
| Princeton        | L, 13  |
| Fordham          | W, 40  |
| Pennsylvania     | L, 08  |
| Carolina         | L, 01  |
| Georgetown       | W, 80  |
| VMI              | W, 110 |
| Georgetown       | W, 43  |
| Pennsylvania     | L, 010 |
| Fordham          | W, 40  |
| Brown            | L, 03  |
| Yale             | L, 09  |

## 1912 (14-9-1)

### COACH: Charles Rigler

CAPTAIN: Thomas Clay Carter

MANAGER: unknown

|                 |        |
|-----------------|--------|
| Wash. Nationals | W, 53  |
| Wash. Nationals | L, 111 |
| Jefferson       | W, 116 |
| Episcopal HS    | W, 170 |
| Amherst         | L, 45  |
| Amherst         | W, 84  |
| St. John's      | W, 42  |
| Princeton       | L, 36  |
| Yale (10)       | T, 33  |
| Holy Cross      | L, 14  |
| Cornell         | W, 21  |
| Montreal        | L, 29  |
| Trinity         | W, 85  |
| North Carolina  | W, 21  |
| North Carolina  | L, 310 |
| North Carolina  | L, 04  |
| South Carolina  | W, 102 |
| Georgetown      | W, 43  |
| North Carolina  | W, 40  |
| Bucknell        | W, 154 |
| Georgia         | W, 51  |
| Pennsylvania    | L, 45  |
| Georgetown      | L, 05  |
| Georgetown      | W, 63  |

## 1913 (12-8)

### COACH: Jack Ryan

CAPTAIN: D. W. Neff

MANAGER: G. F. Thornhill

|                 |        |
|-----------------|--------|
| Wash. Nationals | L, 06  |
| Holy Cross      | W, 168 |
| Princeton       | W, 30  |
| Amherst         | L, 56  |
| Cornell         | W, 65  |
| Cornell         | W, 123 |
| Randolph-Macon  | W, 81  |
| North Carolina  | L, 45  |
| Davidson        | W, 131 |
| North Carolina  | W, 129 |

|                |        |
|----------------|--------|
| Georgetown     | W, 133 |
| South Carolina | W, 31  |
| Trinity        | W, 83  |
| Holy Cross     | L, 14  |
| Catholic Univ. | L, 48  |
| Georgetown     | W, 82  |
| Navy           | L, 410 |
| Princeton      | W, 61  |
| Yale           | L, 24  |
| Army           | L, 39  |

## 1914 (10-7)

### COACH: Jack Ryan

CAPTAIN: J. L. White

MANAGER: C. G. Giddings

|                |        |
|----------------|--------|
| Amherst        | L, 35  |
| Vermont        | W, 91  |
| Cornell        | W, 71  |
| Cornell        | L, 35  |
| Princeton      | L, 410 |
| Yale           | W, 104 |
| Yale           | W, 83  |
| Johns Hopkins  | W, 65  |
| VMI            | W, 113 |
| North Carolina | W, 20  |
| North Carolina | W, 91  |
| Trinity        | W, 133 |
| North Carolina | W, 61  |
| Princeton      | L, 45  |
| Harvard        | L, 23  |
| Brown          | L, 38  |
| Yale           | L, 417 |

## 1915 (14-6)

### COACH: Jack Ryan

CAPTAIN: J. L. White

MANAGER: H. M. Robertson

|                |         |
|----------------|---------|
| Amherst        | W, 50   |
| Amherst        | W, 71   |
| Princeton      | L, 15   |
| Fordham        | W, 54   |
| Cornell        | W, 41   |
| Cornell        | W, 21   |
| Williams       | W, 91   |
| North Carolina | W, 52   |
| North Carolina | L, 58   |
| Trinity        | W, 106  |
| Michigan       | W, 61   |
| Catholic       | W, 72   |
| North Carolina | W, 53   |
| Georgia        | W, 10   |
| Georgia        | L, 35   |
| Trinity        | W, 1210 |
| Princeton      | L, 04   |
| Harvard        | L, 210  |
| Brown          | W, 54   |
| Yale           | L, 26   |



# YEAR-BY-YEAR RESULTS

## 1917 (2-2)

**COACH: James L. White**

CAPTAIN: E. W. Smith

MANAGER: C. Tunstall

|  |        |
|--|--------|
| Amherst  | W, 4-3 |
| Amherst  | L, 0-1 |
| Lehigh   | W, 4-0 |
| North Carolina                                 | L, 2-3 |
| Remainder of schedule cancelled April 14, 1917 |        |

## 1918 (7-4)

**COACH: H. H. Lannigan**

CAPTAIN: C. D. Mahood

MANAGER: V. B. Hirst

|                         |         |
|-------------------------|---------|
| Virginia Christian Col. | W, 8-0  |
| William & Mary          | W, 11-3 |
| Richmond Col.           | W, 10-8 |
| North Carolina          | L, 0-3  |
| North Carolina          | W, 4-0  |
| Marshall Col.           | W, 16-4 |
| North Carolina          | W, 2-1  |
| VMI                     | W, 14-4 |
| West Virginia           | L, 4-7  |
| West Virginia           | L, 0-9  |
| West Virginia           | L, 5-9  |

## 1919 (8-8-1)

**COACH: E. W. Smith**

CAPTAIN: H. H. Gwathmey

MANAGER: J. N. Greear

|                  |         |
|------------------|---------|
| Richmond Col.    | W, 5-4  |
| Lincoln Memorial | L, 0-4  |
| William & Mary   | L, 0-2  |
| Hampden-Sydney   | W, 13-3 |
| North Carolina   | W, 2-1  |
| North Carolina   | T, 3-3  |
| Georgia          | L, 2-7  |
| Georgia          | L, 4-7  |
| Davidson         | L, 0-7  |
| Randolph-Macon   | W, 4-0  |
| North Carolina   | L, 1-7  |
| Maryland State   | W, 7-5  |
| Georgia          | L, 4-10 |
| Georgia          | W, 3-0  |
| VMI              | W, 2-1  |
| North Carolina   | W, 11-4 |
| Princeton        | L, 2-5  |

## 1920 (11-7-1)

**COACH: James L. White**

CAPTAIN: William I. Pritchard

MANAGER: Raymond McK. Sloan

|                |        |
|----------------|--------|
| Maryland State | L, 1-3 |
| Cornell        | L, 4-7 |
| Yale           | W, 3-0 |
| Lafayette      | W, 5-1 |
| Amherst        | L, 2-4 |
| Amherst        | L, 0-2 |
| Georgia        | L, 0-4 |
| Georgia        | W, 5-4 |
| North Carolina | W, 4-3 |
| St. John's     | W, 7-4 |
| Johns Hopkins  | W, 9-4 |
| Harvard        | T, 2-2 |
| Auburn         | W, 1-0 |
| Auburn         | L, 0-4 |
| North Carolina | W, 8-7 |
| South Carolina | W, 8-3 |
| Princeton      | L, 1-8 |
| Yale           | W, 1-0 |
| Amherst        | W, 4-3 |

## 1921 (7-15)

**COACH: W. Rice Warren**

CAPTAIN: J. Wilcox Dunn, Robert E.

Hanson ('22 Curis)

MANAGER: Water T. Bergstrom

(resigned), William Menefee, Jr.

|                   |            |
|-------------------|------------|
| Lynchburg Col.    | L, 0-2     |
| Johns Hopkins     | L, 5or3-11 |
| Penn State        | L, 2-14    |
| Fordham           | L, 2-7     |
| Dartmouth         | W, 8-5     |
| North Carolina    | L, 3-5     |
| Univ. of Richmond | W, 3-1     |
| Cornell           | L, 2-3     |
| Cornell           | L, 3-4     |
| Williams          | W, 6-5     |
| William & Mary    | W, 8-6     |
| VMI               | L, 4-7     |
| Buffalo           | L, 0-22    |
| Company K         | W, 11-0    |
| North Carolina    | L, 3-7     |
| North Carolina    | L, 2-3     |
| Oglethorpe        | W, 2-1     |
| Oglethorpe        | L, 2-11    |
| Johns Hopkins     | W, 10-9    |

|                |        |
|----------------|--------|
| Catholic Univ. | L, 8-9 |
| Fordham        | L, 2-8 |
| Yale           | L, 1-9 |

## 1922 (8-14)

**COACH: Jack Ryan**

CAPTAIN: Joseph William Dunn

MANAGER: R. V. Hatcher

|                   |         |
|-------------------|---------|
| Lynchburg Col.    | W, 3-2  |
| Delaware          | L, 2-3  |
| Cornell           | L, 0-8  |
| Cornell           | W, 4-3  |
| Vermont           | L, 5-8  |
| Washington & Lee  | L, 7-10 |
| Virginia Tech     | W, 6-0  |
| Oglethorpe        | L, 2-4  |
| Oglethorpe        | L, 3-5  |
| North Carolina    | L, 0-6  |
| William & Mary    | W, 6-5  |
| North Carolina    | L, 0-4  |
| North Carolina    | L, 0-7  |
| VMI               | L, 1-3  |
| West Virginia     | W, 4-3  |
| West Virginia     | W, 8-0  |
| Univ. of Richmond | L, 1-4  |
| North Carolina    | L, 0-6  |
| Catholic Univ.    | W, 3-0  |
| Princeton         | L, 2-5  |
| Brown             | W, 12-5 |
| Yale              | L, 4-13 |

## 1923 (11-12-1)

**COACH: Earle Neale**

CAPTAIN: Robert Randolph Parrish

MANAGER: Walter Lindsay Brown

|                  |          |
|------------------|----------|
| New York Univ.   | L, 6-7   |
| Amherst          | W, 14-6  |
| Princeton        | L, 4-6   |
| Penn State       | L, 1-9   |
| Fordham          | W, 10-2  |
| William & Mary   | L, 6-17  |
| Washington & Lee | W, 14-12 |
| Cornell          | T, 10-10 |
| Cornell          | W, 10-6  |
| Washington & Lee | L, 3-8   |
| Richmond Col.    | L, 6-19  |
| VMI              | L, 0-6   |
| Lynchburg Col.   | L, 7-8   |
| North Carolina   | L, 1-2   |
| Georgia          | L, 0-4   |
| Georgia          | W, 8-6   |
| South Carolina   | W, 10-1  |
| Virginia Tech    | W, 7-0   |
| Davidson         | W, 14-6  |
| Maryland         | W, 3-2   |
| VMI              | L, 0-4   |
| Hampden-Sydney   | W, 8-5   |
| North Carolina   | L, 3-12  |
| North Carolina   | W, 4-3   |

## 1924 (15-10)

**COACH: Earle Neale**

CAPTAIN: Robert Randolph Parrish

MANAGER: Charles Skinker Valentine

|                  |         |
|------------------|---------|
| Amherst          | W, 13-9 |
| Amherst          | W, 6-0  |
| Roanoke          | W, 8-7  |
| Hampden-Sydney   | W, 5-4  |
| Cornell          | W, 3-0  |
| Cornell          | W, 7-4  |
| Washington & Lee | W, 3-0  |
| William & Mary   | W, 13-9 |
| Syracuse         | W, 6-4  |
| Georgia          | L, 4-8  |
| Georgia          | W, 2-1  |
| Quantico Marines | L, 0-3  |
| North Carolina   | L, 4-7  |
| Georgia Tech     | W, 8-4  |
| Georgia Tech     | L, 1-3  |
| North Carolina   | L, 2-3  |
| North Carolina   | L, 8-13 |
| Georgia          | L, 1-2  |
| Georgia Tech     | W, 7-4  |
| Georgia          | L, 1-2  |
| VMI              | W, 8-2  |
| VMI              | W, 9-4  |
| Washington & Lee | L, 2-4  |
| Virginia Tech    | L, 1-3  |
| Maryland         | W, 10-3 |

## 1925 (13-10-1)

**COACH: Earle Neale**

CAPTAIN: Thomas A. McCoy

MANAGER: Robert Sedgewick Osborn

|           |         |
|-----------|---------|
| Dartmouth | L, 1-3  |
| Lynchburg | W, 15-1 |

|                  |          |
|------------------|----------|
| Quantico Marines | L, 10-11 |
| Cornell          | W, 1-0   |
| Cornell          | W, 9-4   |
| Pennsylvania     | T, 5-5   |
| Pennsylvania     | W, 5-3   |
| Princeton        | W, 3-0   |
| Bucknell         | L, 2-10  |
| Syracuse         | W, 8-4   |
| Syracuse         | L, 5-10  |
| North Carolina   | L, 6-8   |
| North Carolina   | W, 9-2   |
| Washington & Lee | L, 4-5   |
| VMI              | W, 5-3   |
| NC State         | L, 6-8   |
| Maryland         | W, 11-9  |
| Navy             | L, 5-9   |
| Columbia         | W, 5-4   |
| Fordham          | L, 1-8   |
| Williams         | W, 9-8   |
| NC State         | L, 2-3   |
| North Carolina   | W, 4-1   |
| North Carolina   | W, 2-1   |

## 1926 (11-10)

**COACH: Earle Neale**

CAPTAIN: McDonald Edward Wrenn

MANAGER: Isaac May

|                  |          |
|------------------|----------|
| Pennsylvania     | L, 3-9   |
| Pennsylvania     | L, 1-3   |
| Syracuse         | W, 8-2   |
| Lehigh           | W, 4-2   |
| Rutgers          | W, 17-9  |
| North Carolina   | W, 7-3   |
| Richmond         | L, 6-7   |
| Washington & Lee | W, 5-2   |
| Virginia Tech    | L, 4-5   |
| VMI              | L, 3-4   |
| North Carolina   | L, 4-12  |
| North Carolina   | W, 6-2   |
| Duke             | W, 8-2   |
| Washington & Lee | W, 6-5   |
| Georgia Tech     | W, 7-6   |
| Georgia Tech     | L, 6-7   |
| Maryland         | W, 6-3   |
| Yale             | L, 11-13 |
| Columbia         | L, 5-6   |
| VMI              | W, 2-1   |
| Marines          | L, 2-5   |

## 1927 (13-7)

**COACH: Earle Neale**

CAPTAIN: Robert Gamble Cabell

MANAGER: Bryan Black, Jr.

|                  |          |
|------------------|----------|
| Springfield      | L, 2-3   |
| Bucknell         | W, 7-2   |
| Williams         | L, 6-10  |
| Hampden-Sydney   | W, 12-3  |
| Penn State       | W, 3-2   |
| Princeton        | W, 6-4   |
| VMI              | W, 10-4  |
| North Carolina   | L, 7-10  |
| Washington & Lee | L, 2-8   |
| VMI              | W, 15-3  |
| Richmond         | W, 7-0   |
| Fordham          | W, 4-2   |
| Yale             | L, 1-4   |
| New York Univ.   | L, 1-10  |
| Maryland         | W, 7-3   |
| Washington & Lee | W, 9-8   |
| North Carolina   | W, 6-2   |
| North Carolina   | L, 10-11 |
| Georgia          | W, 6-2   |
| Georgia          | W, 9-6   |

## 1928 (10-10)

**COACH: Earle Neale**

CAPTAIN: John Wesley Stephens, Jr.

MANAGER: William O. Bristow, Jr.

|                  |         |
|------------------|---------|
| Maryland         | L, 1-3  |
| Pennsylvania     | L, 5-12 |
| Colgate          | W, 13-7 |
| Cornell          | W, 8-1  |
| Princeton        | W, 4-2  |
| Harvard          | L, 5-11 |
| VMI              | W, 13-8 |
| North Carolina   | L, 4-6  |
| Virginia Tech    | W, 21-3 |
| Virginia Tech    | W, 6-0  |
| Duke             | L, 0-11 |
| NC State         | W, 3-2  |
| Quantico Marines | L, 6-9  |
| Maryland         | W, 8-3  |
| Navy             | L, 6-7  |
| NC State         | L, 4-6  |
| North Carolina   | W, 5-3  |
| North Carolina   | L, 4-8  |

|                   |        |
|-------------------|--------|
| Univ. of Richmond | L, 1-6 |
| Washington & Lee  | W, 3-1 |

## 1929 (8-13)

**COACH: Earle Neale**

CAPTAIN: Middleton Elliot Randolph

MANAGER: Howard W. Holland

|                  |         |
|------------------|---------|
| New York Univ.   | W, 6-5  |
| Princeton        | L, 1-3  |
| Princeton        | L, 5-7  |
| Colgate          | W, 5-4  |
| Yale             | L, 3-9  |
| Yale             | L, 2-10 |
| VMI              | L, 6-8  |
| Maryland         | L, 4-10 |
| North Carolina   | L, 4-5  |
| Davidson         | L, 2-5  |
| Washington & Lee | W, 6-5  |
| Virginia Tech    | W, 12-2 |
| William & Mary   | L, 3-19 |
| VMI              | L, 0-4  |
| NC State         | W, 7-2  |
| Maryland         | W, 3-0  |
| Duke             | L, 2-12 |
| North Carolina   | L, 4-6  |
| North Carolina   | L, 2-4  |
| Virginia Tech    | W, 8-6  |
| Washington & Lee | W, 12-5 |

## 1930 (2-12)

**COACH: Roy E. Randall**

CAPTAIN: William Edgar Byrd

MANAGER: Beverley Heth Randolph, Jr.

|                  |         |
|------------------|---------|
| William & Mary   | L, 3-9  |
| VMI              | L, 2-12 |
| Maryland         | L, 2-11 |
| North Carolina   | L, 5-8  |
| Washington & Lee | W, 6-2  |
| Virginia Tech    | L, 2-7  |
| Princeton        | L, 4-9  |
| Princeton        | W, 7-6  |
| VMI              | L, 1-10 |
| NC State         | L, 3-4  |
| Maryland         | L, 5-8  |
| Navy             | L, 2-5  |
| Duke             | L, 8-15 |
| NC State         | L, 5-10 |
| North Carolina   | L, 1-12 |

## 1931 (2-15)

**COACH: Gus K. Tebell**

CAPTAIN: James L. Ellis (Killed before season started)

MANAGER: Edwin Darius Dupree

|                  |          |
|------------------|----------|
| Dartmouth        | L, 2-11  |
| Yale             | L, 0-4   |
| Yale             | L, 7-9   |
| Washington & Lee | L, 2-9   |
| North Carolina   | L, 1-6   |
| VMI              | L, 3-4   |
| Harvard          | W, 11-10 |
| Princeton        | L, 1-8   |
| Princeton        | L, 2-6   |
| Maryland         | L, 1-10  |
| Virginia Tech    | L, 4-5   |
| NC State         | W, 6-1   |
| VMI              | L, 9-14  |
| North Carolina   | L, 2-6   |
| North Carolina   | L, 4-15  |
| Washington & Lee | L, 1-9   |
| Virginia Tech    | L, 1-6   |

## 1932 (12-4)

**COACH: Gus K. Tebell**

CAPTAIN: Frank P. Sippley

MANAGER: John D. Hurt

|                  |         |
|------------------|---------|
| Randolph Macon   | W, 4-1  |
| Maryland         | W, 8-5  |
| North Carolina   | W, 5-4  |
| VMI (12)         | W, 5-3  |
| Washington & Lee | L, 1-2  |
| Richmond         | W, 5-3  |
| Hampden-Sydney   | W, 9-2  |
| Virginia Tech    | W, 12-8 |
| Washington & Lee | W, 2-1  |
| VMI              | W, 15-7 |
| Virginia Tech    | W, 9-2  |
| UNCG             | L, 6-9  |
| North Carolina   | L, 3-4  |
| U.S. Marines     | W, 15-7 |
| Navy             | W, 16-2 |
| Maryland         | L, 5-9  |

## 1933 (8-5)

**COACH: Gus K. Tebell**

CAPTAINS: Ward W. Brewer, Charles

E. Poss

MANAGER: B. C. Baldwin, Jr.

|                  |         |
|------------------|---------|
| William & Mary   | W, 7-2  |
| Vermont          | W, 7-2  |
| Randolph Macon   | W, 6-4  |
| NC State         | L, 1-4  |
| Washington & Lee | L, 0-11 |
| Penn State       | L, 2-5  |
| Navy             | W, 3-1  |
| VMI              | W, 8-0  |
| Maryland         | W, 11-6 |
| Washington & Lee | W, 7-6  |
| VMI              | W, 4-3  |
| UNCG             | L, 1-11 |
| Virginia Tech    | L, 5-11 |

## 1934 (10-7)

**COACH: Gus K. Tebell**

CAPTAINS: S. P. Luck, Jr., V. H. Drissel

MANAGER: J. S. Hoghland

|                    |         |
|--------------------|---------|
| Trenton Univ. Club | W, 8-5  |
| Vermont            | W, 14-0 |
| William & Mary     | L, 5-6  |
| Maryland (10)      | L, 0-3  |
| North Carolina     | L, 1-3  |
| Maryland           | L, 0-8  |
| Navy               | W, 2-0  |
| VMI                | W, 8-3  |
| Univ. of Richmond  | L, 0-12 |
| William & Mary     | W, 4-3  |
| VMI                | W, 12-9 |
| Washington & Lee   | W, 2-0  |
| Virginia Tech      | W, 14-4 |
| NC State           | W, 7-6  |
| North Carolina     | L, 3-16 |
| UNCG               | L, 2-5  |
| West Virginia      | W, 22-0 |

Rain: 1 game with Randolph-Macon, Washington & Lee and West Virginia

## 1935 (13-8-1)

**COACH: Gus K. Tebell**

CAPTAIN: Orin W. Rogers

MANAGER: C. W. Carnan, Jr.

|                     |        |
|---------------------|--------|
| Vermont             | W, 4-0 |
| Michigan            | W, 4-2 |
| VMI                 | L, 1-2 |
| William & Mary (11) | T, 5-5 |
| Maryland            | L, 2-3 |
| Long Island         | L, 2-  |

# YEAR-BY-YEAR RESULTS

## 1937 (8-8-1)

### COACH: Gus K. Tebell

CAPTAIN: Robert H. Abbitt

MANAGER: William W. Carson, Jr.

|                  |             |
|------------------|-------------|
| Dartmouth        | W, 7.5      |
| Vermont          | W, 11.2     |
| Maryland         | L, 5-18     |
| Virginia Tech    | L, 0.9      |
| Harvard          | Rain        |
| William & Mary   | L, 3.5      |
| VMI              | W, 5.0      |
| Michigan         | Rain        |
| Washington & Lee | W, 6.3      |
| Maryland         | L, 5.9      |
| Navy             | W, 7.0      |
| William & Mary   | L, 3.5      |
| North Carolina   | T, 7-7 (12) |
| North Carolina   | L, 2.7      |
| Virginia Tech    | L, 3.6      |
| VMI              | W, 9.1      |
| Richmond         | L, 1-12     |
| Richmond         | W, 4.1      |
| North Carolina   | Rain        |
| Washington & Lee | W, 14.2     |

## 1938 (13-12)

### COACH: Gus K. Tebell

CAPTAIN: David Todd

MANAGER: Charles W. Tucker

|                  |         |
|------------------|---------|
| Vermont          | W, 9.8  |
| Vermont          | L, 2.3  |
| Harvard          | W, 6.5  |
| Michigan         | W, 5.4  |
| Washington & Lee | W, 6.2  |
| Maryland         | L, 1.5  |
| Richmond         | W, 1.0  |
| VMI              | W, 8.0  |
| William & Mary   | W, 7.4  |
| VMI              | L, 8-12 |
| Virginia Tech    | W, 7.4  |
| Wake Forest      | L, 4.6  |
| North Carolina   | L, 3.6  |
| Maryland         | W, 6.3  |
| Navy             | W, 5.4  |
| Richmond         | W, 7.1  |
| Virginia Tech    | L, 1.9  |
| Wake Forest      | L, 6.9  |
| Washington & Lee | L, 3.5  |
| Rutgers          | L, 4.8  |
| Brown            | L, 6-11 |
| Harvard          | L, 8.9  |
| Yale             | W, 8.3  |
| Amherst          | W, 9.7  |
| North Carolina   | L, 5.9  |

## 1939 (14-6)

### COACH: Gus K. Tebell

CAPTAIN: James E. Sargeant

MANAGER: Sidney M. Ruffin

|                     |         |
|---------------------|---------|
| Haverford Col.      | W, 13.0 |
| Yale                | W, 8.4  |
| Richmond            | W, 2.1  |
| Michigan            | W, 2.1  |
| North Carolina      | W, 10.5 |
| VMI                 | W, 6.5  |
| William & Mary      | L, 2.6  |
| Washington & Lee    | W, 10.8 |
| North Carolina      | L, 4-15 |
| Davidson            | W, 8.6  |
| VMI                 | W, 15.3 |
| Washington & Lee    | W, 9.2  |
| Virginia Tech       | W, 9.5  |
| Richmond            | L, 0.7  |
| Virginia Tech       | W, 5.2  |
| Navy                | W, 6.5  |
| Rutgers             | L, 8.9  |
| Yale                | L, 3.5  |
| Cornell             | W, 8.1  |
| Ill. Wesleyan Univ. | L, 9-10 |

## 1940 (18-4)

### State Champions

### COACH: Gus K. Tebell

CAPTAIN: James T. Gillette, Jr.

MANAGER: Bodley Brooker, Jr.

|                  |          |
|------------------|----------|
| Drexel Institute | W, 7.2   |
| Maryland         | W, 6.2   |
| Haverford        | W, 14.5  |
| Dartmouth        | L, 6.7   |
| Vermont          | W, 8.6   |
| Dartmouth        | W, 6.5   |
| Pittsburgh       | W, 19.5  |
| VMI              | W, 5.2   |
| William & Mary   | W, 9.1   |
| Michigan         | W, 12.11 |
| Virginia Tech    | W, 2.1   |
| Virginia Tech    | L, 1.6   |

|                  |          |
|------------------|----------|
| North Carolina   | L, 3.6   |
| VMI              | W, 14-11 |
| Richmond         | W, 2.1   |
| William & Mary   | W, 13-11 |
| North Carolina   | L, 5.9   |
| Washington & Lee | W, 13.2  |
| Maryland         | W, 5.4   |
| Navy             | W, 12.2  |
| Washington & Lee | W, 11.4  |
| Richmond         | W, 5.4   |

## 1941 (11-8)

### COACH: Gus K. Tebell

CAPTAIN: James R. Dodson, Jr.

MANAGER: Daniel D. Talley, III

|                   |          |
|-------------------|----------|
| Bridgewater       | W, 8.7   |
| Dartmouth         | W, 6.1   |
| Vermont           | W, 5.2   |
| Pittsburgh        | W, 6.5   |
| Randolph-Macon    | W, 12.4  |
| William & Mary    | L, 2.8   |
| VMI               | W, 10.9  |
| Washington & Lee  | L, 2.4   |
| Virginia Tech     | W, 18-11 |
| Michigan          | L, 4.6   |
| North Carolina    | L, 7.8   |
| Richmond          | L, 1.5   |
| Virginia Tech     | W, 7.4   |
| VMI               | W, 8.2   |
| George Washington | L, 2.8   |
| William & Mary    | L, 5.6   |
| Washington & Lee  | W, 19.3  |
| Navy              | L, 0.9   |
| Richmond          | W, 9.6   |

## 1942 (7-10-1)

### COACH: Gus K. Tebell

CAPTAIN: Charles M. Walsh, III

MANAGER: Brooke Peirce

|                   |         |
|-------------------|---------|
| Bridgewater       | W, 6.0  |
| Maryland          | W, 16.5 |
| Washington & Lee  | T, 0.0  |
| Richmond          | W, 4.0  |
| Washington & Lee  | L, 4.6  |
| William & Mary    | W, 10.1 |
| Michigan          | L, 3.9  |
| George Washington | L, 5.6  |
| North Carolina    | L, 1-18 |
| Richmond          | L, 1.8  |
| Virginia Tech     | L, 7.9  |
| VMI               | L, 5.8  |
| Hampden-Sydney    | W, 24.7 |
| North Carolina    | L, 2.5  |
| Virginia Tech     | W, 3.2  |
| VMI               | W, 13.1 |
| Navy              | L, 7-15 |
| William & Mary    | L, 2.7  |

## 1943 (6-4)

### COACH: Gus K. Tebell

CAPTAIN: Turnbull Gillette

MANAGER: Walter McClelland

|                     |         |
|---------------------|---------|
| April               |         |
| 6 Hampden-Sydney    | W, 5.3  |
| 9 Washington & Lee  | L, 8-15 |
| 10 VMI              | W, 20.0 |
| 13 Washington & Lee | Rain    |
| 21 Richmond         | W, 5.3  |
| 24 VMI              | W, 17.5 |
| 30 Naval Pre-Flight | W, 13.5 |
| May                 |         |
| 1 North Carolina    | W, 10.8 |
| 4 Virginia Tech     | L, 7.8  |
| 5 Virginia Tech     | L, 7.9  |
| 8 Richmond          | L, 1.8  |
| 12 Navy             | Rain    |

## 1944 (6-5-1)

### COACH: A. A. Corcoran

CAPTAIN: David H. Turp

MANAGERS: Robert E. Werhle and A. F. Eisenman, Jr.

|                        |         |
|------------------------|---------|
| April                  |         |
| 22 Lynchburg Cardinals | L, 7-16 |
| 29 Richmond            | W, 2.0  |
| May                    |         |
| 10 W. Wilson Hospital  | W, 6.0  |
| 13 Richmond            | L, 0.9  |
| 17 Virginia Tech       | L, 1.2  |
| 20 Hampden-Sydney      | W, 6.1  |
| 24 CASU-21             | W, 4.2  |
| 27 Camp Lee            | W, 6.2  |
| 31 W. Wilson Hospital  | L, 2.4  |
| June                   |         |
| 3 BTC #10              | L, 0.9  |
| 7 Hampden-Sydney       | W, 11.3 |
| 10 Camp Lee            | T, 1.1  |

## 1945 (10-4)

### COACH: Gus K. Tebell

CAPTAINS: David H. Turp and Roy

William Richard

MANAGERS: Robert E. Werhle and A. F. Eisenman, Jr.

|                       |         |
|-----------------------|---------|
| April                 |         |
| 7 Bridgewater         | W, 20.7 |
| 18 Woodrow Wilson     | W, 8.5  |
| 21 Virginia Tech      | L, 1.3  |
| 28 Richmond           | W, 3.1  |
| May                   |         |
| 5 Richmond            | W, 10.1 |
| 9 Camp Lee            | L, 1-12 |
| 12 Ft. Belvoir        | L, 1.2  |
| 16 W. Wilson Hospital | W, 6.1  |
| 19 Maryland           | W, 10.3 |
| 22 Bridgewater        | W, 15.2 |
| 30 Hampden-Sydney     | W, 22.3 |
| June                  |         |
| 2 Virginia Tech       | W, 2.1  |
| 6 Norfolk Naval       | L, 1.6  |
| 9 Maryland            | W, 8.1  |

## 1946 (11-7-1)

### COACH: Gus K. Tebell

CAPTAIN: James D. Patton, III

MANAGER: Herbert Bangel

|                     |          |
|---------------------|----------|
| American Viscose    | W, 14-10 |
| Roanoke Bus. Col.   | W, 16.1  |
| Lynchburg Cardinals | L, 7-10  |
| William & Mary      | W, 6.1   |
| North Carolina      | L, 5.6   |
| Richmond            | T, 8.8   |
| Quantico Marines    | W, 14.5  |
| Quantico Marines    | W, 8.8   |
| Virginia Tech       | W, 8.2   |
| Navy                | L, 0.6   |
| Hampden-Sydney      | L, 1.6   |
| Washington & Lee    | W, 5.4   |
| Richmond            | L, 3.4   |
| Hampden-Sydney      | W, 3.2   |
| William & Mary      | L, 2.6   |
| Little Creek        | W, 8.6   |
| Washington & Lee    | L, 1.2   |
| Cherry Pt. Marines  | W, 12.9  |
| Virginia Tech       | W, 11.7  |

## 1947 (19-7)

### COACH: Gus K. Tebell

March

|                   |         |
|-------------------|---------|
| 29 Yale           | L, 4.6  |
| Dartmouth         | W, 8.4  |
| Haverford         | W, 19.9 |
| North Carolina    | W, 5.3  |
| South Carolina    | W, 14.6 |
| Duke              | W, 3.2  |
| Quantico Marines  | W, 12.9 |
| Michigan          | W, 7.4  |
| VMI               | W, 7.5  |
| Hampden-Sydney    | W, 10.4 |
| VMI               | W, 15.3 |
| Richmond          | L, 0.2  |
| George Washington | W, 16.6 |
| Washington & Lee  | W, 9.4  |
| William & Mary    | W, 8.1  |
| George Washington | W, 9.7  |
| William & Mary    | W, 18.3 |
| North Carolina    | L, 5.6  |
| Virginia Tech     | L, 4-10 |
| Richmond          | L, 0.4  |
| Washington & Lee  | W, 13.7 |
| Virginia Tech     | L, 6.9  |
| Hampden-Sydney    | W, 15.3 |
| Maryland          | W, 7.4  |
| Maryland          | W, 6.3  |
| Navy              | L, 2.9  |

## 1948 (14-5)

### COACH: Gus K. Tebell

CAPTAINS: Samuel E. Ellington and

Joseph W. Rowell

MANAGER: Joe Robinson

|                         |          |
|-------------------------|----------|
| March                   |          |
| 22 Akron                | W, 15.2  |
| 26 at North Carolina    | L, 1.3   |
| 27 Ohio Wesleyan        | W, 17.9  |
| 30 Princeton            | W, 15.5  |
| 31 Princeton            | Rain     |
| April                   |          |
| 3 West Virginia         | W, 10.1  |
| 7 Michigan              | Rain     |
| 8 Michigan              | Rain     |
| 10 at Washington & Lee  | W, 10.1  |
| 12 at Quantico Marines  | L, 12-13 |
| 16 Quantico Marines     | W, 12.2  |
| 17 at George Washington | L, 5.6   |
| 21 Richmond             | W, 8.1   |

|                      |         |
|----------------------|---------|
| 23 Virginia Tech     | W, 10.9 |
| 28 VMI               | W, 6.5  |
| May                  |         |
| 1 at Richmond        | W, 5.2  |
| 4 Washington & Lee   | Rain    |
| 6 North Carolina     | W, 4.0  |
| 8 at Virginia Tech   | L, 2-13 |
| 12 Hampden-Sydney    | W, 14.1 |
| 15 at VMI            | W, 6.3  |
| 18 Langley Field     | W, 18.0 |
| 22 at West Virginia  | L, 1.6  |
| 26 George Washington | Rain    |

## 1949 (11-6-4)

### COACH: Gus K. Tebell

CAPTAIN: Neal Wade

MANAGER: Theodore Kruger

|                  |         |
|------------------|---------|
| Springfield      | W, 7.2  |
| Rutgers          | L, 4.6  |
| Rutgers          | L, 5-11 |
| Haverford        | W, 3.2  |
| West Virginia    | W, 12.2 |
| Harvard          | W, 2.0  |
| Michigan         | T, 1.1  |
| Yale             | T, 1.1  |
| Trinity          | W, 3.2  |
| Akron            | W, 7.6  |
| North Carolina   | L, 5.6  |
| Ohio             | L, 0.2  |
| Virginia Tech    | W, 7.6  |
| VMI              | Rain    |
| Richmond         | L, 1-13 |
| Washington & Lee | L, 3.6  |
| Langley Field    | Rain    |
| Fort Meade       | T, 6.6  |
| Fort Meade       | W, 3.1  |
| North Carolina   | T, 6.6  |
| Washington & Lee | W, 5.0  |
| VMI              | W, 7.2  |
| Virginia Tech    | Rain    |
| Richmond         | W, 3.2  |

## 1950 (17-6)

### COACH: Gus K. Tebell

CAPTAIN: Robert Huff

MANAGER: John Boyer

|                   |         |
|-------------------|---------|
| Haverford         | W, 6.3  |
| Rutgers           | Rain    |
| Rutgers           | L, 2.3  |
| Akron             | W, 27.1 |
| Dartmouth         | W, 5.1  |
| Delaware          | W, 6.0  |
| Lehigh            | W, 4.3  |
| Rensselaer        | W, 1.0  |
| Trinity           | L, 3-11 |
| Michigan          | L, 4.5  |
| Michigan          | W, 4.1  |
| Virginia Tech     | W, 4.2  |
| Maryland          | W, 7.4  |
| Richmond          | W, 3.2  |
| VMI               | W, 7.6  |
| George Washington | W, 8.1  |
| North Carolina    | W, 9.4  |
| Richmond          | W, 1.0  |
| Maryland          | L, 2.7  |
| Washington & Lee  | W, 2.1  |
| George Washington | L, 0.2  |
| Virginia Tech     | L, 0.9  |
| VMI               | W, 13.0 |
| Washington & Lee  | Rain    |
| William & Mary    | W, 8.0  |

## 1951 (17-5)

### COACH: Gus K. Tebell

CAPTAIN: Robert Winn

MANAGER: Clifford P. McKinney

|                   |         |
|-------------------|---------|
| North Carolina    | W, 5.4  |
| Cherry Point      | W, 10.0 |
| Camp LeJeune      | L, 7-8  |
| Trinity           | Rain    |
| Hofstra           | W, 2.1  |
| Lehigh            | W, 2.1  |
| Akron             | W, 9.1  |
| Yale              | W, 7-6  |
| Western Reserve   | W, 11-8 |
| Dartmouth         | Rain    |
| Virginia Tech     | W, 4-3  |
| Michigan          | L, 4-18 |
| Maryland          | Rain    |
| VMI               | W, 12-2 |
| Providence        | W, 3.2  |
| William & Mary    | W, 6-2  |
| Maryland          | W, 11-6 |
| George Washington | W, 23-7 |
| Washington & Lee  | W, 4-2  |
| Richmond          | L, 1-7  |
| Virginia Tech     | L, 1-7  |
| Washington & Lee  | L, 7-9  |

|                   |         |
|-------------------|---------|
| George Washington | Rain    |
| Washington & Lee  | W, 10-6 |
| Richmond          | W, 3.2  |
| VMI               | W, 7.2  |
| William & Mary    | L, 3.6  |

## 1952 (9-13)

### COACH: Gus K. Tebell

CAPTAIN: Ted Davenport

MANAGER: Tom Trotter

|                      |         |
|----------------------|---------|
| March                |         |
| 22 at North Carolina | L, 0.5  |
| April                |         |
| 1 Maryland           | W, 11.7 |
| 3 Delaware           | L, 8-10 |
| 4 Yale               | L, 6.8  |
| 7 at Camp LeJeune    | W, 7.1  |
| 8 at Camp LeJeune    | L, 4-10 |
| 9 at Cherry Point    | W, 7.1  |
| 10 at Cherry Point   | L, 4.5  |
| 12 Michigan          | L, 4-12 |
| 14 Hofstra           | W, 5.4  |
| 16 Richmond          | L, 3.4  |
| 19 George Washington | L, 7-14 |
| 21 at Maryland       | L, 5.7  |
| 29 VMI               | W, 12.5 |
| 30 Virginia Tech     | W, 1.0  |

|                        |         |
|------------------------|---------|
| May                    |         |
| 3 at George Washington | L, 5-12 |
| 6 VMI                  | W, 9.2  |
| 10 at Richmond         | L, 1-5  |
| 12 at Virginia Tech    | L, 2.7  |
| 14 William & Mary      | W, 9.4  |
| 19 at Washington & Lee | L, 3.5  |
| 21 at William & Mary   | W, 4.3  |

## 1953 (12-8)

### COACH: Gus K. Tebell

CAPTAIN: Ted Davenport

MANAGER: Tom Trotter

|                      |         |
|----------------------|---------|
| March                |         |
| 31 Akron             | W, 10.3 |
| April                |         |
| 1 Pennsylvania       | W, 7.5  |
| 3 Camp LeJeune       | L, 3.4  |
| 4 Camp LeJeune       | L, 1.3  |
| 6 Cherry Point       | L, 0.9  |
| 7 Cherry Point       | Rain    |
| 9 Ithaca Col.        | W, 6.1  |
| 11 Michigan          | W, 4.3  |
| 14 George Washington | L, 7.8  |
| 16 VMI               | W, 7.1  |
| 18 North Carolina    | L, 5.8  |
| 20                   |         |

# YEAR-BY-YEAR RESULTS

## 1955 (6-16, 0-12 ACC)

**COACH: Gus K. Tebell**  
**CAPTAIN:** Harry Lee  
**MANAGER:** Harold Williams

March  
 29 Maryland\* L, 7-9

April  
 2 Colgate W, 15-5  
 4 Michigan W, 8-5  
 6 South Carolina\* L, 3-10  
 7 South Carolina\* L, 3-6  
 7 Clemson\* L, 2-3  
 8 Clemson\* L, 9-11  
 16 Maryland\* L, 5-6  
 19 NC State\* L, 2-13  
 20 Washington & Lee W, 4-3  
 27 VMI L, 5-6  
 29 North Carolina\* L, 2-7  
 30 Richmond L, 4-9

May  
 3 Wake Forest\* L, 2-7  
 4 Virginia Tech L, 2-7  
 6 NC State\* L, 3-5  
 7 Duke\* L, 12-16  
 10 Virginia Tech L, 7-9  
 14 Wake Forest\* L, 2-4  
 17 Washington & Lee W, 7-4  
 19 Richmond W, 4-0  
 23 VMI W, 2-1

## 1956 (10-13, 6-7 ACC)

**COACH: Evan J. Male**  
**CAPTAIN:** Rives Bailey  
**MANAGER:** May Read

March  
 27 Maryland\* W, 8-2  
 28 Vermont L, 3-4  
 30 Clemson\* W, 7-3  
 31 Clemson\* W, 9-6

April  
 2 South Carolina\* L, 7-11  
 3 South Carolina\* W, 8-3  
 5 Harvard L, 3-6  
 9 Virginia Tech W, 4-2  
 13 North Carolina\* L, 1-15  
 14 Duke\* L, 2-8  
 17 Washington & Lee W, 8-1  
 20 NC State\* L, 2-6  
 21 Wake Forest\* W, 8-4  
 26 Maryland\* W, 8-6  
 28 Richmond L, 0-8

May  
 1 Wake Forest\* L, 2-5  
 5 VMI L, 5-8  
 8 Duke\* L, 0-10  
 10 Virginia Tech L, 4-19  
 12 Washington & Lee W, 16-6  
 16 VMI W, 4-2  
 17 NC State\* L, 8-27  
 19 Richmond L, 2-6

## 1957 (11-13, 6-8 ACC)

**COACH: Evan J. Male**  
**CAPTAIN:** Robert Hardy  
**MANAGER:** Tom McKee

March  
 26 William & Mary L, 6-7  
 29 Clemson\* W, 6-2  
 30 South Carolina\* L, 6-7

April  
 2 VMI W, 2-0  
 5 Harvard Rain  
 9 North Carolina\* L, 1-6  
 10 North Carolina\* L, 4-5  
 12 Michigan L, 7-11  
 13 Maryland\* L, 0-6  
 16 Colgate W, 12-6  
 18 NC State\* L, 3-4  
 19 Wake Forest\* W, 5-4  
 20 Duke\* L, 1-2  
 22 Virginia Tech L, 3-7  
 26 Maryland\* W, 12-3  
 27 VMI W, 10-4  
 29 NC State\* W, 19-6  
 30 Wake Forest\* L, 0-7

May  
 4 Duke\* L, 1-8  
 8 Washington & Lee L, 2-5  
 10 South Carolina\* W, 5-0  
 11 Clemson\* W, 8-3  
 13 Washington & Lee W, 11-4  
 15 Richmond L, 2-3  
 17 Virginia Tech W, 5-1

## 1958 (5-15, 4-9 ACC)

**COACH: Evan J. Male**  
**CAPTAIN:** Winthrop Hall  
**MANAGER:** Norman K. Moon

April  
 1 Harvard L, 2-5  
 4 Clemson\* L, 1-10  
 7 NC State\* L, 5-8  
 8 Duke\* L, 4-5  
 14 Clemson\* L, 4-10  
 15 South Carolina\* W, 3-0 (7)  
 South Carolina\* W, 7-3 (7)  
 19 VMI L, 5-13  
 21 NC State\* W, 3-2  
 26 Richmond L, 0-17  
 30 Maryland\* W, 7-2

May  
 3 North Carolina\* L, 1-7  
 8 Virginia Tech W, 6-5  
 10 North Carolina\* L, 7-15  
 12 Wake Forest\* L, 2-13 (7)  
 Wake Forest\* L, 1-6 (7)  
 14 William & Mary L, 9-10  
 15 Washington & Lee L, 5-11  
 17 Maryland\* L, 5-9  
 19 Richmond L, 0-8

## 1959 (10-9, 6-8 ACC)

**COACH: Evan J. Male**  
**CAPTAIN:** Reece Whitley  
**MANAGER:** Peter Gilbert

March  
 23 Ohio Wesleyan W, 13-2  
 27 Clemson\* L, 1-13  
 28 South Carolina\* L, 1-6

April  
 3 Pittsburgh W, 7-4  
 7 William & Mary W, 4-3  
 14 South Carolina\* W, 1-0  
 15 Clemson\* W, 4-3  
 18 Maryland\* L, 6-7 (10)  
 24 Duke\* W, 8-3  
 25 NC State\* W, 4-3 (7)  
 NC State\* W, 11-4 (7)

May  
 1 Wake Forest\* L, 2-5  
 2 North Carolina\* L, 3-15  
 5 Virginia Tech L, 3-9  
 7 Maryland\* W, 7-6 (10)  
 8 North Carolina\* L, 2-5  
 9 Wake Forest\* L, 3-5  
 14 Washington & Lee W, 5-0  
 16 Duke\* L, 6-14

## 1960 (3-15-2, 3-11-1)

**COACH: Thomas E. Davenport**  
**CAPTAIN:** William Power  
**MANAGER:** Edward A. Smith

April  
 2 Yale L, 4-11  
 6 Harvard T, 2-2 (11)  
 8 Clemson\* L, 5-15  
 9 South Carolina\* L, 3-12  
 13 VMI L, 6-19  
 14 Wake Forest\* L, 6-10  
 15 Duke\* T, 7-7  
 18 South Carolina\* W, 8-5  
 19 Clemson\* L, 2-6  
 23 NC State\* L, 4-15  
 25 North Carolina\* L, 0-13  
 30 Maryland\* W, 12-11 (10)

May  
 2 NC State\* L, 6-13  
 3 North Carolina\* L, 8-11  
 7 Richmond L, 4-7  
 9 Wake Forest\* L, 1-5 (10)  
 10 Duke\* L, 1-5 (8)  
 Duke\* L, 0-6 (7)  
 16 Maryland\* W, 13-12  
 18 Virginia Tech L, 7-9

## 1961 (7-11, 4-9 ACC)

**COACH: Thomas E. Davenport**  
**CAPTAIN:** William Timbertake  
**MANAGER:** G. S. Fitzhugh, Jr.

March  
 26 Rhode Island W, 5-3

April  
 1 Clemson\* L, 9-23  
 4 Colgate L, 5-7  
 7 VMI W, 8-3  
 10 Maryland\* L, 0-2  
 12 Virginia Tech W, 17-10  
 14 Wake Forest\* L, 6-12  
 15 Duke\* L, 2-9  
 21 South Carolina\* W, 5-2  
 22 Clemson\* L, 6-10  
 29 Wake Forest\* L, 0-8

May  
 2 Maryland\* W, 5-2  
 5 NC State\* L, 3-10  
 6 North Carolina\* W, 4-10  
 North Carolina\* W, 7-2  
 12 NC State\* L, 2-4  
 19 Richmond L, 3-7  
 Duke\* L, 1-15

## 1962 (11-12, 9-6 ACC)

**COACH: James O. West**  
**CAPTAIN:** George Farson  
**MANAGER:** unknown

March  
 29 Yale L, 7-9 (11)  
 30 Rutgers L, 2-10

April  
 2 Maine L, 0-5  
 3 Harvard L, 2-4  
 16 Clemson\* L, 2-11 (7)  
 Clemson\* W, 7-5  
 18 Virginia Tech L, 0-9  
 20 NC State\* L, 9-10  
 21 North Carolina\* W, 2-1  
 23 Pittsburgh W, 4-2  
 27 Wake Forest\* W, 3-0  
 28 Duke\* L, 2-9

May  
 1 William & Mary W, 7-3  
 2 VMI L, 1-7  
 4 NC State\* L, 6-14  
 5 North Carolina\* W, 11-5  
 8 Maryland\* W, 3-1 (8)  
 10 Duke\* W, 11-9  
 11 Wake Forest\* W, 3-2 (10)  
 16 Maryland\* W, 2-0  
 19 South Carolina\* W, 13-0 (7)  
 19 South Carolina\* L, 4-8  
 22 Wake Forest\*\* L, 0-7  
 \*\* Playoff for ACC Championship

## 1963 (9-13, 6-7 ACC)

**COACH: James O. West**  
**CAPTAIN:** Scott Carter

March  
 28 Michigan State L, 5-9  
 29 Yale W, 12-7

April  
 2 Harvard L, 0-8  
 3 Harvard L, 4-5  
 5 Delaware W, 5-3  
 9 UConn L, 1-10  
 12 Clemson\* W, 5-4  
 13 Clemson\* L, 4-9  
 15 South Carolina\* W, 9-6  
 16 South Carolina\* W, 11-1  
 19 Wake Forest\* L, 6-11  
 20 Duke\* L, 5-7  
 23 Maryland\* L, 5-7  
 26 NC State\* W, 15-7  
 27 North Carolina\* W, 5-2  
 30 VMI W, 12-1

May  
 3 NC State\* W, 9-8 (10)  
 4 North Carolina\* L, 4-12  
 7 William & Mary L, 5-6  
 10 Wake Forest\* L, 4-5  
 11 Duke\* L, 6-8  
 18 Richmond L, 4-8

## 1964 (10-9, 6-7 ACC)

**COACH: James O. West**  
**CAPTAIN:** Jules Lambiotte  
**MANAGER:** Donald R. Girres

March  
 23 Michigan State L, 3-4  
 24 Bucknell W, 10-2  
 27 Clemson\* L, 1-9  
 28 Clemson\* W, 11-9  
 30 South Carolina\* W, 10-7  
 31 South Carolina\* W, 4-2

April  
 3 Yale W, 6-1  
 10 Rhode Island W, 10-3  
 14 William & Mary W, 2-0 (6)  
 17 Wake Forest\* L, 1-4  
 18 Duke\* W, 5-0  
 24 NC State\* W, 2-1  
 25 North Carolina\* L, 0-1

May  
 1 NC State\* L, 3-5  
 2 North Carolina\* L, 4-9  
 6 Richmond L, 1-2  
 8 Duke\* W, 2-1  
 9 Wake Forest\* L, 0-5  
 14 Maryland\* L, 4-8

## 1965 (10-13, 6-8 ACC)

**COACH: James O. West**  
**CAPTAIN:** George Farson

March  
 29 Old Dominion L, 1-9  
 31 Colgate L, 3-5

April  
 1 Yale L, 1-5  
 2 Yale W, 3-1  
 6 Harvard L, 0-4  
 7 Harvard W, 2-1  
 9 Duke\* W, 3-1  
 10 Wake Forest\* L, 2-6  
 16 South Carolina\* L, 0-3  
 17 South Carolina\* W, 4-3  
 19 Clemson\* L, 2-5  
 20 Clemson\* W, 1-0  
 24 Georgetown W, 4-3  
 29 VMI L, 2-3  
 30 Duke\* W, 8-3

May  
 1 Wake Forest\* W, 7-1  
 5 Richmond W, 5 or 4-3  
 8 North Carolina\* W, 5-2  
 11 Maryland\* L, 0-5  
 Maryland\* L, 1-3  
 13 NC State\* L, 3-6  
 14 NC State\* L, 4-10  
 15 North Carolina\* L, 2-3

## 1966 (6-19, 3-11 ACC)

**COACH: James O. West**  
**MANAGER:** Chris Sheap

March  
 21 Davidson L, 1-7  
 22 Davidson L, 4-7  
 23 Wofford L, 3-13  
 24 Furman W, 12-11  
 25 South Carolina\* L, 5-6  
 26 South Carolina\* L, 2-11  
 31 Virginia Tech L, 1-7

April  
 1 Yale W, 2-1  
 4 Marietta L, 1-4  
 7 Old Dominion L, 3-6  
 11 Clemson\* L, 4-8  
 12 Clemson\* L, 3-18  
 15 Wake Forest\* W, 7-2  
 16 Duke\* L, 1-3 (11)  
 20 Pittsburgh L, 1-7  
 22 NC State\* W, 4-0  
 23 North Carolina\* L, 2-3  
 25 Georgetown Rain  
 26 Maryland\* L, 1-11  
 29 Duke\* L, 0-4  
 30 Wake Forest\* L, 0-10

May  
 3 Richmond L, 5-7  
 6 NC State\* L, 0-2  
 7 North Carolina\* L, 1-2  
 10 Maryland\* W, 5-4  
 17 VMI W, 12-6

## 1967 (10-12, 5-8 ACC)

**COACH: James O. West**  
**CAPTAIN:** Ronnie Bugnar

March  
 21 at Davidson W, 8-3  
 23 at East Carolina L, 0-16  
 24 at East Carolina L, 1-3 (11)  
 27 Rochester W, 7-6  
 28 Rochester W, 8-7

April  
 1 at Old Dominion L, 4-5  
 5 Ashland W, 4-0  
 7 at Wake Forest\* L, 5-7  
 8 at Duke\* W, 6-4  
 12 at VMI L, 0-2  
 14 North Carolina\* L, 1-7  
 15 NC State\* W, 4-3  
 18 Maryland\* L, 3-7  
 21 Duke\* W, 10-3  
 22 Wake Forest\* W, 1-0  
 26 Virginia Tech Rain  
 28 Richmond W, 1-0

May  
 1 South Carolina\* W, 8-1  
 2 South Carolina\* L, 0-3  
 5 at North Carolina\* L, 1-2 (10)  
 6 at NC State\* L, 3-5  
 9 at Maryland\* Rain  
 10 Clemson\* L, 2-7  
 11 Clemson\* L, 0-2

## 1968 (9-21, 5-13 ACC)

**COACH: James O. West**  
**CAPTAIN:** Yates Hall

March  
 25 at East Carolina L, 4-7  
 at East Carolina L, 2-5  
 26 at East Carolina L, 4-11  
 27 at Campbell L, 1-4  
 28 at Pembroke L, 3-8  
 29 at Clemson\* L, 4-6  
 30 at South Carolina\* W, 3-2  
 at South Carolina\* W, 2-1

April  
 1 Ashland W, 8-2  
 2 Ashland W, 3-2  
 3 Brown W, 8-7  
 5 at NC State\* Rain  
 6 at North Carolina\* W, 4-1  
 at North Carolina\* L, 2-3  
 10 Richmond W, 4-2  
 12 Duke\* L, 1-6 (7)  
 Duke\* L, 3-6 (7)  
 13 Wake Forest\* L, 5-7  
 15 Old Dominion W, 2-1  
 18 at Virginia Tech L, 0-20  
 23 at Maryland\* L, 1-12  
 24 VMI Rain  
 26 South Carolina\* L, 1-5  
 30 William & Mary L, 4-7

May  
 3 at Duke\* W, 6-2  
 4 at Wake Forest\* L, 0-15 (7)  
 at Wake Forest\* W, 6-0 (7)  
 7 Maryland\* L, 1-4 (7)  
 Maryland\* L, 0-4 (7)  
 10 North Carolina\* L, 0-6  
 11 NC State\* L, 1-4 (7)  
 NC State\* L, 1-6 (7)  
 12 Clemson\* Rain  
 Clemson\* Rain

## 1969 (19-14, 9-11 ACC)

**COACH: James O. West**

March  
 22 at East Carolina W, 3-1  
 23 at East Carolina L, 5-8  
 25 at Davidson W, 4-2  
 27 at William & Mary W, 5-0  
 28 at Old Dominion L, 2-5  
 29 at George Washington W, 16-14

April  
 3 Maine W, 5-4  
 4 Maine L, 5-9  
 7 VMI W, 6-1  
 8 Ashland W, 9-8  
 9 Ashland W, 11-9  
 11 at Clemson\* L, 5-12  
 at Clemson\* L, 3-9  
 12 at South Carolina\* W, 4-3  
 17 at Duke\* W, 8-1  
 at Duke\* L, 0-1  
 23 at Richmond W, 9-3  
 25 North Carolina\* L, 1-3  
 North Carolina\* L, 1-6  
 26 NC State\* L, 3-11  
 29 Maryland\* W, 2-1

May  
 2 Duke\* W, 6-1  
 3 Wake Forest\* L, 5-6  
 4 Wake Forest\* W, 5-2  
 6 Virginia Tech W, 1-0  
 9 at NC State\* W, 7-6  
 at NC State\* W, 4-3  
 10 at North Carolina\* L, 0-5  
 13 South Carolina\* L, 2-8  
 14 South Carolina\* W, 9-0  
 15 at Maryland\* L, 1-7  
 at Maryland\* L, 1-4  
 16 Clemson\* W, 2-0

## 1970 (18-14-1, 10-10 ACC)

**COACH: James O. West**

March  
 24 Bucknell W, 11-2  
 28 at Belmont Abbey L, 10-11  
 29 at Belmont Abbey L, 2-6  
 30 at Pembroke L, 0-3 (7)  
 31 at Pembroke T, 3-3

April  
 3 Delaware W, 6-2  
 4 Ashland W, 5-3  
 7 Washington & Lee W, 13-4  
 10 at Duke\* L, 5-8  
 11 at Wake Forest\* L, 4-5 (7)  
 at Wake Forest\* W, 6-3 (7)  
 12 William & Mary W, 4-0  
 18 South Carolina\* W, 2-1  
 19 Clemson\* L, 3-5 (7)





1972 - ACC CHAMPIONS | NCAA TOURNAMENT

# YEAR-BY-YEAR RESULTS

|                       |             |
|-----------------------|-------------|
| Clemson*              | W, 3-1 (7)  |
| 22 at VMI             | W, 5-1      |
| 24 at NC State*       | L, 5-6      |
| 25 at North Carolina* | L, 0-4 (7)  |
| at North Carolina*    | W, 6-1 (7)  |
| 29 Richmond           | W, 5-4      |
| May                   |             |
| 1 Wake Forest*        | W, 13-4     |
| 2 Duke*               | W, 6-1 (7)  |
| Duke*                 | W, 5-1 (7)  |
| 3 Maryland*           | L, 3-5 (8)  |
| Maryland*             | L, 4-7 (7)  |
| George Washington     | Rain        |
| 8 at Clemson*         | L, 2-6      |
| 9 at South Carolina*  | W, 3-1 (7)  |
| at South Carolina*    | L, 0-4 (7)  |
| 13 Old Dominion       | W, 6-3      |
| 15 NC State*          | W, 8-4 (7)  |
| NC State*             | W, 11-1 (7) |
| 19 at Virginia Tech   | L, 8-9      |
| 20 Maryland*          | L, 0-3      |

**1971 (20-9, 7-7 ACC)**

**COACH: James O. West**

|                        |         |
|------------------------|---------|
| March                  |         |
| 23 Oneonta (N.Y.)      | W, 7-3  |
| 24 Massachusetts       | W, 7-4  |
| 27 at East Carolina    | W, 9-5  |
| 28 at East Carolina    | W, 1-0  |
| 30 at Davidson         | W, 7-3  |
| 31 Maine               | W, 5-4  |
| April                  |         |
| 2 at Old Dominion      | W, 9-6  |
| 3 at William & Mary    | L, 3-4  |
| 4 Ashland              | W, 10-4 |
| 5 Syracuse             | W, 12-1 |
| 9 at Duke*             | W, 3-0  |
| 10 at Wake Forest*     | W, 4-3  |
| 16 at Richmond         | W, 28-2 |
| 17 Pembroke            | W, 3-2  |
| 18 NC State*           | L, 0-3  |
| 22 at Washington & Lee | W, 15-6 |
| 24 at North Carolina*  | L, 5-12 |
| 25 at NC State*        | W, 3-1  |
| 26 VMI                 | W, 9-2  |
| 29 Virginia Tech       | L, 4-5  |
| 24 North Carolina*     | W, 5-4  |

|                      |         |
|----------------------|---------|
| May                  |         |
| 1 Wake Forest*       | W, 11-2 |
| 2 Duke*              | W, 3-0  |
| 4 Maryland*          | L, 0-1  |
| 6 at Clemson*        | W, 16-5 |
| 7 at Clemson*        | L, 2-7  |
| 8 at South Carolina* | L, 2-3  |
| 9 at South Carolina* | L, 7-8  |
| 13 at Maryland*      | L, 1-6  |

**1972 (18-15, 9-4 ACC)**

**NCAA DISTRICT III PLAYOFFS**  
**COACH: James O. West**

|                        |          |
|------------------------|----------|
| March                  |          |
| 25 at East Carolina    | L, 11-13 |
| 26 at East Carolina    | W, 6-2   |
| 28 Indiana State (Pa.) | L, 8-9   |
| 29 Yale                | W, 2-1   |
| 30 Yale                | W, 3-1   |
| 31 Syracuse            | W, 2-0   |
| April                  |          |
| 2 at Jacksonville      | L, 10-13 |
| 3 at Florida           | L, 0-2   |

|                      |         |
|----------------------|---------|
| 4 at Florida State   | L, 6-8  |
| 5 at Florida State   | L, 7-14 |
| 6 at Erskine         | L, 9-10 |
| 8 at NC State*       | W, 3-1  |
| at NC State*         | L, 1-5  |
| 9 at North Carolina* | L, 1-8  |
| 10 Oneonta           | W, 8-2  |
| 15 Duke*             | L, 2-4  |
| 16 Wake Forest*      | W, 6-1  |
| 19 Maryland*         | L, 1-2  |
| Maryland*            | W, 4-1  |
| 25 at VMI            | W, 9-4  |
| 27 William & Mary    | L, 5-17 |
| 29 at Wake Forest*   | W, 8-7  |
| at Wake Forest*      | W, 2-0  |
| 30 at Duke*          | W, 4-3  |
| May                  |         |
| 5 Old Dominion       | L, 4-6  |
| 6 Clemson*           | W, 4-3  |
| Clemson*             | W, 5-2  |
| 7 Clemson*           | W, 5-2  |
| 10 Virginia Tech     | W, 4-2  |
| June                 |         |
| 1 Richmond+ (6)      | W, 18-2 |
| 2 Mississippi+ (6)   | W, 9-3  |
| South Alabama+ (6)   | L, 1-6  |
| Mississippi+ (6)     | L, 0-9  |

**1973 (16-12-2, 7-5 ACC)**

**COACH: James O. West**

|                      |          |
|----------------------|----------|
| March                |          |
| 10 at East Carolina  | L, 2-5   |
| 11 at East Carolina  | W, 7-4   |
| 17 at Pembroke State | L, 3-4   |
| 18 at Pembroke State | L, 3-7   |
| 24 North Carolina*   | L, 5-6   |
| 25 NC State*         | T, 1-1   |
| 29 Maryland*         | W, 4-3   |
| April                |          |
| 2 at Georgia Tech    | W, 6-4   |
| 3 at Georgia Tech    | T, 11-11 |
| 5 at Davidson        | W, 12-4  |
| 6 at Clemson*        | W, 6-4   |
| 7 at NC State*       | W, 5-1   |
| at NC State*         | L, 3-6   |
| 8 at North Carolina* | L, 2-6   |
| 10 Maryland*         | W, 14-2  |
| 13 Wake Forest*      | W, 11-0  |
| Wake Forest*         | L, 1-3   |
| 14 Duke*             | W, 8-0   |
| Duke*                | W, 6-3   |
| 15 Clemson*          | L, 3-11  |
| 17 Oneonta (N.Y.)    | W, 10-0  |
| ACC First Round      |          |
| 19 Maryland#         | W, 7-1   |
| NC State#            | W, 2-1   |
| ACC Final Four       |          |
| 20-22 Clemson#       | L, 1-3   |
| 20-22 NC State#      | L, 3-9   |
| 24 Richmond          | L, 2-5   |
| 29 at William & Mary | W, 9-1   |
| 30 at Old Dominion   | W, 7-5   |
| May                  |          |
| 1 VMI                | W, 11-1  |
| 6 Virginia Tech      | L, 4-7   |

**1974 (21-17, 6-6 ACC)**

**COACH: James O. West**

|                       |             |
|-----------------------|-------------|
| March                 |             |
| 2 at Jacksonville     | L, 10-12    |
| 3 at Jacksonville     | W, 10-0     |
| 4 at Georgia Tech     | W, 14-6     |
| 5 at Georgia Tech     | L, 2-4      |
| 6 at West Georgia     | W, 4-3      |
| 7 at Georgia Tech     | L, 3-8      |
| 8 at South Carolina   | L, 0-2      |
| at South Carolina     | L, 3-7      |
| 9 at Pembroke State   | W, 4-1      |
| 10 at Pembroke State  | W, 7-3      |
| 17 Westfield State    | W, 15-1     |
| 18 at East Carolina   | L, 0-3      |
| 22 Richmond           | L, 0-7      |
| 23 Lafayette          | W, 6-4      |
| 24 Lafayette          | L, 4-5      |
| 27 Mansfield State    | W, 4-1      |
| 28 Old Dominion       | W, 7-3      |
| 31 at NC State*       | L, 5-7      |
| April                 |             |
| 2 at Maryland*        | L, 1-5      |
| 3 Maine               | L, 4-10     |
| 7 Duke*               | W, 12-1     |
| 11 at VMI             | W, 6-4 (12) |
| 12 Virginia Tech      | W, 8-6      |
| 13 Wake Forest*       | W, 10-4     |
| Wake Forest*          | W, 7-4      |
| 14 NC State*          | L, 3-8      |
| 16 at Virginia Tech   | W, 3-2 (10) |
| 17 William & Mary     | W, 9-3      |
| 19 at NC State*       | L, 2-3 (16) |
| at Clemson*           | W, 4-1      |
| 20 at Duke*           | W, 2-1      |
| 21 at North Carolina* | L, 0-5      |
| at North Carolina*    | L, 5-6      |
| 22 Maryland*          | W, 11-4     |
| 25 Maryland#          | W, 6-0      |
| 26 Clemson*           | W, 3-2      |
| 27 NC State#          | L, 1-3      |
| 28 Clemson#           | L, 6-9      |

**1975 (14-12, 4-7 ACC)**

**COACH: James O. West**

|                      |             |
|----------------------|-------------|
| March                |             |
| 8 at Jacksonville    | W, 10-0     |
| 9 at Jacksonville    | W, 5-2      |
| 13 at South Carolina | L, 0-6      |
| 14 at South Carolina | L, 4-5 (11) |
| 15 at Pembroke       | L, 2-4      |
| 18 at William & Mary | W, 3-1      |
| 25 Rhode Island      | W, 20-6     |
| 26 Oneonta State     | W, 12-2     |
| 27 Rhode Island      | W, 5-1      |
| 28 at Richmond       | L, 0-14     |
| 29 Wake Forest*      | L, 3-4      |
| April                |             |
| 1 Maryland*          | L, 3-11     |
| 2 at Virginia Tech   | W, 5-3      |
| 4 at Clemson*        | L, 2-4      |
| 5 at North Carolina* | L, 1-5      |
| 6 at Duke*           | W, 7-3      |
| 7 at VMI             | W, 11-1     |
| 9 Richmond           | W, 13-9     |
| 12 at Wake Forest*   | W, 7-2      |
| 13 at NC State*      | L, 0-2      |
| at NC State*         | L, 1-4      |
| 17 Virginia Tech     | W, 10-1     |
| 18 Clemson*          | L, 3-6      |

|                             |             |
|-----------------------------|-------------|
| 19 Duke*                    | W, 13-9     |
| 20 North Carolina*          | W, 3-2      |
| North Carolina*             | L, 2-5      |
| 1976 (17-22, 4-8 ACC)       |             |
| <b>COACH: James O. West</b> |             |
| March                       |             |
| 6 at Georgia Tech           | W, 9-7      |
| 7 at Georgia Tech           | L, 2-3      |
| at Western Kentucky         | L, 3-5      |
| 8 at Mercer                 | L, 1-2      |
| 9 at Mercer                 | L, 4-6      |
| 10 at Mercer (Atlanta)      | L, 1-5      |
| 12 at South Carolina        | L, 6-9 (11) |
| 13 at South Carolina        | L, 1-13     |
| 14 at Atlantic Christian    | W, 7-5      |
| 16 Liberty Baptist          | W, 16-6     |
| 18 Lock Haven               | W, 5-3      |
| 19 Lock Haven               | L, 8-17     |
| 20 William & Mary           | W, 7-4      |
| 21 Richmond                 | W, 12-3     |
| 23 Oneonta (NY)             | W, 4-3      |
| 24 James Madison            | L, 8-9      |
| 26 at Virginia Tech         | L, 1-10     |
| 27 at Wake Forest*          | W, 1-0      |
| 28 at NC State*             | W, 3-2      |
| 29 Mansfield State          | W, 3-2      |
| 30 Mansfield State          | L, 4-10     |
| April                       |             |
| 2 Virginia Tech             | L, 2-3      |
| 3 North Carolina*           | L, 0-19     |
| 4 Duke*                     | W, 4-3 (11) |
| 5 Duke*                     | W, 6-3      |
| 6 at Maryland*              | L, 1-2      |
| 8 at VMI                    | W, 8-6      |
| 9 at James Madison          | W, 8-5      |
| 10 Wake Forest*             | L, 4-9      |
| 11 NC State*                | L, 3-8      |
| 13 Maryland*                | L, 1-8      |
| 14 Old Dominion             | W, 16-9     |
| 16 at Clemson*              | L, 0-15     |
| 17 at Clemson               | L, 0-9      |
| 18 at North Carolina*       | L, 3-4      |
| 22 North Carolina#          | W, 8-6      |
| Maryland#                   | L, 4-8      |
| Wake Forest#                | W, 8-2      |
| Maryland#                   | L, 8-14     |

**1977 (11-21-1, 1-8-1 ACC)**

**COACH: James O. West**

|                        |           |
|------------------------|-----------|
| March                  |           |
| 12 at South Carolina   | L, 2-8    |
| 13 at Pembroke         | W, 6-2    |
| 14 at Furman           | W, 9-2    |
| 15 at Furman           | L, 4-5    |
| 16 at Erskine          | W, 5-1    |
| 17 at Georgia          | L, 2-4    |
| 18 at Lehigh           | L, 3-8    |
| at Georgia Southern    | L, 2-13   |
| 19 at Georgia Southern | L, 2-3    |
| 20 Atlantic Christian  | Cancelled |
| 21 James Madison       | L, 4-9    |
| 22 Oneonta (NY)        | W, 8-0    |
| 23 Oneonta             | Cancelled |
| 24 Fairfield           | L, 5-9    |
| 25 Fairfield           | L, 4-9    |
| 26 Wake Forest*        | L, 2-3    |
| 27 NC State*           | L, 0-6    |
| 28 Mansfield State     | W, 10-0   |
| 29 Virginia Tech       | L, 9-12   |

|                       |           |
|-----------------------|-----------|
| 30 at Liberty Baptist | L, 2-3    |
| 31 VMI                | W, 16-1   |
| April                 |           |
| 1 at Richmond         | W, 5-4    |
| 3 Duke*               | Cancelled |
| 4 Duke*               | Cancelled |
| 5 George Mason        | Cancelled |
| 6 at Maryland*        | T, 4-4    |
| 7 Pembroke            | L, 2-4    |
| 8 at Virginia Tech    | L, 7-9    |
| 9 at Wake Forest*     | L, 0-10   |
| 10 at NC State*       | L, 1-8    |
| 11 Maryland*          | L, 0-3    |
| 12 at William & Mary  | W, 2-1    |
| 13 at Old Dominion    | W, 16-0   |
| 14 Richmond           | W, 10-3   |
| 15 North Carolina*    | W, 8-3    |
| North Carolina*       | L, 4-7    |
| 16 Clemson*           | L, 3-8    |
| 17 Clemson*           | L, 4-26   |
| 20 Maryland #         | L, 1-4    |

**1978 (18-14, 4-8 ACC)**

**COACH: James O. West**

|                      |             |
|----------------------|-------------|
| March                |             |
| 9 at Virginia Tech   | Cancelled   |
| 11 at South Carolina | W, 4-1      |
| 12 at South Carolina | L, 3-13     |
| 13 at Erskine        | W, 9-2      |
| 14 at Furman         | L, 3-6      |
| 15 at Furman         | Cancelled   |
| 16 at Clemson*       | L, 4-14     |
| 17 at Clemson*       | L, 3-4      |
| 18 at Pembroke State | W, 5-4      |
| 19 at Pembroke State | W, 3-1      |
| 21 Oneonta State     | W, 20-6     |
| 22 Oneonta State     | W, 10-9     |
| 23 Mansfield State   | W, 4-3      |
| 24 Mansfield State   | W, 10-9     |
| 29 Maryland*         | L, 7-8      |
| 30 Richmond          | L, 3-4      |
| 31 at VMI            | W, 6-1      |
| April                |             |
| 1 NC State*          | L, 4-17     |
| 2 North Carolina*    | L, 11-12    |
| 3 at Richmond        | L, 9-11     |
| 4 George Mason       | W, 13-8     |
| 5 Old Dominion       | W, 12-4     |
| 6 Liberty Baptist    | W, 5-1      |
| 7 Duke*              | W, 6-5      |
| 8 at North Carolina* | W, 8-4      |
| 9 at Duke*           | L, 5-6      |
| 11 Maryland*         | W, 28-5 (7) |
| 12 William & Mary    | W, 9-4      |
| 13 James Madison     | L, 6-8      |
| 14 at Virginia Tech  | W, 10-1     |
| 15 at NC State*      | W, 5-2      |
| 16 at Wake Forest*   | L, 3-4      |
| 17 at Wake Forest*   | L, 7-9      |
| 20 Wake Forest#      | L, 2-16     |

# YEAR-BY-YEAR RESULTS

## 1979 (21-16, 4-7 ACC)

**COACH: James O. West**

|                        |             |
|------------------------|-------------|
| March                  |             |
| 10 at The Citadel      | W, 5-4      |
| 11 at UNCW             | Cancelled   |
| 12 at Francis Marion   | L, 3-4      |
| 13 at Pembroke         | L, 2-6      |
| at Pembroke            | Cancelled   |
| 15 at Wake Forest      | W, 12-3     |
| 16 at Coastal Carolina | L, 3-4      |
| at Wake Forest (8)     | L, 2-12     |
| 17 at Purdue Ft. Wayne | W, 13-5     |
| 18 at Pembroke         | L, 2-7      |
| 19 at Pembroke         | L, 2-4      |
| 20 Oneonta             | W, 13-2     |
| 21 Oneonta             | W, 17-1     |
| 22 Mansfield State     | W, 9-6      |
| 23 Mansfield State     | W, 7-1      |
| 24 Duke*               | Cancelled   |
| 25 SE Massachusetts    | Cancelled   |
| 26 James Madison       | W, 14-6     |
| 29 Norfolk State       | W, 25-2     |
| 30 at East Carolina    | W, 11-9     |
| 31 at Duke*            | L, 8-9      |
| at Duke*               | W, 5-2      |
| April                  |             |
| 1 at Wake Forest*      | L, 4-14     |
| 3 George Mason         | Cancelled   |
| 4 Maryland*            | Cancelled   |
| 7 at North Carolina*   | L, 2-4      |
| 8 at NC State*         | W, 6-4      |
| Richmond               | Cancelled   |
| 12 at Virginia Tech    | W, 9-2      |
| William & Mary         | Cancelled   |
| 14 Wake Forest*        | L, 5-8      |
| 15 VCU                 | W, 17-4     |
| 16 at Virginia Tech    | L, 0-4      |
| 18 Maryland*           | L, 2-3 (7)  |
| Maryland*              | L, 2-4 (7)  |
| 19 Richmond            | W, 12-3 (7) |
| Richmond               | W, 12-3 (7) |
| at VCU                 | L, 3-14     |
| 21 NC State*           | W, 5-4      |
| 22 North Carolina*     | W, 3-2      |
| 23 William & Mary      | W, 4-2      |
| 25 Clemson*            | L, 4-10     |
| 26 Clemson*            | Cancelled   |
| 29 at Old Dominion     | W, 6-4      |
| at Old Dominion        | W, 10-5     |
| VMI                    | L, 1-2      |

## 1980 (20-13-1, 6-6 ACC)

**COACH: James O. West**

|                             |          |
|-----------------------------|----------|
| March                       |          |
| 8 at Georgia Southern       | W, 8-3   |
| 9 Yale                      | W, 8-5   |
| 10 East Tenn. State         | T, 1-1   |
| 14 Maryland                 | L, 4-5   |
| 15 at UNC-Wilmington        | W, 1-0   |
| 16 at East Carolina         | W, 11-9  |
| 17 Longwood                 | W, 10-8  |
| 19 Richmond                 | W, 9-3   |
| 20 VCU                      | L, 8-15  |
| 22 North Carolina*          | L, 6-11  |
| 23 NC State*                | W, 3-2   |
| 24 at Old Dominion          | W, 7-5   |
| 25 Howard                   | L, 5-11  |
| 26 Maryland*                | W, 7-3   |
| 27 at James Madison         | W, 5-3   |
| 28 at James Madison         | W, 4-2   |
| 29 at Wake Forest*          | L, 5-7   |
| April                       |          |
| 1 at Richmond               | L, 0-6   |
| 2 at William & Mary         | W, 12-8  |
| at Apprentice School (exh.) | L, 2-10  |
| 3 George Mason              | W, 2-1   |
| 4 California State (Pa.)    | L, 19-23 |
| 5 Wake Forest*              | W, 12-4  |
| 6 Duke*                     | W, 7-5   |
| 7 Oneonta                   | W, 6-4   |
| 10 at VMI                   | W, 7-0   |
| at VMI                      | W, 5-2   |
| 11 at Longwood              | L, 12-13 |
| 12 at NC State*             | L, 1-6   |
| 17 at Clemson*              | L, 1-3   |
| 18 at Clemson*              | L, 5-6   |
| 19 at Georgia Tech*         | W, 5-4   |
| 20 at Georgia Tech*         | W, 10-8  |
| 22 at NC State*             | L, 1-3   |
| 28 Old Dominion             | L, 2-5   |

## 1981 (28-20, 8-5 ACC)

**COACH: Dennis Womack**

|                     |         |
|---------------------|---------|
| March               |         |
| 12 Westfield State  | W, 21-8 |
| 13 UConn (9)        | W, 9-2  |
| 14 UConn (9)        | L, 4-5  |
| 15 at East Carolina | W, 6-5  |

|                       |          |
|-----------------------|----------|
| at East Carolina      | L, 5-14  |
| 16 at South Carolina  | L, 7-19  |
| 17 at South Carolina  | L, 2-3   |
| 19 at Campbell        | W, 7-6   |
| 20 at Elon            | L, 4-13  |
| 21 at Wake Forest*    | W, 10-8  |
| 22 at Duke*           | L, 5-6   |
| 23 Oswego             | W, 10-4  |
| 24 Pittsburgh         | W, 11-4  |
| 25 Norfolk State      | W, 15-10 |
| 26 Lynchburg          | W, 11-9  |
| 27 at Richmond        | L, 2-3   |
| 28 at North Carolina* | W, 9-8   |
| 29 at NC State*       | L, 3-12  |
| 31 Vermont            | L, 14-19 |
| Vermont               | L, 2-12  |
| April                 |          |
| 2 Richmond            | W, 12-9  |
| 3 William & Mary      | W, 11-4  |
| 4 NC State*           | W, 18-6  |
| 6 Oneonta             | W, 15-4  |
| 7 Oneonta             | W, 20-4  |
| 8 Maryland*           | L, 8-11  |
| Maryland*             | W, 5-4   |
| 10 VCU                | L, 6-7   |
| 11 Duke**^            | W, 9-5   |
| 12 Wake Forest*       | W, 8-3   |
| 15 VCU^               | L, 7-10  |
| 16 Georgia Tech*      | W, 11-1  |
| 17 Georgia Tech*      | W, 10-8  |
| 18 Clemson*           | L, 7-11  |
| 19 Clemson*           | L, 5-11  |
| 20 Longwood           | W, 11-5  |
| 22 Duke (10)#         | L, 3-4   |
| 23 Georgia Tech (10)# | L, 2-5   |
| 27 James Madison      | L, 1-3   |
| 28 Virginia Tech      | W, 10-9  |
| 29 at Liberty Baptist | L, 6-9   |
| 30 at James Madison   | L, 1-3   |
| May                   |          |
| 2 Old Dominion        | W, 4-3   |
| Old Dominion          | W, 2-0   |
| 3 at Virginia Tech    | L, 1-11  |
| 4 VMI                 | W, 13-3  |
| VMI                   | W, 8-2   |
| 5 Liberty Baptist     | L, 4-10  |
| ^ Forfeit             |          |

## 1982 (22-27, 5-7 ACC)

**COACH: Dennis Womack**

|                       |              |
|-----------------------|--------------|
| March                 |              |
| 12 at Longwood        | W, 8-4       |
| 13 at UNC-Wesleyan    | L, 7-10      |
| 14 at NC State*       | W, 12-8      |
| 16 at North Carolina* | L, 2-5       |
| 17 at South Carolina  | L, 0-16      |
| 18 at South Carolina  | L, 3-5       |
| at South Carolina     | L, 3-5       |
| 22 Norfolk State      | W, 15-8      |
| 23 Richmond           | W, 6-2       |
| 24 George Mason       | W, 13-4      |
| 25 Shippensburg       | L, 4-11      |
| 26 Seton Hall         | L, 11-16     |
| 27 Seton Hall         | L, 1-12 (7)  |
| Seton Hall            | L, 7-12 (7)  |
| 28 Seton Hall         | W, 12-5      |
| 29 William & Mary     | W, 12-4      |
| 30 East Carolina      | L, 10-18     |
| 31 Maryland*          | W, 11-7      |
| April                 |              |
| 1 VCU                 | W, 16-15     |
| 2 at Richmond         | L, 9-14      |
| 4 Wake Forest*        | W, 7-5 (7)   |
| 5 Wake Forest*        | W, 15-14 (7) |
| 5 Oneonta State       | W, 5-4       |
| 6 Oneonta State       | W, 20-1 (7)  |
| 7 at Maryland*        | L, 12-15     |
| 8 at Lynchburg        | L, 2-5       |
| 9 at James Madison    | L, 5-13      |
| 10 North Carolina*    | W, 9-8       |
| 11 NC State*          | L, 5-12      |
| 12 Towson State       | W, 19-6      |
| 13 Liberty Baptist    | W, 26-5      |
| 16 at Georgia Tech*   | L, 4-6 (7)   |
| at Georgia Tech*      | L, 2-12 (7)  |
| 17 at Clemson*        | L, 1-9       |
| 18 at Clemson*        | L, 6-17      |
| 19 Longwood           | W, 13-11     |
| 21 at Wake Forest#    | W, 10-4      |
| 22 at North Carolina# | W, 6-3       |
| 23 at Clemson#        | W, 6-4       |
| 24 at Wake Forest#    | L, 3-7       |
| 25 at North Carolina# | L, 2-3 (12)  |
| 28 James Madison      | L, 3-14      |
| 29 at VMI             | L, 1-8 (7)   |
| at VMI                | W, 4-1 (7)   |
| 30 Virginia Tech      | L, 6-10      |
| May                   |              |

|                      |          |
|----------------------|----------|
| 1 Virginia Tech      | L, 4-13  |
| 2 at Virginia Tech   | L, 2-9   |
| 3 at VCU             | W, 17-1  |
| 4 at Liberty Baptist | L, 10-12 |

## 1983 (12-25, 4-6 ACC)

**COACH: Dennis Womack**

|                         |             |
|-------------------------|-------------|
| March                   |             |
| 5 VCU                   | W, 11-8 (7) |
| VCU                     | W, 5-4 (7)  |
| 11 at UNC-Wesleyan      | L, 0-18     |
| 13 at UCF               | L, 6-7      |
| 14 vs. Rollins (11)     | L, 4-9      |
| vs. Yale (11)           | L, 2-14     |
| 16 vs. Stetson (11)     | L, 1-10     |
| 17 vs. Michigan (11)    | L, 2-6      |
| 18 vs. Rollins (11)     | L, 5-6      |
| 19 vs. Michigan (11)    | L, 3-6      |
| 20 vs. Yale (11)        | L, 7-13     |
| 22 Georgia Tech*        | L, 8-19     |
| 23 Georgia Tech*        | W, 15-2     |
| 24 VMI                  | W, 11-3     |
| 25 Brown                | L, 8-11     |
| 26 NC State*            | W, 4-2      |
| 28 SUNY-Oneonta         | W, 9-5      |
| 29 at James Madison     | L, 0-3 (7)  |
| at James Madison        | W, 11-6 (7) |
| 30 Maryland*            | L, 0-13     |
| April                   |             |
| 1 at Wake Forest*       | L, 3-10     |
| 4 at William & Mary     | W, 7-4      |
| 12 at Maryland*         | W, 6-5      |
| 13 at Richmond          | L, 6-7      |
| 14 Clemson*             | L, 1-8      |
| 16 at NC State*         | W, 8-7      |
| 17 at North Carolina*   | L, 5-11 (7) |
| at North Carolina*      | L, 0-8 (7)  |
| 20 Clemson# (10)        | L, 5-12     |
| 21 Georgia Tech# (10)   | W, 8-1      |
| 22 Maryland# (10)       | W, 5-2      |
| 24 North Carolina# (10) | L, 4-5 (11) |
| 26 at Old Dominion      | L, 2-5      |
| at Old Dominion         | L, 0-5      |
| 29 at Virginia Tech     | L, 10-11    |
| 30 Virginia Tech        | L, 3-8      |
| May                     |             |
| 1 at Virginia Tech      | L, 11-12    |

## 1984 (25-17, 4-10 ACC)

**COACH: Dennis Womack**

|                           |          |
|---------------------------|----------|
| March                     |          |
| 4 George Mason            | W, 12-1  |
| 7 Liberty Baptist         | W, 4-3   |
| 9 at Georgia Tech*        | L, 2-7   |
| 10 at Georgia Tech*       | W, 13-1  |
| 11 at Newberry            | W, 13-6  |
| 12 at Furman              | W, 4-3   |
| 14 at Newberry            | W, 8-4   |
| 15 at Clemson*            | L, 2-6   |
| 16 at Clemson*            | L, 2-7   |
| 17 at Wofford             | W, 3-1   |
| at Wofford                | W, 9-8   |
| 20 Providence             | W, 10-4  |
| 22 St. John's             | W, 9-1   |
| 23 George Washington      | W, 16-15 |
| 24 at North Carolina*     | L, 4-10  |
| 25 at NC State*           | L, 0-1   |
| 26 Oneonta                | W, 7-0   |
| 27 VCU                    | W, 3-1   |
| 30 Brown                  | W, 9-8   |
| 31 Duke*                  | W, 5-3   |
| April                     |          |
| 1 Wake Forest*            | L, 1-2   |
| 3 at VMI                  | W, 11-4  |
| 6 at Richmond             | W, 3-2   |
| 7 at Duke*                | W, 5-3   |
| 8 at Wake Forest*         | W, 6-4   |
| 9 Longwood                | L, 1-2   |
| 10 William & Mary         | W, 12-9  |
| 11 at Maryland*           | L, 3-4   |
| at Maryland*              | L, 1-2   |
| 12 Richmond               | W, 9-8   |
| 14 North Carolina*        | L, 1-5   |
| 15 NC State*              | L, 3-14  |
| 16 Norfolk State          | W, 10-1  |
| 18 NC State# (13)         | L, 0-10  |
| 19 Clemson# (13)          | L, 6-7   |
| 25 James Madison          | L, 3-5   |
| James Madison             | W, 11-1  |
| 27 vs. Virginia Tech (19) | L, 4-9   |
| 28 vs. Virginia Tech (19) | L, 3-5   |
| 29 vs. Virginia Tech (19) | L, 9-10  |
| 30 vs. George Mason (7)   | W, 3-1   |

## 1985 (38-16, 9-4 ACC)

**NCAA ATLANTIC REGIONAL**

**COACH: Dennis Womack**

|                             |               |
|-----------------------------|---------------|
| February                    |               |
| 27 at William & Mary        | W, 12-3       |
| March                       |               |
| 1 Seton Hall                | W, 3-0        |
| 2 Seton Hall                | L, 2-4 (7)    |
| Seton Hall                  | W, 11-7 (5)   |
| 5 at VCU                    | W, 7-6        |
| 6 at VMI                    | W, 5-1        |
| 9 at Columbus (Ga.)         | W, 12-3 (7)   |
| at Columbus (Ga.)           | W, 7-1 (7)    |
| 10 at Huntington (Ala.)     | W, 10-8       |
| 11 at Auburn                | W, 9-8        |
| 12 at Auburn                | L, 5-8        |
| 13 at Auburn                | L, 11-12      |
| 14 at Furman                | W, 12-11 (10) |
| 16 North Carolina*          | W, 7-6        |
| 17 NC State*                | W, 22-6       |
| 18 Westfield State          | W, 9-7        |
| 19 Coast Guard              | W, 18-4       |
| 20 Providence               | W, 15-6       |
| 21 Rider                    | W, 7-3        |
| 23 at NC State*             | L, 2-3        |
| 24 at North Carolina*       | L, 5-6        |
| 25 SUNY-Oneonta             | W, 8-1        |
| 26 at Richmond              | W, 7-0        |
| 27 VCU                      | W, 9-7        |
| 28 Clemson*                 | W, 19-1       |
| 30 Georgia Tech*            | L, 4-8        |
| 31 Georgia Tech*            | W, 9-4        |
| April                       |               |
| 1 Liberty Baptist           | L, 14-16      |
| 2 Longwood                  | W, 3-2        |
| 3 Maryland*                 | W, 17-4       |
| 4 at George Mason           | L, 4-5 (10)   |
| 6 at Duke*                  | W, 19-8       |
| 7 at Wake Forest*           | W, 10-3       |
| 8 James Madison             | L, 9-18       |
| 9 Old Dominion              | W, 5-4 (10)   |
| 10 at Maryland*             | L, 7-8        |
| 11 William & Mary           | W, 7-6        |
| 12 Norfolk State            | W, 14-8       |
| 13 Wake Forest*             | W, 4-3        |
| 14 Duke*                    | W, 8-2        |
| 17 vs. Wake# (27)           | L, 4-9        |
| 18 vs. NC State# (27)       | W, 7-0        |
| 19 vs. North Carolina# (27) | W, 10-3       |
| 20 vs. Clemson# (27)        | L, 8-10       |
| 23 at Old Dominion          | L, 1-3        |
| 25 at James Madison         | W, 9-6 (10)   |
| 27 at Virginia Tech         | L, 13-14      |
| 28 Virginia Tech            | W, 3-2        |
| 29 at Liberty Baptist       | W, 5-3        |
| 30 VMI                      | W, 8-5        |
| May                         |               |
| 1 at George Mason           | W, 9-5        |
| 24 vs. Florida+ (28)        | W, 14-1       |
| 25 at Miami+ (28)           | L, 6-11       |
| 26 vs. Florida+ (28)        | L, 2-15       |
| 1986 (27-22, 6-7 ACC)       |               |
| <b>COACH: Dennis Womack</b> |               |
| February                    |               |
| 26 at William & Mary        | W, 9-7 (8)    |
| 28 Seton Hall               | Snow          |
| March                       |               |
| 1 Seton Hall                | W, 13-2       |
| 2 Seton Hall                | W, 5-3        |
| Seton Hall                  | W, 3-2        |
| 4 James Madison             | W, 3-2        |
| 5 George Mason              | W, 4-1        |
| 8 at Georgia Tech*          | L, 7-9        |
| 9 at Georgia Tech*          | L, 4-18       |
| 11 at Furman                | L, 1-7 (7)    |
| at Furman                   | L, 4-5        |
| 12 at Clemson*              | L, 4-15       |
| 13 at Clemson*              | Rain          |
| 15 UConn (9)                | W, 12-2 (7)   |
| UConn (9)                   | W, 8-6 (7)    |
| 16 at East Carolina         | L, 1-59       |
| 18 Providence               | W, 13-9       |
| 20 VCU                      | W, 7-6        |
| 21 North Carolina*          | L, 4-6        |
| 22 Ohio University          | W, 10-9 (7)   |
| Ohio University             | W, 10-1 (7)   |
| 23 Ohio University          | W, 6-3        |
| 24 Liberty                  | L, 5-9        |
| 26 at Georgetown            | L, 6-7 (10)   |
| 27 George Washington        | L, 10-11      |
| 29 at North Carolina*       | L, 14-15      |
| 30 at NC State*             | L, 1-2        |
| April                       |               |
| 1 Towson State              | W, 9-8        |
| 2 Old Dominion              | L, 2-6        |
| 4 William & Mary            | W, 5-4        |
| 5 NC State*                 | L, 1-2        |

|                          |               |
|--------------------------|---------------|
| 8 at James Madison       | L, 5-9        |
| 9 at VMI                 | W, 12-9       |
| 11 at Richmond           | W, 16-6       |
| 12 Duke*                 | W, 11-8       |
| 13 Wake Forest*          | L, 2-4        |
| 14 at Virginia Tech      | W, 11-8       |
| 15 Richmond              | Rain          |
| 18 at VCU                | Rain          |
| 19 at Duke*              | W, 5-2 (10)   |
| 20 at Wake Forest*       | W, 15-12      |
| 21 Virginia Tech         | L, 12-13 (12) |
| 22 VMI (12)              | W, 17-0 (7)   |
| 23 at Maryland*          | W, 5-3        |
| 24 at Old Dominion       | L, 2-11       |
| 25 vs. George Mason (7)  | L, 8-10       |
| 26 at West Chester       | L, 3-4        |
| 27 at Rider              | W, 7-1        |
| 28 Jacksonville          | W, 8-2        |
| 29 at Liberty            | L, 2-3        |
| 30 Maryland*             | W, 14-10      |
| May                      |               |
| 14 North Carolina # (13) | L, 4-5        |
| 16 North Carolina # (13) | L, 7-9        |

## 1987 (18-30, 5-12 ACC)

**COACH: Dennis Womack**

|                       |              |
|-----------------------|--------------|
| February              |              |
| 28 at East Carolina   | Rain         |
| at East Carolina      | Rain         |
| March                 |              |
| 1 at East Carolina    | Rain         |
| 2 at Liberty          | L, 3-5       |
| 3 at William & Mary   | L, 12-13 (8) |
| 4 VCU                 | W, 6-1       |
| 7 at UAB              | L, 2-21      |
| 8 at UAB              | L, 8-9 (8)   |
| 9 at UAB              | Rain         |
| 10 at Auburn          | L, 2-4       |
| 11 at Auburn          | L, 4-7       |
| 12 at Georgia Tech*   | L, 2-18      |
| 13 at Clemson*        | L, 4-6       |
| 14 at Clemson*        | L, 2-9       |
| 15 at South Carolina  | L, 3-7       |
| 17 Providence         | W, 14-9      |
| 20 Kent State         | L, 3-7       |
| 21 Kent State         | L, 5-21 (7)  |
| Kent State            | W, 14-4 (7)  |
| 22 Kent State         | W, 11-6      |
| 23 Georgetown         | L, 6-7       |
| 24 VMI                | W, 8-0       |
| 25 at James Madison   | L, 1-5 (8)   |
| 26 William & Mary     | W, 9-8       |
| 27 Rider Col.         | W, 24-2 (7d) |
| 28 Georgia Tech*      | W, 3-2       |
| 29 Georgia Tech*      | W, 19-3      |
| 31 at George Mason    | Rain         |
| April                 |              |
| 1 Old Dominion        | W, 4-3       |
| 2 at Richmond         | W, 10-2      |
| 4 Wake Forest*        | W, 9-2       |
| 6 James Madison       | Rain         |
| 7 Richmond            | W, 8-4       |
| 8 Maryland*           | W, 7-4       |
| 11 at NC State*       | L, 3-21 (7)  |
| at NC State*          | L, 3-5 (7)   |
| 12 at North Carolina* | L, 6-10      |
| 13 Clemson*           | L, 4-11      |
| 14 Seton Hall         | L, 3-4 (12)  |
| 15 at Maryland*       | L, 1-6       |
| 17 NC State*          | Rain         |
| 19 North Carolina*    | L, 1-4 (7)   |
| North Carolina*       | L, 1-9 (7)   |
| 20 Liberty            | W, 8-6       |
| 21 at Old Dominion    | L, 1-5       |
| 22 Maryland*          | W, 10-7      |
| 23 at VCU             | W, 13-6      |
| 24 at Duke*           | Rain         |
| 25 at Duke*           | Rain         |
| at Duke*              | Rain         |
| 26 at Wake Forest*    | L, 4-5 (7)   |
| at Wake Forest*       | L, 1-6 (7)   |
| 28 George Mason (7)   |              |

# YEAR-BY-YEAR RESULTS

## 1988 (32-19-1, 11-10 ACC)

**COACH:** Dennis Womack

### February

|   |              |
|---|--------------|
| 27 at East Carolina                         | L, 10-11 (7) |
| at East Carolina                            | W, 4-3 (7)   |
| 28 vs. George Washington (Greenville, N.C.) | L, 6-12 (7)  |
| at East Carolina                            | W, 6-5 (7)   |

### March

|  |               |
|--|---------------|
| 2 at William & Mary                    | W, 12-4       |
| 12 at Clemson*                         | L, 6-9        |
| 13 at Augusta                          | W, 19-13      |
| 14 at Augusta                          | W, 14-7       |
| 15 vs. Jacksonville St. (Auburn, Ala.) | W, 11-10      |
| 16 at Auburn                           | W, 13-8       |
| 17 Auburn/Montgomery                   | L, 4-5 (10)   |
| 19 at Georgia Tech*                    | L, 10-11 (10) |
| 20 at Georgia Tech*                    | W, 12-9       |
| 23 at George Mason                     | L, 3-4        |
| 24 at Richmond                         | W, 14-13      |
| 26 West Chester                        | W, 8-2 (7)    |
| 27 Georgia Tech*                       | L, 2-13       |
| 28 West Chester                        | W, 13-8       |
| 30 James Madison                       | W, 16-3       |
| 31 West Chester                        | W, 4-0 (7)    |
| West Chester                           | W, 10-6 (7)   |

### April

|                                   |              |
|-----------------------------------|--------------|
| 2 Duke*                           | W, 9-5 (7)   |
| Duke*                             | W, 2-1 (8)   |
| 3 Wake Forest                     | W, 6-5       |
| 4 Campbell                        | W, 6-5       |
| 5 at VMI                          | W, 11-5      |
| 9 at North Carolina*              | L, 1-12 (7)  |
| at North Carolina*                | W, 13-5 (7)  |
| 10 at NC State*                   | L, 3-21      |
| 12 Old Dominion                   | T, 3-3 (10)  |
| 13 at James Madison               | L, 10-13     |
| 14 William & Mary                 | W, 6-0       |
| 15 North Carolina*                | L, 9-14      |
| 16 NC State*                      | L, 8-13      |
| 17 NC State*                      | W, 12-11     |
| 19 Richmond                       | W, 6-5       |
| 20 Virginia Tech                  | L, 8-11      |
| 21 Liberty                        | W, 11-2      |
| 23 at Wake Forest*                | L, 12-15 (7) |
| at Wake Forest*                   | W, 8-2 (7)   |
| 24 at Duke*                       | W, 21-15     |
| 26 VMI                            | L, 3-5       |
| 29 vs. Radford (Front Royal, Va.) | W, 16-1      |
| 30 at Maryland*                   | W, 16-4 (7)  |
| at Maryland*                      | W, 8-1 (7)   |

### May

|             |         |
|-------------|---------|
| 1 Maryland* | W, 12-1 |
| 2 Clemson*  | L, 3-8  |
| 3 Clemson*  | L, 0-6  |

### ACC Tournament (Greenville, S.C.)

|                       |         |
|-----------------------|---------|
| 11 vs. North Carolina | L, 1-13 |
| 12 vs. Duke           | W, 7-1  |
| 13 vs. NC State       | W, 6-1  |
| 14 vs. Georgia Tech   | L, 4-5  |

## 1989 (25-24-1, 7-11 ACC)

**H:** 13-9-1 | **A:** 10-13 | **N:** 2-2

**COACH:** Dennis Womack

### March

|                     |            |
|---------------------|------------|
| 1 VCU               | L, 2-6     |
| 4 at Jacksonville   | L, 3-4     |
| 5 at Jacksonville   | L, 4-5     |
| 6 at North Florida  | L, 2-8     |
| 7 at North Florida  | W, 12-4    |
| 8 at Florida        | L, 6-13    |
| 9 at Florida        | L, 0-18    |
| 10 at Georgia Tech* | L, 0-18    |
| 11 at Clemson*      | L, 4-10    |
| 12 at Clemson*      | L, 2-8     |
| 16 Radford          | W, 17-4    |
| 17 Seton Hall       | L, 5-9     |
| 18 Seton Hall       | T, 3-3 (7) |
| 19 Hartford         | L, 7-17    |
| 22 Lafayette        | W, 9-3     |
| 25 at Duke*         | W, 7-0     |
| at Duke*            | W, 4-3     |
| 26 at Wake Forest*  | L, 5-17    |
| 29 Old Dominion     | W, 9-8     |
| 30 William & Mary   | W, 11-1    |
| 31 NC State*        | W, 14-7    |

### April

|                      |             |
|----------------------|-------------|
| 1 North Carolina*    | L, 3-4 (10) |
| 2 North Carolina*    | L, 5-10     |
| 3 at Liberty         | W, 10-7     |
| 5 at James Madison   | W, 7-6 (10) |
| 6 Richmond           | W, 8-4      |
| 8 at NC State*       | L, 4-9      |
| 9 at North Carolina* | L, 4-5 (14) |
| 11 at William & Mary | W, 2-1 (10) |
| 12 East Carolina     | W, 3-2      |
| 14 Clemson*          | L, 0-8      |
| 16 Georgia Tech*     | L, 2-3      |
| Georgia Tech*        | L, 2-6      |

|                                     |               |
|-------------------------------------|---------------|
| 17 at VMI                           | W, 14-13 (10) |
| VMI                                 | W, 14-8       |
| 18 James Madison                    | L, 6-7        |
| 19 at Richmond                      | W, 10-4       |
| 20 at Virginia Tech                 | W, 10-9 (10)  |
| 21 Liberty                          | W, 15-3       |
| 22 Wake Forest*                     | W, 9-8        |
| Wake Forest*                        | W, 6-5        |
| 23 Duke*                            | W, 7-4        |
| 25 at Old Dominion                  | W, 10-4       |
| 26 vs. Virginia Tech (Madison, Va.) | W, 6-2        |
| 27 at George Mason                  | L, 3-8        |
| 29 Maryland*                        | W, 6-5        |

### May

|          |        |
|----------|--------|
| 2 at VCU | L, 2-6 |
|----------|--------|

**ACC Tournament (Greenville, S.C.)**

|                     |         |
|---------------------|---------|
| 13 vs. Georgia Tech | L, 0-3  |
| 14 vs. Maryland     | W, 7-3  |
| 15 vs. NC State     | L, 8-11 |

## 1990 (21-32-1, 7-11 ACC)

**H:** 12-11-1 | **A:** 7-18 | **N:** 2-3

**COACH:** Dennis Womack

### February

|                      |         |
|----------------------|---------|
| 23 at William & Mary | W, 6-3  |
| 24 at East Carolina  | L, 3-5  |
| at East Carolina     | L, 1-2  |
| 25 at East Carolina  | L, 3-8  |
| 28 Liberty           | W, 17-5 |

### March

|                     |          |
|---------------------|----------|
| 1 at Old Dominion   | L, 5-7   |
| 2 William & Mary    | T, 6-6   |
| 4 Seton Hall        | W, 1-0   |
| Seton Hall          | L, 7-8   |
| 5 Seton Hall        | L, 10-11 |
| 6 VMI               | L, 4-5   |
| 7 VCU               | W, 15-8  |
| 9 at Georgia Tech*  | L, 6-17  |
| 10 at Georgia Tech* | L, 4-9   |
| 11 at Georgia Tech* | L, 6-13  |
| 12 at Georgia       | L, 1-13  |
| 13 at Georgia       | L, 2-8   |
| 14 at Georgia       | L, 3-12  |
| 15 at Georgia       | L, 6-11  |
| 18 at Furman        | L, 1-4   |
| 21 Old Dominion     | L, 6-8   |
| 22 Richmond         | W, 5-2   |
| 23 at NC State*     | L, 1-10  |
| 24 at NC State*     | L, 6-7   |
| 25 at NC State*     | W, 12-7  |
| 27 James Madison    | W, 13-12 |
| 28 Brown            | L, 4-6   |

### April

|                                     |               |
|-------------------------------------|---------------|
| 1 at Duke*                          | L, 4-7        |
| at Duke*                            | W, 9-8        |
| 4 at James Madison                  | W, 16-14 (11) |
| 8 Wake Forest*                      | W, 9-0        |
| Wake Forest                         | W, 12-9       |
| 10 at George Mason                  | L, 1-3        |
| 11 vs. Virginia Tech (Madison, Va.) | L, 1-8        |
| 12 Campbell                         | W, 11-7       |
| 13 North Carolina*                  | L, 7-10 (11)  |
| 14 North Carolina*                  | L, 7-13       |
| 15 North Carolina*                  | W, 6-5        |
| 18 at Richmond                      | W, 8-6        |
| 19 Virginia Tech                    | W, 14-13      |
| 20 Clemson*                         | L, 6-12       |
| 21 Clemson*                         | L, 3-19       |
| 22 Clemson*                         | L, 0-8        |
| 24 East Carolina                    | W, 9-6        |
| 25 at Virginia Tech                 | W, 14-13      |
| 26 George Mason                     | W, 5-3        |
| 27 at Maryland*                     | W, 21-19 (10) |
| 28 at Maryland*                     | W, 29-10      |
| 30 at Liberty                       | L, 0-4        |

### May

|           |         |
|-----------|---------|
| 1 Radford | L, 9-11 |
|-----------|---------|

**ACC Tournament (Greenville, S.C.)**

|                       |         |
|-----------------------|---------|
| 12 vs. NC State       | W, 14-1 |
| 13 vs. Clemson        | L, 3-7  |
| 14 vs. Wake Forest    | W, 8-4  |
| 15 vs. North Carolina | L, 3-7  |

## 1991 (28-27-2, 10-11 ACC)

**H:** 17-10-2 | **A:** 8-15 | **N:** 3-2

**COACH:** Dennis Womack

### February

|            |            |
|------------|------------|
| 25 Liberty | T, 5-5 (7) |
| 26 Radford | T, 5-5     |
| 27 VCU     | W, 7-2     |

### March

|                   |            |
|-------------------|------------|
| 1 at VCU          | L, 0-5     |
| 2 Seton Hall      | W, 3-1 (7) |
| Seton Hall        | W, 4-2     |
| 5 at Old Dominion | L, 2-5     |
| 7 VMI             | W, 16-5    |
| 9 at Georgia      | W, 3-1     |
| 10 at Georgia     | L, 4-5     |

|                  |             |
|------------------|-------------|
| 11 at Georgia    | L, 3-12     |
| 12 at Georgia    | L, 5-13     |
| 14 at Furman     | W, 2-1 (7)  |
| at Furman        | W, 5-3 (7)  |
| 15 at Clemson*   | L, 2-5      |
| 16 at Clemson*   | L, 1-15     |
| 17 at Clemson*   | L, 8-12     |
| 20 James Madison | W, 4-2      |
| 21 George Mason  | W, 14-7 (8) |
| 22 Notre Dame    | W, 12-6 (7) |
| 24 Notre Dame    | L, 0-12 (7) |
| Notre Dame       | W, 5-2      |
| 25 Georgia Tech* | W, 6-5      |
| 26 Georgia Tech* | L, 1-11     |
| 27 Georgia Tech* | L, 0-13     |
| 30 Duke*         | W, 5-4      |
| 31 Duke*         | W, 5-4 (7)  |
| Duke*            | W, 10-7 (7) |

### April

|                                     |             |
|-------------------------------------|-------------|
| 1 at William & Mary                 | L, 7-8 (10) |
| 2 Campbell                          | W, 8-2      |
| 3 Virginia Tech                     | L, 6-7      |
| 6 at Wake Forest*                   | L, 3-4 (7)  |
| at Wake Forest*                     | W, 4-2 (10) |
| 7 at Wake Forest*                   | W, 6-2      |
| 9 Richmond                          | L, 1-12     |
| 10 vs. Virginia Tech (Madison, Va.) | W, 5-2      |
| 12 at North Carolina*               | L, 1-3      |
| 13 at North Carolina*               | L, 4-6      |
| 14 at North Carolina*               | W, 7-1      |
| 16 at James Madison                 | L, 1-4      |
| 17 at Virginia Tech                 | L, 5-11     |
| 18 at Liberty                       | L, 2-16     |
| 19 NC State*                        | W, 8-4      |
| 20 NC State*                        | W, 6-2      |
| 21 NC State*                        | L, 1-2      |
| 22 Towson                           | L, 4-6      |
| 23 at George Mason                  | W, 4-1      |
| 24 at Richmond                      | W, 5-4 (10) |
| 26 Maryland*                        | L, 3-5      |
| 27 Maryland*                        | W, 7-2      |
| 28 Maryland*                        | L, 4-5      |
| 29 William & Mary                   | W, 8-1      |
| 30 Old Dominion                     | L, 6-9      |

### May

**ACC Tournament (Greenville, S.C.)**

|                     |             |
|---------------------|-------------|
| 11 vs. NC State     | W, 4-3      |
| 13 vs. Georgia Tech | L, 3-9      |
| vs. North Carolina  | W, 5-1      |
| 14 vs. Clemson      | L, 4-7 (11) |

## 1992 (21-30, 3-19 ACC)

**H:** 12-14 | **A:** 9-13 | **N:** 0-3

**COACH:** Dennis Womack

### February

|                        |             |
|------------------------|-------------|
| 22 at VMI              | W, 14-5     |
| 23 Marshall            | W, 7-5 (7)  |
| 27 Richmond            | L, 3-6      |
| 28 at William and Mary | W, 8-7      |
| 29 UMES                | W, 11-2 (7) |
| UMES                   | W, 16-6 (7) |

### March

|                      |             |
|----------------------|-------------|
| 1 UMES               | W, 15-0 (8) |
| 2 at Liberty         | W, 13-5     |
| 3 at George Mason    | W, 7-3      |
| 4 at Old Dominion    | L, 0-3      |
| 6 William and Mary   | L, 1-8 (6)  |
| 7 Seton Hall         | W, 5-4      |
| 8 Seton Hall         | L, 0-2 (7)  |
| Seton Hall           | W, 5-4 (10) |
| 13 at Georgia Tech*  | L, 3-4 (7)  |
| at Georgia Tech*     | L, 4-10 (7) |
| 14 at Georgia Tech*  | L, 4-5 (10) |
| 15 at Davidson       | L, 2-5      |
| 16 at UNC Greensboro | W, 10-4     |
| 17 at Campbell       | L, 1-4      |
| 19 Liberty           | L, 5-6      |
| 20 Clemson*          | L, 6-8      |
| 21 Clemson*          | L, 3-5      |
| 22 Clemson*          | L, 2-8      |
| 24 Florida State*    | L, 3-4      |
| 25 Florida State*    | L, 7-13     |
| 27 at Duke*          | W, 4-2 (10) |
| 28 at Duke*          | L, 3-8      |
| 29 at Duke*          | L, 1-3      |
| 31 at Richmond       | W, 5-3      |

### April

|                                   |             |
|-----------------------------------|-------------|
| 3 Wake Forest*                    | L, 7-14     |
| 4 Wake Forest*                    | L, 3-8      |
| 5 Wake Forest*                    | L, 2-6      |
| 6 at VCU                          | W, 5-4 (10) |
| 8 Virginia Tech                   | W, 4-3      |
| 10 North Carolina*                | L, 5-7      |
| 11 North Carolina*                | L, 4-5      |
| 12 North Carolina*                | W, 13-3     |
| 13 VMI                            | W, 12-1     |
| 14 James Madison                  | W, 6-3      |
| 15 vs. Virginia Tech (Salem, Va.) | L, 3-12     |

|                     |             |
|---------------------|-------------|
| 17 at NC State*     | W, 5-1      |
| 18 at NC State*     | L, 3-6      |
| 19 at NC State*     | L, 1-2      |
| 22 at Virginia Tech | L, 4-6      |
| 25 at Maryland*     | L, 6-8      |
| at Maryland*        | L, 1-11 (7) |
| 27 George Mason     | W, 5-2      |
| 28 Old Dominion     | W, 4-1      |

### May

**ACC Tournament (Greenville, S.C.)**

|               |             |
|---------------|-------------|
| 9 vs. Clemson | L, 2-3 (10) |
| 10 vs. Duke   | L, 9-12     |

## 1993 (21-30, 7-15 ACC)

**H:** 16-15 | **A:** 4-13 | **N:** 1-2

**COACH:** Dennis Womack

### February

|             |            |
|-------------|------------|
| 20 Marshall | W, 4-2 (7) |
| Marshall    | W, 8-1 (7) |
| 23 VMI      | W, 6-3     |
| 24 VCU      | W, 8-4 (8) |
| 25 at VCU   | L, 4-8     |

### March

|                      |             |
|----------------------|-------------|
| 2 at Richmond        | L, 2-8      |
| 3 James Madison      | L, 1-2      |
| 6 Seton Hall         | L, 11-12    |
| 7 Seton Hall         | W, 9-1      |
| Seton Hall           | W, 7-6      |
| 9 at William & Mary  | W, 13-8     |
| 10 at Liberty        | W, 6-2      |
| 12 at Clemson*       | L, 1-15     |
| 16 at Florida State* | L, 5-11     |
| 17 at Florida State* | L, 0-10     |
| 18 at Florida State* | L, 1-8      |
| 20 at Georgia        | L, 2-3      |
| 21 at Georgia        | L, 13-14    |
| 25 George Mason      | W, 13-4     |
| 26 Georgia Tech*     | L, 3-6 (10) |
| 28 Georgia Tech*     | W, 3-2 (7)  |
| Georgia Tech*        | L, 5-7 (7)  |
| 30 Old Dominion      | L, 2-6 (7)  |
| Old Dominion         | L, 3-6 (7)  |
| 31 Liberty           | W, 4-2      |

### April

|                       |              |
|-----------------------|--------------|
| 2 at Wake Forest*     | W, 11-10     |
| 3 at Wake Forest*     | W, 13-9 (13) |
| 4 Wake Forest*        | L, 6-7 (10)  |
| 6 Richmond            | L, 3-9       |
| 7 at Virginia Tech    | L, 1-6       |
| 9 at North Carolina*  | L, 4-9       |
| 10 at North Carolina* | L, 1-4       |
| 11 at North Carolina* | L, 1-9       |
| 14 Virginia Tech      | W, 6-2       |
| 17 NC State*          | L, 2-4 (7)   |
| NC State*             | L, 2-8 (7)   |
| 18 NC State*          | L, 3-8       |
| 20 William and Mary   | L, 5-9       |
| 23 Maryland*          | W, 10-5      |
| 24 Maryland*          | L, 1-4       |
| 25 Maryland*          | W, 11-5      |
| 27 at James Madison   | L, 4-6       |
| 29 Duke*              | W, 1-0       |
| 30 Duke*              | L, 3-4       |

### May

|              |          |
|--------------|----------|
| 1 Duke*      | W, 5-1   |
| 2 at Radford | L, 11-16 |
| 3 Radford    | W, 8-0   |
| 4 Campbell   | W, 10-5  |



# YEAR-BY-YEAR RESULTS

12 Radford W, 9-7  
 13 George Mason W, 11-3  
 13 George Mason L, 4-7 (7)  
**ACC Tournament (Greenville, S.C.)**  
 17 vs. Florida State L, 0-6  
 18 vs. Georgia Tech L, 2-3

**1996 (44-21, 11-13 ACC)**  
**H: 21-6 | A: 13-13 | N: 10-2**  
**ACC TOURNAMENT CHAMPIONS**  
**NCAA SOUTH I REGIONAL**  
**COACH:** Dennis Womack  
**CAPTAINS:** Justin Counts, Donnie Seward, Craig Zaikov

**February**  
 19 Old Dominion W, 3-2  
 21 VCU W, 9-7  
 23 at Arizona State L, 3-17  
 24 at Arizona State W, 7-4  
 25 at Arizona State L, 2-7  
 28 Liberty W, 7-2

**March**  
 2 Seton Hall W, 8-0  
 2 Seton Hall W, 4-0  
 3 Seton Hall W, 21-6  
 4 Norfolk State W, 17-4  
 6 at Liberty L, 4-5  
 9 at NC State\* W, 12-1  
 10 at NC State\* L, 3-9  
 10 at NC State\* L, 0-1 (7)  
 11 vs. Fairfield (Greensboro, N.C.) W, 3-1 (7)  
 11 at NC A&T W, 6-0 (7)  
 13 at UNC Charlotte W, 5-2 (7)  
 13 at UNC Charlotte L, 5-11 (7)  
 16 at Georgia Tech\* L, 6-7  
 16 at Georgia Tech\* L, 4-5  
 17 at Georgia Tech\* L, 5-13  
 21 Coppin State W, 12-3  
 23 North Carolina\* W, 15-0  
 24 North Carolina\* L, 4-5  
 25 North Carolina\* W, 9-7  
 27 at James Madison W, 3-2  
 29 Clemson\* L, 1-8  
 30 Clemson\* W, 3-2  
 31 Clemson\* L, 3-9

**April**  
 2 at Radford W, 6-1  
 3 at George Mason W, 10-1  
 5 at Duke\* W, 3-2  
 6 at Duke\* L, 3-5  
 7 at Duke\* L, 0-3 (7)  
 9 James Madison W, 5-3 (10)  
 10 Howard W, 12-3  
 12 at Maryland\* W, 12-6  
 13 at Maryland\* W, 6-1  
 14 at Maryland\* L, 3-12  
 16 at Richmond W, 8-7  
 17 vs. Virginia Tech (Salem, Va.) W, 2-1 (10)  
 19 Wake Forest\* W, 6-0  
 20 Wake Forest\* W, 8-4  
 21 Wake Forest\* W, 2-1  
 22 VMI W, 9-4  
 23 Richmond L, 9-13  
 25 Virginia Tech W, 8-1  
 27 East Carolina W, 7-4  
 28 East Carolina W, 6-5  
 29 at VCU W, 5-3  
 30 at George Washington W, 3-0

**May**  
 10 Florida State\* L, 0-6

11 Florida State\* W, 9-7  
 12 Florida State\* L, 3-6  
**ACC Championship (Durham, N.C.)**  
 15 vs. NC State W, 5-1  
 16 vs. Florida State W, 3-2  
 17 vs. Clemson W, 4-2  
 18 vs. Georgia Tech W, 8-4  
 18 vs. Florida State L, 2-8  
 19 vs. Florida State W, 12-1

**NCAA Regional (Tuscaloosa, Ala.)**  
 23 vs. Notre Dame L, 1-1  
 24 vs. Princeton W, 12-2  
 25 vs. Notre Dame W, 7-7  
 25 vs. Stetson W, 5-4  
 26 at Alabama L, 8-18

**1997 (32-22, 10-13 ACC)**  
**H: 17-7 | A: 14-13 | N: 1-2**  
**COACH:** Dennis Womack

**February**  
 16 vs. Penn State (Wilmington, N.C.) W, 12-4  
 16 at UNCW W, 11-3  
 17 at UNCW W, 15-8  
 18 at William & Mary W, 11-2  
 22 Seton Hall W, 11-0 (11)  
 22 Seton Hall W, 5-4 (7)  
 23 Seton Hall L, 6-13  
 26 Radford W, 9-4  
 27 Norfolk State W, 8-3

**March**  
 1 at East Carolina L, 10-13  
 1 at East Carolina W, 6-5 (7)  
 2 at East Carolina W, 15-2  
 4 Liberty W, 8-5  
 5 Howard W, 8-5  
 7 at Florida State\* L, 2-8  
 8 at Florida State\* W, 6-4  
 9 at Florida State\* L, 2-20  
 10 at Mercer L, 3-5  
 11 at Mercer W, 9-4  
 12 at Georgia College W, 5-3  
 14 at Clemson\* L, 2-3  
 15 at Clemson\* L, 1-6  
 16 at Clemson\* L, 3-7  
 20 Coppin State W, 15-1  
 21 NC State\* W, 6-1  
 22 NC State\* L, 3-0  
 23 NC State\* W, 5-4  
 25 at VMI W, 13-3  
 26 William & Mary W, 14-4  
 27 at Old Dominion L, 5-9

**April**  
 1 George Mason W, 11-8  
 2 at James Madison W, 12-8  
 4 at Wake Forest\* L, 4-8  
 5 at Wake Forest\* L, 3-11  
 6 at Wake Forest\* W, 7-6  
 8 Richmond L, 3-8  
 9 at Virginia Tech W, 14-11  
 11 Georgia Tech\* L, 2-8  
 13 Georgia Tech\* L, 2-4 (7)  
 13 Georgia Tech\* W, 10-8 (7)  
 15 at Richmond L, 4-9  
 16 James Madison L, 9-11 (12)  
 18 at North Carolina\* L, 4-6  
 19 at North Carolina\* W, 13-2  
 20 at North Carolina\* L, 9-11 (12)  
 22 VCU W, 11-7  
 25 Duke\* L, 1-4  
 26 Duke\* W, 3-0  
 29 at VCU W, 5-2

**May**  
 10 Maryland\* W, 11-1  
 10 Maryland\* W, 5-4 (8)  
 11 Maryland\* W, 15-6  
**ACC Tournament (St. Petersburg, Fla.)**  
 14 vs. NC State L, 2-4  
 15 vs. Duke L, 3-16

**1998 (28-26-1, 5-18 ACC)**  
**H: 17-12 | A: 8-11-1 | N: 3-3**  
**COACH:** Dennis Womack

**February**  
**Big Ball Sports Classic (Houston, Texas)**  
 13 at Rice W, 3-2  
 14 vs. South Alabama L, 5-8  
 15 vs. Oklahoma State W, 4-2  
 21 Penn State W, 5-2  
 21 Penn State W, 9-2  
 22 Penn State W, 8-4  
 25 VMI W, 13-7  
 28 Seton Hall W, 5-4  
 28 Seton Hall W, 9-2

**March**  
 1 Seton Hall W, 10-5  
 4 William & Mary W, 18-4  
 6 at Georgia Tech\* L, 3-5  
 7 at Georgia Tech\* L, 4-27  
 10 at Liberty W, 11-8  
 11 Liberty W, 8-4  
 13 at Duke\* L, 4-7  
 14 at Duke\* L, 10-13  
 15 at Duke\* L, 6-9  
 17 Coppin State W, 14-0 (7)  
 21 at NC State\* L, 2-14  
 22 at NC State\* W, 5-6  
 22 at NC State\* W, 9-7 (7)  
 24 at James Madison W, 11-3  
 25 Old Dominion L, 6-7  
 27 North Carolina\* L, 5-6  
 28 North Carolina\* W, 18-5  
 29 North Carolina\* W, 12-7  
 31 VCU L, 3-6

**April**  
 2 at Richmond T, 11-11  
 3 Clemson\* L, 7-9  
 4 Clemson\* W, 7-6  
 5 Clemson\* L, 6-15  
 7 at George Mason L, 8-9  
 8 Virginia Tech W, 4-3  
 10 at Maryland\* L, 4-7  
 11 at Maryland\* L, 3-10  
 12 at Maryland\* W, 9-1  
 14 Richmond W, 9-7  
 15 at Virginia Tech L, 5-10  
 16 at William & Mary W, 5-1  
 18 St. John's L, 3-6  
 18 St. John's W, 4-1 (7)  
 20 at Radford W, 14-3  
 21 James Madison W, 8-7  
 22 vs. Virginia Tech (Salem, Va.) W, 3-2  
 24 Wake Forest\* L, 2-3  
 25 Wake Forest\* L, 4-13  
 26 Wake Forest\* L, 7-13  
 28 at VCU W, 11-7

**May**  
 9 Florida State\* L, 4-5  
 9 Florida State\* L, 2-11  
 10 Florida State\* L, 6-9

**ACC Tournament (Durham, N.C.)**  
 12 vs. Maryland W, 9-4 (10)  
 13 vs. Florida State L, 1-4  
 14 vs. NC State L, 1-4

**1999 (21-35, 8-15 ACC)**  
**H: 17-10 | A: 3-19 | N: 1-6**  
**COACH:** Dennis Womack

**January**  
 29 vs. Jacksonville (Orlando, Fla.) L, 2-13  
 30 vs. Auburn (Orlando, Fla.) L, 2-11  
 31 vs. Oklahoma (Orlando, Fla.) W, 12-4

**February**  
 12 at The Citadel W, 5-1  
 13 vs. East Carolina (Charleston, S.C.) L, 0-12  
 14 vs. VCU (Charleston, S.C.) L, 2-7  
 20 Penn State W, 6-3  
 20 Penn State W, 4-3 (7)  
 21 Penn State L, 2-4  
 24 at Old Dominion L, 0-1  
 27 Seton Hall L, 0-8  
 27 Seton Hall L, 2-10

**March**  
 2 William & Mary L, 5-8  
 4 Radford W, 5-2  
 6 Rhode Island W, 10-3 (7)  
 6 Rhode Island W, 13-5  
 7 Rhode Island W, 7-0  
 12 at Florida State\* L, 3-10  
 13 at Florida State\* L, 1-2  
 14 at Florida State\* L, 3-11  
 16 at UNC Greensboro L, 4-8  
 17 at UNC Greensboro L, 8-11  
 19 Duke\* W, 15-5  
 20 Duke\* W, 15-3  
 23 at Liberty L, 4-5  
 24 George Mason L, 3-6  
 26 NC State\* L, 1-2  
 27 NC State\* L, 3-8  
 28 NC State\* W, 9-6  
 31 Richmond W, 6-5

**April**  
 2 Georgia Tech\* W, 7-6 (14)  
 3 Georgia Tech\* L, 6-7  
 4 Georgia Tech\* W, 6-5  
 6 at Richmond L, 3-8  
 7 VCU W, 14-1 (7)  
 9 at Wake Forest\* L, 2-11  
 10 at Wake Forest\* L, 8-14  
 11 at Wake Forest\* L, 4-5  
 14 at Virginia Tech L, 9-13  
 16 at North Carolina\* L, 9-10  
 17 at North Carolina\* L, 2-3  
 18 at North Carolina\* L, 5-6  
 20 at VCU L, 2-4  
 21 Virginia Tech L, 7-11  
 23 Maryland\* W, 9-5  
 24 Maryland\* W, 15-3  
 25 Maryland\* L, 1-5  
 27 Liberty W, 11-6

**May**  
 1 at Clemson\* L, 9-3  
 1 at Clemson\* L, 4-5 (11)  
 2 at Clemson\* L, 5-12  
 4 at George Mason L, 9-15  
 15 at James Madison W, 13-2  
 16 James Madison W, 5-4

**ACC Tournament (Durham, N.C.)**  
 19 vs. Wake Forest L, 3-4  
 20 vs. NC State L, 6-9

**2000 (26-31-1, 10-14 ACC)**  
**H: 15-15-1 | A: 8-14 | N: 3-2**  
**COACH:** Dennis Womack

**February**  
 12 at LSU L, 0-8  
 12 at LSU L, 2-13  
 13 at LSU L, 4-13  
 16 Old Dominion T, 14-14 (8)  
 22 George Mason L, 4-6  
 23 at Liberty L, 5-6  
 25 Liberty L, 6-9 (8)  
 26 Bucknell W, 6-1 (7)  
 26 Bucknell W, 5-4 (7)  
 27 Bucknell W, 13-2  
 29 at William & Mary L, 3-9

**March**  
 2 at George Mason W, 4-3  
 4 Seton Hall W, 4-1 (7)  
 4 Seton Hall L, 4-8  
 5 Seton Hall W, 7-4  
 6 at VCU W, 8-7  
 8 at James Madison L, 6-14  
 11 Eastern Michigan W, 7-6  
 11 Eastern Michigan L, 4-6 (7)  
 12 Eastern Michigan W, 12-4  
 14 Princeton W, 11-5  
 15 Princeton W, 5-2  
 17 at NC State\* L, 13-16  
 18 at NC State\* L, 2-4  
 19 at NC State\* W, 3-1  
 24 Wake Forest\* L, 0-4  
 25 Wake Forest\* W, 10-9  
 26 Wake Forest\* L, 5-13  
 28 at Richmond W, 11-2  
 29 Virginia Tech L, 3-7

**April**  
 1 Florida State\* L, 6-9  
 2 Florida State\* W, 2-1  
 2 Florida State\* L, 1-10  
 4 Richmond W, 4-12  
 7 at Duke\* W, 10-4  
 8 at Duke\* W, 12-3  
 9 at Duke\* L, 1-10  
 14 at Georgia Tech\* L, 4-8  
 15 at Georgia Tech\* L, 1-5  
 16 at Georgia Tech\* L, 6-12  
 19 at Virginia Tech L, 6-7 (10)  
 21 North Carolina\* W, 6-5  
 22 North Carolina\* L, 4-5  
 23 North Carolina\* W, 10-6  
 24 James Madison L, 1-3  
 26 UNC Greensboro W, 1-0 (7)  
 26 UNC Greensboro L, 5-15 (7)  
 28 at Maryland\* L, 2-4  
 29 at Maryland\* W, 13-10  
 30 at Maryland\* W, 9-4

**May**  
 2 vs. Virginia Tech (Salem, Va.) W, 5-4  
 13 Clemson\* L, 7-9  
 13 Clemson\* W, 11-0  
 14 Clemson\* L, 9-20

**ACC Tournament (Fort Mill, S.C.)**  
 17 vs. Clemson L, 5-9  
 18 vs. NC State W, 9-5 (10)  
 19 vs. Wake Forest W, 8-3  
 20 vs. Clemson L, 5-12



1996 CAVALIERS - ACC CHAMPIONS | NCAA TOURNAMENT

# YEAR-BY-YEAR RESULTS

**2001 (25-31, 9-15 ACC)**  
**H: 17-10 | A: 7-18 | N: 3**  
**COACH: Dennis Womack**

**February**  
 17 Navy W, 9-1  
 17 Navy W, 10-3  
 18 Navy W, 6-2  
 24 Penn State W, 15-4  
 24 Penn State W, 6-5 (9)  
 25 Penn State L, 6-7 (10)  
 27 William & Mary L, 5-10  
 28 at VCU L, 6-7 (11)

**March**  
 1 at Liberty W, 13-10  
 3 Seton Hall L, 4-9  
 3 Seton Hall W, 2  
 10 at Florida State\* L, 2-9  
 10 at Florida State\* L, 1-16  
 11 at Florida State\* L, 1-2  
 12 at High Point W, 18-7  
 13 at UNC Greensboro W, 6-3  
 14 at UNC Greensboro W, 12-2  
 16 Duke\* W, 4-3  
 17 Duke\* L, 11-12  
 18 Duke\* W, 14-5  
 19 George Mason W, 13-9  
 20 VCU L, 2-8  
 23 NC State\* W, 8-7  
 24 NC State\* W, 10-2  
 25 NC State\* L, 3-10  
 27 Richmond W, 1-0  
 30 Georgia Tech\* W, 3-1  
 31 Georgia Tech\* W, 3-10

**April**  
 1 Georgia Tech\* L, 9-13  
 3 at Richmond L, 4-17  
 5 at Radford L, 5-6  
 6 at Wake Forest\* L, 8-9  
 7 at Wake Forest\* L, 2-14  
 8 at Wake Forest\* L, 1-4  
 10 Liberty L, 4-5 (11)  
 11 Virginia Tech L, 7-4  
 13 at North Carolina\* L, 6-10  
 14 at North Carolina\* L, 6-7  
 15 at North Carolina\* W, 5-2  
 17 James Madison L, 3-4  
 18 at Virginia Tech W, 9-3  
 20 Maryland\* W, 6-1  
 21 Maryland\* W, 15-7  
 22 Maryland\* W, 9-6  
 24 at James Madison L, 6-7 (10)  
 25 at George Mason L, 5-10  
 27 at Miami W, 5-0  
 28 at Miami L, 1-5  
 29 at Miami L, 6-12

**May**  
 1 vs. Virginia Tech (Salem, Va.) L, 1-6  
 12 at Clemson\* L, 1-8  
 12 at Clemson\* L, 1-17  
 13 at Clemson\* L, 4-5

**ACC Tournament (Fort Mill, S.C.)**  
 16 vs. Clemson W, 7-3  
 17 vs. Wake Forest L, 1-2  
 18 vs. NC State L, 2-6

**2002 (25-32, 8-16 ACC)**  
**H: 11-14 | A: 13-14 | N: 1-4**  
**COACH: Dennis Womack**

**February**  
 16 Bucknell W, 10-3  
 16 Bucknell W, 7-5 (7)  
 17 Bucknell W, 8-0  
 22 vs. Old Dominion W, 12-4  
 23 vs. Western Carolina L, 3-4  
 24 at The Citadel W, 5-4  
 26 VCU L, 7-13  
 27 at William & Mary W, 5-3

**March**  
 2 Seton Hall W, 2-0 (7)  
 3 Seton Hall W, 18-3  
 3 Seton Hall W, 5-1  
 5 at Liberty L, 7-9  
 6 Radford W, 5-1  
 9 at UNC-Charlotte L, 1-4  
 9 at UNC-Charlotte L, 5-6 (7)  
 10 at UNC-Charlotte L, 11-21  
 11 at NC A&T W, 25-1  
 14 at Old Dominion L, 2-4  
 15 #1 Florida State\* W, 11-10  
 16 #1 Florida State\* L, 3-8  
 16 #1 Florida State\* L, 4-14  
 22 at Duke\* W, 6-4 (10)  
 23 at Duke\* W, 8-3  
 24 at Duke\* W, 9-5  
 27 at VCU L, 1-6  
 29 North Carolina\* L, 4-15  
 30 North Carolina\* L, 0-5

31 North Carolina\* W, 8-3

**April**  
 1 James Madison L, 2-3 (10)  
 2 at James Madison L, 4-13  
 5 at Maryland\* W, 5-0  
 6 at Maryland\* L, 3-10  
 7 at Maryland\* W, 8-7  
 10 at Virginia Tech W, 16-10  
 12 Wake Forest\* L, 7-8  
 13 Wake Forest\* L, 3-4  
 14 Wake Forest\* L, 5-9  
 16 Richmond L, 6-15  
 17 at Richmond W, 12-11 (10)  
 18 vs. Virginia Tech (Salem, Va.) L, 2-8  
 20 UNC Greensboro L, 5-12  
 22 at George Mason W, 14-5  
 23 Liberty W, 5-3  
 26 at Georgia Tech\* W, 5-1  
 27 at Georgia Tech\* L, 2-3 (12)  
 28 at Georgia Tech\* L, 3-9  
 30 Virginia Tech W, 8-7 (10)

**May**  
 11 Clemson\* L, 4-15  
 12 Clemson\* L, 2-15  
 13 Clemson\* L, 3-5  
 15 at Penn State W, 12-4 (7)  
 15 at Penn State L, 11-12 (7)  
 17 at NC State\* L, 2-10  
 18 at NC State\* L, 7-12  
 18 at NC State\* L, 8-10

**ACC Tournament (Salem, Va.)**  
 22 vs. North Carolina L, 10-11  
 23 vs. NC State L, 5-6 (10)

**2003 (29-25, 11-12 ACC)**  
**H: 19-9 | A: 8-14 | N: 2-2**  
**COACH: Dennis Womack**

**February**  
 14 at Auburn L, 13-14  
 15 at Auburn L, 3-5  
 16 at Auburn L, 5-7  
 24 at Liberty W, 15-5

**March**  
 2 at Radford W, 11-0  
 3 at Richmond L, 1-2  
 3 at Richmond L, 1-2 (7)  
 4 James Madison W, 3-2  
 5 Navy W, 12-1  
 7 Charlotte W, 3-2  
 8 Charlotte W, 3-2  
 9 Charlotte W, 11-5  
 11 UNC Greensboro W, 12-5  
 12 UNC Greensboro W, 14-6  
 14 at Florida State\* L, 1-9  
 15 at Florida State\* L, 0-4  
 16 at Florida State\* L, 4-5 (12)  
 19 William & Mary W, 6-0  
 21 Duke\* W, 13-1  
 22 Duke\* W, 9-2  
 23 Duke\* W, 6-0  
 25 James Madison W, 13-3  
 26 at James Madison W, 5-4  
 28 Maryland\* W, 6-0  
 29 Maryland\* W, 4-2

**April**  
 1 Richmond W, 11-4  
 2 Liberty W, 3-0  
 4 at Clemson\* L, 4-9  
 5 at Clemson\* W, 4-1  
 6 at Clemson\* L, 2-9  
 11 Miami L, 1-6  
 12 Miami L, 4-10  
 13 Miami W, 17-2 (7)  
 15 Old Dominion W, 8-3  
 16 at Virginia Tech L, 3-5  
 19 NC State\* L, 1-7  
 19 NC State\* L, 2-3  
 20 NC State\* W, 8-3  
 22 George Mason L, 3-4  
 23 vs. Virginia Tech (Salem, Va.) W, 10-7  
 25 at Wake Forest\* L, 1-2  
 26 at Wake Forest\* W, 13-2  
 27 at Wake Forest\* W, 6-4  
 29 at VCU L, 3-5

**May**  
 9 Georgia Tech\* L, 0-7  
 10 Georgia Tech\* L, 2-5  
 11 Georgia Tech\* L, 0-1  
 12 VCU L, 1-7  
 16 at North Carolina\* W, 6-4  
 16 at North Carolina\* L, 3-4 (10)  
 17 at North Carolina\* W, 7-5 (10)

**ACC Tournament (Salem, Va.)**  
 22 vs. NC State L, 6-10  
 23 vs. Wake Forest W, 12-11 (10)  
 24 vs. Florida State L, 0-2

**2004 (44-15, 18-6 ACC)**  
**H: 25-8 | A: 19-5 | N: 0-2**  
**NCAA TOURNAMENT**  
**COACH: Brian O'Connor**

**February**  
 13 at NC A&T W, 10-7  
 14 at NC A&T W, 9-3  
 15 at NC A&T W, 12-5  
 19 UMES W, 15-2  
 21 Penn State W, 7-1  
 22 Penn State L, 3-8  
 24 James Madison W, 10-1  
 27 Seton Hall W, 3-2  
 28 Seton Hall W, 17-1  
 29 Seton Hall W, 4-3

**March**  
 2 at Richmond W, 14-6  
 5 Central Conn. W, 17-1  
 6 Central Conn. W, 10-0  
 7 Central Conn. W, 9-4  
 8 Quinipiac L, 11-13  
 10 at UNC Greensboro W, 9-1  
 12 at Georgia Tech\* W, 4-3  
 13 at Georgia Tech\* W, 2-1  
 14 at Georgia Tech\* W, 85 (10)  
 17 at Old Dominion L, 4-5  
 19 North Carolina\* L, 3-5 (11)  
 20 North Carolina\* L, 4-8  
 21 North Carolina\* W, 6-2  
 24 at George Mason W, 9-5  
 26 at NC State\* W, 9-2  
 27 at NC State\* L, 1-12  
 28 at NC State\* L, 7-8  
 30 Brown W, 13-2 (7)  
 31 Brown W, 11-4

**April**  
 2 at Duke\* W, 8-1  
 3 at Duke\* W, 6-5  
 4 at Duke\* W, 3-1  
 6 at William & Mary W, 11-9  
 9 Clemson\* W, 5-1  
 10 Clemson\* W, 4-3  
 10 Clemson\* W, 3-1  
 16 at Maryland\* W, 5-3  
 17 at Maryland\* W, 7-6 (11)  
 18 at Maryland\* W, 2-1 (11)  
 20 Norfolk State W, 8-3  
 21 Virginia Tech W, 21-10  
 23 at Miami\* L, 0-8  
 24 at Miami\* L, 3-22  
 25 at Miami\* W, 4-3  
 27 Radford W, 3-2

**May**  
 7 Florida State\* L, 0-8  
 8 Florida State\* W, 15-2  
 9 Florida State\* L, 1-4  
 13 Wake Forest\* W, 5-4 (10)  
 14 Wake Forest\* W, 11-7  
 15 Wake Forest\* W, 8-6  
 18 at Liberty W, 6-4  
 19 Liberty W, 5-4

**ACC Tournament (Salem, Va.)**  
 26 vs. Duke L, 4-6  
 27 vs. NC State L, 5-6

**June**  
**NCAA Regional (Charlottesville, Va.)**  
 5 Princeton L, 2-4  
 5 vs. George Mason W, 7-2  
 6 vs. Princeton W, 9-0  
 6 Vanderbilt L, 3-7

**2005 (41-20, 14-14 ACC)**  
**H: 31-5 | A: 7-12 | N: 3-3**  
**NCAA TOURNAMENT**  
**COACH: Brian O'Connor**

**February**  
 11 at UNC Wilmington L, 2-5  
 12 at UNC Wilmington W, 2-0  
 13 at UNC Wilmington W, 7-4  
 16 at Old Dominion L, 6-9  
 18 Bucknell W, 7-2  
 19 Bucknell W, 2-0  
 19 Bucknell W, 13-3  
 23 Old Dominion W, 8-0  
 26 Fordham W, 5-0  
 26 Fordham W, 13-3  
 27 Fordham L, 2-3

**March**  
 4 at Wake Forest\* L, 8-11  
 5 at Wake Forest\* L, 8-15  
 6 at Wake Forest\* L, 6-7  
 8 Longwood W, 13-2  
 9 James Madison W, 8-0  
 11 Marist W, 3-0  
 12 Marist W, 10-5  
 13 Marist W, 6-0  
 16 Coppin State W, 15-1  
 18 Maryland\* W, 4-1

19 Maryland\* W, 6-5  
 20 Maryland\* W, 5-2  
 27 at Virginia Tech\* (Radford, Va.) W, 8-5  
 30 VMI W, 2-1

**April**  
 1 at North Carolina\* L, 7-8 (14)  
 2 at North Carolina\* L, 5-10  
 3 at North Carolina\* L, 2-3 (11)  
 5 at Liberty W, 10-2  
 8 NC State\* W, 2-0  
 9 NC State\* L, 0-6  
 10 NC State\* L, 2-3  
 12 Norfolk State W, 13-1  
 13 UMES W, 15-1 (7)  
 13 UMES W, 6-0 (7)  
 15 at Clemson\* L, 4-13  
 16 at Clemson\* L, 2-3  
 17 at Clemson\* W, 9-2  
 20 Longwood W, 5-1  
 22 Georgia Tech\* W, 4-2  
 23 Georgia Tech\* W, 9-2  
 24 Georgia Tech\* W, 2-1  
 27 William & Mary W, 9-4  
 29 at Florida State\* L, 1-8

**May**  
 1 at Florida State\* W, 6-2  
 1 at Florida State\* L, 2-7  
 3 Richmond W, 11-0  
 13 Miami\* L, 6-7  
 14 Miami\* W, 0-1  
 15 Miami\* W, 4-3  
 16 N.C. A&T W, 20-2  
 17 at James Madison W, 10-2  
 19 Duke\* W, 7-1  
 20 Duke\* W, 7-2  
 21 Duke\* W, 10-4

**ACC Tournament (Jacksonville, Fla.)**  
 25 vs. Clemson W, 8-1  
 26 vs. NC State W, 12-2 (7)  
 28 vs. Clemson W, 5-4  
 29 vs. Georgia Tech L, 3-4

**June**  
**NCAA Regional (Corvallis, Ore.)**  
 3 vs. St. John's L, 3-5  
 4 vs. Ohio State L, 1-2

**2006 (47-15, 21-9 ACC)**  
**NCAA TOURNAMENT**  
**COACH: BRIAN O'CONNOR**

**February**  
**Springmaid Beach Resort Tournament (Conway, S.C.)**  
 10 vs. The Citadel W, 5-3  
 12 at Coastal Carolina W, 8-3  
 15 Old Dominion W, 1-5  
 17 Towson W, 7-0  
 18 Towson W, 7-2  
 19 Towson W, 13-3  
 21 VCU W, 7-1

**Charleston Challenge (Charleston, S.C.)**  
 24 vs. George Mason W, 9-7  
 25 vs. Gardner-Webb W, 6-2  
 26 at Col. of Charleston L, 6-7 (17)

28 George Washington W, 11-5

**March**  
 3 Saint Joseph's W, 21-0  
 4 Saint Joseph's W, 15-1  
 5 Saint Joseph's W, 14-3  
 7 UMES W, 20-3  
 7 UMES W, 15-0  
 10 at Georgia Tech\* L, 2-8  
 11 at Georgia Tech\* L, 6-7  
 12 at Georgia Tech\* W, 6-3  
 15 Dayton W, 10-3  
 17 Clemson\* W, 2-1  
 18 Clemson\* W, 10-2  
 19 Clemson\* W, 7-4  
 22 Marshall W, 12-0  
 24 Wake Forest\* W, 3-2  
 25 Wake Forest\* L, 2-3  
 26 Wake Forest\* W, 10-2  
 28 Coppin State W, 12-1  
 29 Norfolk State W, 13-2  
 31 at NC State\* L, 2-10

**April**  
 1 at NC State\* L, 9-10  
 2 at NC State\* L, 1-8  
 5 at Richmond W, 5-0  
 7 at Duke\* L, 3-4  
 8 at Duke\* W, 7-3  
 9 at Duke\* W, 6-4  
 12 Longwood W, 6-4  
 14 Boston College\* W, 8-3  
 15 Boston College\* W, 5-4  
 16 Boston College\* W, 5-0  
 18 VMI W, 5-0

21 at Miami\* W, 8-2  
 22 at Miami\* W, 15-7  
 23 at Miami\* L, 8-9 (10)  
 26 Richmond W, 8-3  
 28 at Maryland\* W, 6-0  
 29 at Maryland\* W, 8-0  
 30 at Maryland\* W, 7-5

**May**  
 2 Mount St. Mary's W, 6-3  
 12 North Carolina\* W, 4-1  
 13 North Carolina\* L, 0-5  
 14 North Carolina\* W, 9-2  
 16 at Old Dominion W, 11-10  
 18 Virginia Tech\* W, 4-2  
 19 Virginia Tech\* W, 6-0  
 20 Virginia Tech\* W, 11-7

**ACC Tournament (Jacksonville, Fla.)**  
 24 vs. Florida State W, 6-2  
 25 vs. NC State L, 3-4  
 26 vs. Florida State L, 0-11 (7)

**June**  
**NCAA Regional (Charlottesville, Va.)**  
 2 Lehigh W, 11-5  
 3 South Carolina L, 2-8  
 4 Evansville L, 4-15

**2007 (45-16, 19-9 ACC)**  
**H: 28-9 | A: 13-6 | N: 4-1**  
**NCAA TOURNAMENT**  
**COACH: Brian O'Connor**

**February**  
**Springmaid Beach Resort Tournament (Conway, S.C.)**  
 9 vs. Elon W, 10-3  
 10 vs. North Florida W, 10-1  
 11 at Coastal Carolina L, 2-3

17 George Washington W, 11-0  
 18 George Washington W, 11-1  
 19 George Washington W, 15-2  
 20 William & Mary W, 17-2  
 21 Coppin State W, 12-0  
 23 Bucknell W, 2-0  
 24 Bucknell W, 3-0  
 24 Bucknell W, 13-2  
 27 VMI W, 5-3

**March**  
 2 Delaware W, 11-2  
 3 Delaware W, 10-4  
 4 Delaware W, 3-2  
 6 at James Madison W, 6-5  
 9 at Wake Forest\* L, 3-8  
 10 at Wake Forest\* W, 13-5  
 11 at Wake Forest\* L, 6-7  
 13 Niagara W, 2-92

17 at North Carolina\* W, 7-2 (11)  
 18 at North Carolina\* W, 9-6  
 18 at North Carolina\* L, 4-9  
 20 at Richmond W, 11-1  
 23 Miami\* W, 4-1  
 24 Miami\* W, 3-0  
 25 Miami\* L, 2-4  
 27 George Mason W, 17-6  
 28 Longwood W, 4-3  
 30 at Virginia Tech\* W, 3-1  
 31 at Virginia Tech\* W, 11-4

**April**  
 1 at Virginia Tech\* W, 8-5  
 3 at VMI L, 2-5  
 6 Duke\* W, 4-0  
 7 Duke\* L, 9-13  
 8 Duke\* W, 8-1  
 10 at VCU W, 8-1  
 13 Georgia Tech\* L, 1-2 (11)  
 14 Georgia Tech\* W, 7-6  
 17 Richmond W, 12-5  
 20 at Clemson\* W, 5-3  
 21 at Clemson\* W, 3-0  
 22 at Clemson\* L, 1-2  
 25 James Madison L, 6-7 (14)  
 27 Maryland\* W, 14-0  
 28 Maryland\* W, 3-2 (10)  
 29 Maryland\* W, 4-0

**May**  
 1 VCU W, 5-4  
 11 NC State\* W, 4-2  
 12 NC State\* L, 7-10  
 13 NC State\* L, 6-8  
 15 Coastal Carolina L, 7-11  
 17 at Boston College\* W, 5-4 (10)  
 19 at Boston College\* W, 11-3

**ACC Tournament (Jacksonville, Fla.)**  
 23 vs. NC State W, 6-1  
 24 vs. Georgia Tech W, 4-1  
 26 vs. North Carolina L, 0-5



# YEAR-BY-YEAR RESULTS

|  |  |  |   |   |
|--|--|--|---|---|
| <p><b>June</b><br/> <b>NCAA Regional (Charlottesville, Va.)</b><br/>           1 Lafayette W, 5.1<br/>           2 Oregon State W, 7.4 (13)<br/>           4 Oregon State L, 3.5<br/>           5 Oregon State L, 3.7</p> <p><b>2008 (39-23, 15-15 ACC)</b><br/> <b>H: 31-9   A: 5-11   N: 3-3</b><br/> <b>NCAA TOURNAMENT</b><br/> <b>COACH: Brian O'Connor</b></p> <p><b>February</b><br/>           23 Lehigh W, 5.1<br/>           Lehigh W, 4.1<br/>           24 Lehigh W, 12.1<br/>           Lehigh W, 6.1<br/>           27 Old Dominion W, 7.3<br/>           28 Coppin State W, 27.1<br/>           29 Siena W, 17.2</p> <p><b>March</b><br/>           1 Cornell W, 12.2<br/>           Siena W, 7.4<br/>           2 Cornell W, 12.3<br/>           8 at NC State* W, 5.3 (10)<br/>           at NC State* L, 0.2<br/>           9 at NC State* L, 2.4<br/>           11 Radford W, 8.2<br/>           12 Navy W, 11.5<br/>           14 at Duke* L, 8.9<br/>           15 at Duke* W, 10.1<br/>           16 at Duke* L, 1.4<br/>           18 Stony Brook W, 3.0<br/>           Stony Brook W, 6.4<br/>           21 Boston College* W, 7.3<br/>           22 Boston College* W, 5.4 (10)<br/>           23 Boston College* W, 8.6<br/>           25 VCU W, 5.3<br/>           26 George Washington L, 5.17<br/>           28 Virginia Tech* W, 10.1<br/>           29 Virginia Tech* W, 9.2<br/>           30 Virginia Tech* W, 2.1</p> <p><b>April</b><br/>           1 Towson W, 9.8<br/>           2 Towson L, 6.7<br/>           4 at Florida State* L, 3.10<br/>           6 at Florida State* L, 2.3 (10)<br/>           at Florida State* L, 2.3 (10)<br/>           8 Longwood W, 6.0<br/>           9 Liberty W, 7.3<br/>           11 at Maryland* W, 11.6<br/>           12 at Maryland* W, 5.4<br/>           13 at Maryland* W, 11.4<br/>           15 Coastal Carolina L, 3.8<br/>           18 Wake Forest* W, 4.2<br/>           19 Wake Forest* L, 3.14<br/>           20 Wake Forest* W, 3.2 (11)<br/>           22 Georgetown W, 9.1<br/>           23 William &amp; Mary L, 5.6<br/>           25 at Miami* L, 0.1</p> | <p>26 at Miami* L, 3.4 (10)<br/>           27 at Miami* L, 0.10<br/>           29 Mount St. Mary's W, 11.1</p> <p><b>May</b><br/>           9 North Carolina* L, 3.9<br/>           10 North Carolina* L, 2.5<br/>           11 North Carolina* W, 5.4 (6)<br/>           13 VMI W, 6.5 (11)<br/>           15 Georgia Tech* W, 4.2<br/>           16 Georgia Tech* L, 8.14<br/>           17 Georgia Tech* L, 7.9</p> <p><b>ACC Tournament (Jacksonville, Fla.)</b><br/>           21 vs. North Carolina W, 8.7 (11)<br/>           23 vs. Florida State W, 5.3<br/>           24 vs. Wake Forest L, 4.7<br/>           25 vs. Miami L, 4.8</p> <p><b>NCAA Regional (Fullerton, Calif.)</b><br/>           30 vs. UCLA L, 2.3<br/>           31 vs. Rider W, 8.2</p> <p><b>June</b><br/>           1 at Cal State Fullerton L, 1.4</p> <p><b>2009 (49-15-1, 16-11-1)</b><br/> <b>H: 29-6   A: 13-7-1   N: 7-2</b><br/> <b>ACC CHAMPIONS</b><br/> <b>NCAA COLLEGE WORLD SERIES</b><br/> <b>COACH: Brian O'Connor</b></p> <p><b>February</b><br/>           20 Bucknell W, 12.0<br/>           21 Bucknell W, 7.0<br/>           Bucknell W, 6.1<br/>           22 Bucknell W, 11.1<br/>           24 William &amp; Mary W, 11.1<br/>           27 Fordham W, 6.2<br/>           Delaware W, 11.4<br/>           28 Fordham W, 7.3</p> <p><b>March</b><br/>           4 George Washington W, 17.4<br/>           6 at Wake Forest* W, 18.2<br/>           7 at Wake Forest* W, 8.6<br/>           8 at Wake Forest* W, 21.5<br/>           10 Navy W, 17.1<br/>           11 VMI W, 10.3<br/>           13 Florida State* W, 15.2<br/>           17 Marshall W, 5.4<br/>           18 Canisius W, 11.3<br/>           Wagner W, 5.2<br/>           20 Miami* W, 9.4<br/>           21 Miami* L, 3.4<br/>           22 Miami* L, 5.7 (8)<br/>           24 Towson W, 13.4<br/>           25 Towson W, 7.5<br/>           27 at North Carolina* L, 3.4<br/>           28 at North Carolina* W, 5.2<br/>           29 at North Carolina* L, 5.6<br/>           31 vs. Radford (Salem, Va.) W, 12.2</p> <p><b>April</b><br/>           1 Norfolk State W, 6.2<br/>           3 Maryland* W, 7.4</p> | <p>4 Maryland* L, 7.8<br/>           5 Maryland* W, 17.2<br/>           7 Stony Brook W, 8.0<br/>           8 Stony Brook L, 2.6<br/>           11 at Georgia Tech* L, 6.7<br/>           at Georgia Tech* W, 11.10<br/>           12 at Georgia Tech* T, 4.4<br/>           17 at Boston College* W, 8.3<br/>           18 at Boston College* L, 6.9<br/>           19 at Boston College* W, 2.0<br/>           21 at VCU W, 8.1<br/>           22 Georgetown W, 9.3<br/>           24 NC State* W, 6.2<br/>           25 NC State* W, 6.3<br/>           26 NC State* L, 6.7<br/>           28 Liberty W, 5.2</p> <p><b>May</b><br/>           8 Duke* L, 4.11<br/>           9 Duke* W, 10.9<br/>           10 Duke* W, 12.1<br/>           12 VCU W, 4.1<br/>           14 at Virginia Tech* L, 4.5 (10)<br/>           15 at Virginia Tech* L, 8.9<br/>           16 at Virginia Tech* W, 6.4</p> <p><b>ACC Tournament (Durham, N.C.)</b><br/>           21 vs. Clemson W, 6.5<br/>           22 vs. North Carolina W, 11.1 (8)<br/>           23 vs. Duke W, 11.7<br/>           24 vs. Florida State W, 6.3</p> <p><b>NCAA Regional (Irvine, Calif.)</b><br/>           29 vs. San Diego State W, 5.1<br/>           30 at UC Irvine W, 5.0<br/>           31 at UC Irvine W, 4.1</p> <p><b>June</b><br/> <b>NCAA Super Regional (Oxford, Miss.)</b><br/>           5 at Ole Miss L, 3.4 (12)<br/>           6 at Ole Miss W, 4.3<br/>           7 at Ole Miss W, 5.1</p> <p><b>NCAA College World Series (Omaha, Neb.)</b><br/>           13 vs. LSU L, 5.9<br/>           15 vs. Cal State Fullerton W, 7.5<br/>           17 vs. Arkansas L, 3.4 (12)</p> <p><b>2010 (51-14, 23-7 ACC)</b><br/> <b>H: 34-7   A: 15-6   N: 2-1</b><br/> <b>ACC COASTAL DIVISION CHAMPIONS</b><br/> <b>NCAA CHARLOTTEVILLE REGIONAL CHAMPIONS</b><br/> <b>COACH: Brian O'Connor</b></p> <p><b>February</b><br/>           19 at East Carolina W, 6.2<br/>           20 at East Carolina L, 1.6<br/>           21 at East Carolina W, 14.11<br/>           24 George Washington W, 5.2<br/>           26 Rhode Island W, 13.0<br/>           27 Rhode Island W, 22.2<br/>           28 Rhode Island W, 8.5</p> <p><b>March</b><br/>           5 Wright State L, 1.2</p> | <p>6 Dartmouth W, 14.3<br/>           7 Dartmouth W, 11.5<br/>           7 Wright State W, 13.3<br/>           10 at William &amp; Mary W, 12.6<br/>           12 at Florida State* W, 5.0<br/>           13 at Florida State* W, 9.8<br/>           14 at Florida State* L, 8.9<br/>           16 William &amp; Mary W, 9.1<br/>           17 at James Madison W, 6.3<br/>           19 Boston College* W, 7.1<br/>           20 Boston College* W, 4.3<br/>           21 Boston College* W, 11.1<br/>           23 Marshall W, 6.3<br/>           26 Clemson* W, 4.3<br/>           27 Clemson* L, 5.8<br/>           27 Clemson* W, 3.1<br/>           30 Towson W, 8.5<br/>           31 Towson W, 17.4</p> <p><b>April</b><br/>           2 at NC State* L, 5.6 (11)<br/>           3 at NC State* W, 8.4<br/>           4 at NC State* L, 6.7<br/>           6 James Madison W, 9.4<br/>           7 Radford W, 12.2<br/>           9 Georgia Tech* W, 7.4<br/>           10 Georgia Tech* L, 7.9<br/>           11 Georgia Tech* W, 9.1<br/>           14 at VMI L, 3.12<br/>           16 Virginia Tech* W, 4.2<br/>           17 Virginia Tech* W, 8.2<br/>           18 Virginia Tech* L, 5.8<br/>           20 Richmond W, 11.3<br/>           21 George Mason W, 10.3<br/>           23 at Maryland* W, 5.1<br/>           23 at Maryland* W, 27.4<br/>           24 at Maryland* W, 11.2<br/>           27 Coastal Carolina W, 6.3<br/>           28 Georgetown W, 10.5<br/>           30 at Duke* W, 12.3</p> <p><b>May</b><br/>           1 at Duke* W, 11.1<br/>           2 at Duke* W, 10.6<br/>           4 VCU W, 10.5<br/>           15 North Carolina* W, 3.2<br/>           15 North Carolina* W, 5.1<br/>           16 North Carolina* W, 5.3<br/>           20 at Miami* L, 4.5 (11)<br/>           21 at Miami* W, 3.1<br/>           22 at Miami* W, 7.4</p> <p><b>ACC Tournament (Greensboro, N.C.)</b><br/>           26 vs. Boston College W, 6.4<br/>           27 vs. Florida State L, 4.11<br/>           29 vs. Miami W, 12.8</p> <p><b>June</b><br/> <b>NCAA Regional (Charlottesville, Va.)</b><br/>           4 VCU W, 15.4<br/>           5 Ole Miss W, 13.7<br/>           6 St. John's L, 5.6</p> | <p>7 St. John's W, 5.3<br/> <b>NCAA Super Regional (Charlottesville, Va.)</b><br/>           12 Oklahoma W, 3.2<br/>           13 Oklahoma L, 7.10<br/>           14 Oklahoma L, 0.11</p> <p><b>2011 (56-12, 22-8 ACC)</b><br/> <b>H: 35.5   A: 13.5   N: 8.2</b><br/> <b>ACC CHAMPIONS</b><br/> <b>ACC COASTAL DIVISION CHAMPIONS</b><br/> <b>NCAA COLLEGE WORLD SERIES</b><br/> <b>COACH: Brian O'Connor</b></p> <p><b>February</b><br/> <b>Auburn Tournament (Auburn, Ala.)</b><br/>           18 vs. UAB W, 6.4<br/>           19 at Auburn W, 13.2<br/>           20 vs. Arkansas St. W, 8.2<br/>           23 VMI W, 4.3<br/>           25 East Carolina W, 10.1<br/>           26 East Carolina W, 4.3<br/>           27 East Carolina L, 3.4</p> <p><b>March</b><br/>           1 William and Mary W, 9.0<br/>           2 Niagara W, 7.0<br/>           4 Cornell W, 12.1<br/>           4 Rider W, 12.0<br/>           5 Rider W, 4.1<br/>           5 Cornell W, 14.2<br/>           8 Marshall W, 1.0<br/>           11 at Clemson* W, 5.0<br/>           12 at Clemson* W, 8.7<br/>           13 at Clemson* W, 7.6<br/>           16 James Madison W, 7.3<br/>           18 Florida State* W, 4.3 (11)<br/>           19 Florida State* W, 5.4 (11)<br/>           20 Florida State* L, 11.12 (10)<br/>           22 Towson W, 6.0<br/>           23 Towson W, 5.0<br/>           25 Maryland* W, 14.1<br/>           26 Maryland* W, 4.2<br/>           26 Maryland* W, 4.2<br/>           29 George Washington W, 2.0</p> <p><b>April</b><br/>           1 at Virginia Tech* W, 18.3<br/>           2 at Virginia Tech* W, 9.3<br/>           3 at Virginia Tech* W, 10.2<br/>           5 Radford W, 2.0<br/>           8 at Georgia Tech* W, 6.2<br/>           9 at Georgia Tech* W, 12.9<br/>           10 at Georgia Tech* L, 8.10<br/>           12 Georgetown W, 4.0 (5)<br/>           13 Coastal Carolina W, 8.7<br/>           15 Duke* W, 10.0<br/>           17 Duke* W, 3.2 (11)<br/>           17 Duke* W, 18.4<br/>           19 at Radford W, 12.0<br/>           20 Richmond W, 12.1<br/>           23 NC State* L, 2.6<br/>           23 NC State* W, 3.1</p> |
|--|--|--|---|---|



2009 COLLEGE WORLD SERIES





**2011 COLLEGE WORLD SERIES**

# YEAR-BY-YEAR RESULTS

24 NC State\* W, 7-6  
 29 at Boston College\* W, 1-0  
 30 at Boston College\* L, 4-5 (11)

**May**

1 at Boston College\* W, 4-0  
 3 at VCU W, 14-3  
 13 Miami\* L, 2-6  
 14 Miami\* W, 3-2  
 15 Miami\* W, 5-4  
 19 at North Carolina\* L, 0-6  
 20 at North Carolina\* L, 1-2  
 21 at North Carolina\* L, 2-3

**ACC Tournament (Durham, N.C.)**

25 vs. Wake Forest W, 13-1 (7)  
 27 vs. Miami W, 6-4  
 28 vs. North Carolina W, 3-2  
 29 vs. Florida State W, 7-2

**June**

**NCAA Regional (Charlottesville, Va.)**  
 3 Navy W, 6-0  
 4 St. John's W, 10-2  
 5 East Carolina W, 13-1

**NCAA Super Regional (Charlottesville, Va.)**

11 UC Irvine W, 6-0  
 12 UC Irvine L, 5-6  
 13 UC Irvine W, 3-2

**NCAA College World Series (Omaha, Neb.)**

19 vs. California W, 6-1  
 21 vs. South Carolina L, 1-7  
 23 vs. California W, 8-1  
 24 vs. South Carolina L, 2-3 (13)

**2012 (39-19-1, 18-12 ACC)**

**H: 26-10 | A: 11-7 | N: 2-21**

**NCAA TOURNAMENT**

**COACH: Brian O'Connor**

**February**

17 vs. Boston College L, 3-5  
 18 at Coastal Carolina W, 9-3  
 18 vs. James Madison T, 4-4 (8)  
 21 William & Mary W, 6-5 (11)  
 24 Monmouth W, 18-4  
 25 Monmouth W, 7-1  
 26 Monmouth W, 13-1  
 28 Liberty L, 0-8

**March**

2 Wright State Cancelled  
 3 Seton Hall W, 10-4  
 Wright State L, 4-5  
 4 Seton Hall L, 2-5  
 6 at James Madison W, 14-6  
 9 Virginia Tech\* L, 8-10 (11)  
 10 Virginia Tech\* W, 4-3  
 11 Virginia Tech\* W, 6-5  
 13 Marist W, 8-5  
 14 Marist W, 10-2  
 17 at Florida State\* L, 3-12  
 18 at Florida State\* L, 3-4  
 19 at Florida State\* W, 5-7  
 21 VMI W, 12-3

23 Clemson\* W, 6-3  
 24 Clemson\* W, 5-1  
 25 Clemson\* W, 5-3  
 27 Towson W, 8-0  
 28 Towson W, 19-5  
 30 at NC State\* L, 1-5  
 31 at NC State\* W, 5-2

**April**

1 at NC State\* L, 6-7  
 4 James Madison W, 15-5  
 7 Wake Forest\* W, 9-4  
 8 Wake Forest\* W, 4-1  
 9 Wake Forest\* W, 11-2  
 11 George Washington W, 16-4  
 13 North Carolina\* L, 1-2 (10)  
 14 North Carolina\* L, 2-6  
 15 North Carolina\* L, 3-5  
 17 Richmond W, 7-5  
 20 at Duke\* L, 3-6  
 21 at Duke\* W, 12-3  
 21 at Duke\* W, 10-3  
 24 Radford W, 3-2 (11)  
 25 at VCU W, 7-5  
 28 at Miami\* W, 7-3  
 29 at Miami\* W, 7-4  
 30 at Miami\* W, 7-4

**May**

1 Mount St. Mary's Cancelled  
 9 High Point W, 12-3  
 11 Georgia Tech\* W, 6-5  
 12 Georgia Tech\* W, 4-2  
 13 Georgia Tech\* L, 4-5 (10)  
 15 VCU Cancelled  
 17 at Maryland\* W, 7-6  
 18 at Maryland\* W, 10-3  
 19 at Maryland\* L, 5-6

**ACC Tournament (Greensboro, N.C.)**

24 vs. Clemson W, 3-2  
 25 vs. Georgia Tech L, 5-17 (7)  
 26 vs. Florida State W, 7-0

**June**

**NCAA Regional (Charlottesville, Va.)**  
 2 Army W, 9-1  
 3 Appalachian St L, 5-6  
 3 Oklahoma L, 4-5

**2013 (50-12, 22-8 ACC)**

**H: 35-5 | A: 13-6 | N: 2-1**

**NCAA CHARLOTTESVILLE**

**REGIONAL CHAMPIONS**

**COACH: Brian O'Connor**

**February**

15 at East Carolina W, 14-4  
 16 at East Carolina W, 13-9  
 18 Saint Peter's W, 9-1  
 19 William & Mary W, 11-2  
 22 Toledo W, 15-0  
 23 Toledo W, 5-0  
 24 Toledo W, 6-3  
 27 George Washington W, 11-0

**March**

1 Harvard W, 3-0  
 2 Bucknell W, 11-5  
 2 Harvard W, 12-4  
 3 Bucknell W, 9-1  
 9 Maryland\* W, 7-6  
 9 Maryland\* W, 5-0  
 10 Maryland\* L, 2-4  
 13 Liberty W, 7-2  
 15 at Clemson\* W, 6-5 (11)  
 16 at Clemson\* L, 6-7  
 17 at Clemson\* W, 8-5  
 19 Yale W, 14-3  
 20 Yale W, 10-0  
 23 NC State\* W, 8-2  
 23 NC State\* W, 4-3  
 25 NC State\* W, 6-3  
 27 Towson W, 7-1  
 29 Miami\* W, 15-4  
 30 Miami\* W, 8-1  
 31 Miami\* L, 3-4

**April**

2 at Liberty W, 2-0  
 3 VMI W, 8-6  
 6 at Wake Forest\* W, 7-6  
 7 at Wake Forest\* W, 8-6  
 8 at Wake Forest\* W, 9-7  
 10 Radford L, 8-9  
 12 at Georgia Tech\* L, 1-2  
 13 at Georgia Tech\* W, 7-2  
 14 at Georgia Tech\* L, 2-3 (6)  
 17 Old Dominion W, 10-9 (10)  
 20 Florida State\* W, 9-2  
 Florida State\* W, 2-0  
 21 Florida State\* W, 5-2  
 23 Richmond W, 6-2  
 24 James Madison W, 16-8  
 26 at Virginia Tech\* W, 15-6  
 27 at Virginia Tech\* L, 3-5  
 at Virginia Tech\* L, 1-11  
 30 at VCU W, 11-3

**May**

10 Duke\* W, 6-5  
 11 Duke\* W, 17-8  
 12 Duke\* W, 14-6  
 14 VCU W, 17-3  
 16 at North Carolina\* W, 10-4  
 17 at North Carolina\* L, 5-8  
 18 at North Carolina\* W, 8-7 (11)  
**ACC Tournament (Durham, N.C.)**  
 22 vs. Virginia Tech L, 1-10  
 23 vs. Georgia Tech W, 8-2  
 25 vs. Florida State W, 7-4 (12)  
**NCAA Regional (Charlottesville, Va.)**  
 31 Army W, 2-1

**June**

1 Elon W, 2-0  
 2 Elon W, 11-3  
**NCAA Super Regional (Charlottesville, Va.)**  
 8 Mississippi State L, 6-11  
 9 Mississippi State L, 5-6

**2014 (53-16, 22-8 ACC)**

**H: 34-4 | A: 13-7 | N: 6-5**

**NCAA COLLEGE WORLD SERIES**

**RUNNERS-UP**

**COACH: Brian O'Connor**

**February**

**Hughes Bros. Challenge (Wilmington, N.C.)**  
 14 vs. Kentucky L, 3-8  
 15 vs. VMI W, 12-0  
 16 at UNC Wilmington W, 7-2

**March**

19 at William & Mary W, 17-2  
 21 East Carolina W, 3-2  
 22 East Carolina W, 4-0  
 23 East Carolina W, 6-2  
 25 VMI L, 2-3  
**March**  
 1 Monmouth W, 6-3  
 2 Monmouth W, 5-3  
 Monmouth W, 6-2  
 8 at Duke\* W, 3-2  
 at Duke\* L, 2-3  
 9 at Duke\* W, 2-1  
 11 James Madison W, 13-2  
 14 Boston College\* W, 8-1  
 15 Boston College\* W, 3-2 (12)  
 Boston College\* W, 2-1  
 19 Towson W, 5-3  
 20 Princeton W, 14-4  
 22 at Miami\* L, 1-7  
 23 at Miami\* W, 8-3 (11)  
 24 at Miami\* W, 5-3  
 26 Longwood W, 8-1  
 28 Virginia Tech\* W, 2-1  
 29 Virginia Tech\* W, 9-2  
 30 Virginia Tech\* W, 7-4

**April**

1 Old Dominion W, 7-1  
 2 George Washington W, 10-0  
 4 at Pittsburgh\* W, 4-0  
 5 at Pittsburgh\* L, 1-2  
 6 at Pittsburgh\* W, 3-0  
 8 at James Madison W, 9-3  
 11 Clemson\* W, 3-2  
 12 Clemson\* L, 1-7  
 13 Clemson\* W, 10-1  
 16 William & Mary W, 11-2  
 18 North Carolina\* W, 3-2  
 19 North Carolina\* W, 3-1  
 20 North Carolina\* L, 2-4  
 22 VCU W, 5-4 (10)  
 23 Richmond W, 13-0  
 25 at Florida State\* W, 5-3 (10)  
 26 at Florida State\* L, 0-7  
 27 at Florida State\* W, 4-3  
 29 at Old Dominion L, 1-8

**May**

7 Liberty W, 8-2  
 9 Georgia Tech\* W, 4-3  
 10 Georgia Tech\* W, 4-3 (11)

11 Georgia Tech\* W, 3-1  
 13 VCU W, 12-3  
 16 at Wake Forest\* L, 5-6 (10)  
 16 at Wake Forest\* W, 7-2  
 17 at Wake Forest\* L, 3-4

**ACC Tournament (Greensboro, N.C.)**

22 vs. Maryland L, 6-7  
 23 vs. North Carolina W, 3-2  
 24 vs. Florida State L, 4-6

**NCAA Regional (Charlottesville, Va.)**

30 Bucknell W, 10-1  
 31 Arkansas W, 3-0

**June**

1 Arkansas W, 9-2  
**NCAA Super Regional (Charlottesville, Va.)**  
 7 Maryland L, 4-5  
 8 Maryland W, 7-3  
 9 Maryland W, 11-2

**College World Series (Omaha, Neb.)**

15 vs. Ole Miss W, 2-1  
 17 vs. TCU W, 3-2 (15)  
 20 vs. Ole Miss W, 4-1

**College World Series Final**

23 vs. Vanderbilt L, 8-9  
 24 vs. Vanderbilt W, 7-2  
 25 vs. Vanderbilt L, 2-3

**2015 (44-24, 15-15 ACC)**

**H: 13-10 | A: 13-8 | N: 18-6**

**NCAA CHAMPIONS**

**COACH: Brian O'Connor**

**February**

13 at East Carolina W, 3-1  
 14 at East Carolina W, 9-2  
 at East Carolina W, 4-2

**Charleston, S.C.**

20 vs. Marist (Bishop England HS) W, 9-1  
 21 vs. La Salle (Charleston So.) W, 8-3  
 vs. Marist (Charleston So.) W, 7-2  
 22 vs. Marist (Joseph P. Riley, Jr. Park) W, 5-4 (18)

**Ripken Experience (Myrtle Beach, S.C.)**

27 vs. Hartford W, 5-1  
 28 vs. Seton Hall W, 4-1

**March**

1 vs. Cornell W, 5-4  
**USA Baseball National Training Complex (Cary, N.C.)**  
 7 vs. Pittsburgh\* L, 0-1  
 vs. Pittsburgh\* W, 2-1  
 8 vs. Pittsburgh\* W, 10-3

11 Old Dominion L, 5-14  
 13 at Virginia Tech\* L, 1-2  
 14 at Virginia Tech\* L, 1-3  
 15 at Virginia Tech\* L, 5-6  
 17 Towson W, 8-0  
 20 Florida State\* W, 8-4  
 21 Florida State\* L, 10-12  
 22 Florida State\* L, 1-13  
 24 Georgetown L, 0-1  
 25 at Liberty W, 10-7



# YEAR-BY-YEAR RESULTS

|   |               |  |   |         |  |              |                                      |             |
|---|---------------|--|---|---------|--|--------------|--------------------------------------|-------------|
| 28 at Notre Dame*                                 | W, 9-1        | <b>2016 (38-22, 19-11 ACC)</b><br><b>H: 24-12   A: 11-8   N: 3-2</b><br><b>NCAA TOURNAMENT</b><br><b>COACH: Brian O'Connor</b> | 3 at Liberty                                | W, 7-3  | 13 at Virginia Tech*                     | W, 10-9      | 31 at Pittsburgh*                    | L, 5-7      |
| at Notre Dame*                                    | W, 4-2        |  | 13 Georgia Tech*                            | W, 6-3  | 14 at Virginia Tech*                     | W, 3-2 (10)  | <b>April</b>                         |             |
| 29 at Notre Dame*                                 | W, 5-4        |  | 14 Georgia Tech*                            | W, 9-4  | 15 at Virginia Tech*                     | L, 5-7       | 1 at Pittsburgh*                     | L, 1-4      |
| 31 at VCU   | W, 5-3        |  | 15 Georgia Tech*                            | L, 4-5  | 18 Longwood                              | W, 13-2      | 3 Old Dominion                       | W, 4-0      |
| <b>April</b>                                      |               | <b>February</b>  | 19 Virginia Tech*                           | W, 8-3  | 19 James Madison                         | W, 7-2       | 6 Virginia Tech*                     | W, 9-0      |
| 1 VMI   | L, 6-7        | <b>Caravelle Resort Tournament (Myrtle Beach, S.C.)</b>  | 20 Virginia Tech*                           | W, 7-6  | 21 Notre Dame*                           | W, 14-4      | 6 Virginia Tech*                     | L, 4-5      |
| 4 Louisville*                                     | L, 1-8        | 19 vs. Kent St.  | 21 Virginia Tech*                           | W, 4-1  | 22 Notre Dame*                           | L, 2-8       | 8 Virginia Tech*                     | W, 6-5      |
| 5 Louisville*                                     | L, 1-4        | 19 vs. Appalach. St.   | <b>ACC Tournament (Durham, N.C.)</b>        |         | 22 Notre Dame*                           | W, 9-0       | 11 Radford                           | W, 12-4     |
| 6 Louisville*                                     | L, 0-4        | 20 vs. Coastal Carolina  | 26 vs. Clemson                              | L, 4-5  | 28 at Florida State*                     | L, 4-6       | 13 North Carolina*                   | W, 4-0      |
| 8 James Madison                                   | W, 14-1       | 21 at Coastal Carolina   | 27 vs. Wake Forest                          | L, 9-10 | 29 at Florida State*                     | W, 8-0       | 14 North Carolina*                   | L, 6-8      |
| 10 at Georgia Tech*                               | W, 14-4       |  | 28 vs. Louisville                           | W, 7-2  | 30 at Florida State*                     | W, 7-5       | 14 North Carolina*                   | L, 6-12     |
| 11 at Georgia Tech*                               | L, 4-11       | 23 VMI   | <b>June</b>                                 |         | <b>May</b>                               |              | 17 George Washington                 | W, 3-2 (12) |
| 12 at Georgia Tech*                               | L, 3-4        | 26 East Carolina   | <b>NCAA Regional (Charlottesville, Va.)</b> |         | 2 Liberty                                | W, 8-7       | 18 Liberty                           | W, 14-3     |
| 15 William & Mary                                 | W, 3-2        | 27 East Carolina   | 3 William & Mary                            | W, 17-4 | 13 Miami*                                | L, 1-5       | 20 at Louisville*                    | L, 4-5      |
| 17 Miami*   | W, 5-4        | 28 East Carolina   | 4 East Carolina                             | L, 8-8  | 13 Miami*                                | W, 13-6      | 21 at Louisville*                    | W, 5-4      |
| 18 Miami*   | W, 5-2        |  | 5 William & Mary                            | L, 4-5  | 14 Miami*                                | W, 7-4       | 22 at Louisville*                    | W, 2-1      |
| 19 Miami*   | L, 6-8        | 1 March  |   |         | 16 Richmond                              | W, 8-3       | 27 Clemson*                          | L, 2-3      |
| 21 Longwood                                       | W, 14-4       | 1 William & Mary   | <b>2017 (43-16, 18-12 ACC)</b>              |         | 18 at Georgia Tech*                      | L, 7-14      | 28 Clemson*                          | L, 4-5      |
| 22 Liberty  | W, 5-2        | 4 Monmouth   | <b>H: 28-6   A: 11-8   N: 3-2</b>           |         | 19 at Georgia Tech*                      | W, 16-3      | 29 Clemson*                          | L, 8-9      |
| 24 at NC State*                                   | W, 8-3        | 5 Monmouth   | <b>NCAA TOURNAMENT</b>                      |         | 20 at Georgia Tech*                      | W, 10-9      | <b>May</b>                           |             |
| 26 at NC State*                                   | L, 3-4        | 6 Monmouth   | <b>COACH: Brian O'Connor</b>                |         | <b>ACC Tournament (Louisville, Ky.)</b>  |              | 1 VCU                                | W, 2-0      |
| at NC State*                                      | L, 3-5 (10)   | 8 Wagner   | <b>February</b>                             |         | 25 vs. Duke                              | L, 3-4       | 11 Georgia Tech*                     | W, 8-6      |
| 28 at Old Dominion                                | L, 1-3        | 9 Wagner   | 17 vs. Liberty (34)                         | W, 10-2 | 26 vs. Clemson                           | W, 10-2      | 12 Georgia Tech*                     | L, 1-5      |
| <b>May</b>  |               | 11 at Duke*  | 18 at The Citadel                           | W, 10-6 | <b>June</b>                              |              | 14 Georgia Tech*                     | W, 8-4      |
| 8 Duke*   | W, 3-1        | 12 at Duke*  | 19 vs. Kansas (34)                          | W, 9-6  | <b>NCAA Regional (Fort Worth, Texas)</b> |              | 15 Richmond                          | L, 3-11     |
| 9 Duke*   | L, 7-9        | 13 at Duke   | 21 VMI                                      | W, 9-7  | 3 vs. Dallas Baptist                     | W, 6-3       | 17 at Wake Forest*                   | L, 4-7      |
| 10 Duke*  | W, 4-2        | *L, 0-3  | 24 Rutgers                                  | W, 7-3  | 4 at TCU                                 | L, 1-5       | 18 at Wake Forest*                   | W, 15-3     |
| 12 Richmond                                       | W, 8-6        | 15 Towson  | 25 Rutgers                                  | W, 12-4 | 5 vs. Dallas Baptist                     | L, 8-11      | 19 at Wake Forest*                   | L, 12-18    |
| 14 at North Carolina*                             | W, 2-1 (10)   | 16 Towson  | 26 Rutgers                                  | W, 18-2 | <b>2018 (29-25, 12-18 ACC)</b>           |              | <b>ACC Tournament (Durham, N.C.)</b> |             |
| 15 at North Carolina*                             | W, 6-2        | 18 Wake Forest*  | 28 William & Mary                           | W, 11-3 | <b>H: 21-12   A: 5-12   N: 3-1</b>       |              | 22 vs. Florida State                 | L, 2-3 (11) |
| 16 at North Carolina*                             | W, 8-2        | 19 Wake Forest*  | <b>March</b>                                |         | <b>COACH: Brian O'Connor</b>             |              | 24 vs. NC State                      | W, 4-2      |
| <b>ACC Tournament (Durham, N.C.)</b>              |               | 22 James Madison   | 3 Niagara                                   | W, 5-3  | <b>February</b>                          |              |                                      |             |
| 19 vs. Georgia Tech                               | W, 11-0 (7)   | 25 at Louisville*  | 4 La Salle                                  | W, 12-3 | 16 at UCF                                | L, 3-6       |                                      |             |
| 20 vs. Miami                                      | L, 5-9        | 26 at Louisville*  | 4 Niagara                                   | L, 5-8  | 17 vs. Samford (40)                      | W, 10-4      |                                      |             |
| 22 vs. Notre Dame                                 | L, 2-8        | 27 at Louisville*  | 5 La Salle                                  | W, 18-3 | 18 vs. Rice (40)                         | W, 3-0       |                                      |             |
| 23 vs. NC State                                   | L, 2-10       | 30 Old Dominion  | 7 at George Washington                      | W, 7-1  | 20 VMI                                   | L, 4-9       |                                      |             |
| <b>NCAA Regional (Lake Elsinore, Calif.)</b>      |               | <b>April</b>   | 10 at North Carolina*                       | L, 4-9  | 23 Eastern Kentucky                      | L, 6-7       |                                      |             |
| 29 vs. USC  | W, 6-1        | 1 NC State*  | 11 at North Carolina*                       | W, 2-1  | 24 Eastern Kentucky                      | W, 12-3      |                                      |             |
| 30 vs. San Diego St.                              | W, 3-1        | 2 NC State*  | 11 at North Carolina*                       | L, 2-12 | 25 Eastern Kentucky                      | W, 13-1      |                                      |             |
| 31 vs. USC  | W, 14-10 (11) | 3 NC State*  | 13 Monmouth                                 | W, 10-0 | 27 VMI                                   | W, 10-9      |                                      |             |
| <b>June</b>                                       |               | 5 at VCU   | 17 at Clemson*                              | W, 2-0  | 28 William & Mary                        | W, 4-3 (11)  |                                      |             |
| <b>NCAA Super Regional (Charlottesville, Va.)</b> |               | 6 George Washington  | 18 at Clemson*                              | L, 6-7  | <b>March</b>                             |              |                                      |             |
| 5 Maryland  | W, 5-3        | 8 at Boston College *  | 19 at Clemson*                              | L, 1-12 | 3 Yale                                   | W, 5-4       |                                      |             |
| 6 Maryland  | W, 5-4        | 9 at Boston College *  | 21 Towson                                   | W, 3-2  | 3 Yale                                   | L, 4-11      |                                      |             |
| <b>NCAA College World Series (Omaha, Neb.)</b>    |               | 10 at Boston College *   | 22 Towson                                   | W, 8-4  | 4 Yale                                   | W, 7-6       |                                      |             |
| 13 vs. Arkansas                                   | W, 5-3        | 13 Longwood  | 24 Duke*                                    | L, 3-19 | 6 Davidson                               | W, 12-1      |                                      |             |
| 15 vs. Florida                                    | W, 1-0        | 15 North Carolina*   | 25 Duke *                                   | W, 13-6 | 9 at Duke*                               | L, 3-6       |                                      |             |
| 19 vs. Florida                                    | L, 5-10       | 16 North Carolina*   | 26 Duke*                                    | W, 13-6 | 10 at Duke*                              | W, 3-0       |                                      |             |
| 20 vs. Florida                                    | W, 5-4        | 17 North Carolina*   | 29 at VCU                                   | W, 4-2  | 10 at Duke*                              | L, 2-3 (11)  |                                      |             |
| <b>NCAA College World Series Final</b>            |               | 19 Radford   | 31 Louisville*                              | L, 2-5  | 14 James Madison                         | W, 3-2       |                                      |             |
| 22 vs. Vanderbilt                                 | L, 1-5        | 20 VCU   | <b>April</b>                                |         | 16 Boston College*                       | L, 2-6       |                                      |             |
| 23 vs. Vanderbilt                                 | W, 3-0        | 22 at Miami*   | 1 Louisville*                               | W, 11-2 | 17 Boston College*                       | W, 7-3       |                                      |             |
| 24 vs. Vanderbilt                                 | W, 4-2        | 23 at Miami*   | 2 Louisville*                               | L, 3-4  | 18 Boston College*                       | W, 10-9 (10) |                                      |             |
|   |               | 24 at Miami*   | 4 Old Dominion                              | W, 18-5 | 23 at Miami*                             | L, 2-3 (11)  |                                      |             |
|   |               | 26 at Old Dominion   | 5 George Washington                         | W, 11-1 | 24 at Miami*                             | L, 0-1       |                                      |             |
|   |               | 30 at Pittsburgh*  | 7 Pittsburgh*                               | W, 12-1 | 25 at Miami*                             | L, 1-8       |                                      |             |
|   |               | at Pittsburgh*   | 8 Pittsburgh*                               | W, 5-2  | 27 Longwood                              | W, 6-0       |                                      |             |
|   |               | <b>May</b>   | 9 Pittsburgh*                               | W, 4-3  | 28 at VCU                                | L, 3-11      |                                      |             |
|   |               | 1 at Pittsburgh*   | 11 VCU                                      | W, 9-4  | 30 at Pittsburgh*                        | W, 10-7      |                                      |             |



2014 COLLEGE WORLD SERIES





**2015 NATIONAL CHAMPIONS**

# YEAR-BY-YEAR RESULTS

**2019 (32-24, 14-16 ACC)**  
**H: 23-10 | A: 99 | N: 05**  
**COACH: Brian O'Connor**

**February**  
**MLB4 Collegiate Tournament**  
**(Scottsdale, Ariz.)**  
 15 vs. Vanderbilt (41) L, 9-15  
 16 vs. TCU (41) L, 4-9  
 17 vs. Cal State Fullerton (41) L, 5-6

19 VMI W, 9-0  
 22 Villanova W, 7-2  
 22 Villanova W, 7-3  
 24 Villanova W, 10-2  
 26 William & Mary L, 3-9

**March**  
 2 Seton Hall L, 0-3  
 2 Seton Hall W, 4-0  
 4 Wagner W, 14-0  
 6 Wagner W, 18-9  
 9 Duke\* W, 11-3  
 10 Duke\* L, 1-2  
 10 Duke\* L, 6-8  
 13 at Liberty L, 5-14  
 15 at Georgia Tech\* L, 3-7  
 16 at Georgia Tech\* L, 3-7  
 17 at Georgia Tech\* L, 5-6  
 20 UConn W, 6-3  
 22 Pittsburgh\* W, 13-3  
 23 Pittsburgh\* W, 7-5  
 24 Pittsburgh\* W, 5-2  
 26 Longwood W, 13-4  
 27 Richmond W, 5-1  
 29 at NC State\* W, 4-3  
 30 at NC State\* L, 0-3  
 31 at NC State\* L, 7-8

**April**  
 2 Old Dominion W, 4-2  
 5 at Notre Dame\* L, 2-5  
 6 at Notre Dame\* W, 12-7  
 6 at Notre Dame\* W, 6-5  
 9 at James Madison W, 9-3  
 10 Norfolk State W, 14-4  
 12 Miami\* L, 6-9  
 13 Miami\* L, 1-2  
 14 Miami\* L, 1-3  
 16 Radford W, 6-3  
 18 Florida State\* L, 2-14  
 19 Florida State\* L, 3-5  
 20 Florida State\* W, 13-3  
 23 Liberty W, 6-3  
 24 James Madison W, 2-1  
 26 at North Carolina\* W, 12-5  
 27 at North Carolina\* L, 4-5  
 28 at North Carolina\* L, 4-5  
 30 at VCU W, 3-2

**May**  
 10 Louisville\* L, 7-15  
 10 Louisville\* W, 10-2  
 11 Louisville\* W, 12-6

14 VCU W, 8-7  
 16 at Virginia Tech\* W, 8-6 (11)  
 17 at Virginia Tech\* W, 5-3  
 18 at Virginia Tech\* L, 4-8  
**ACC Tournament (Durham, N.C.)**  
 22 vs. North Carolina L, 2-3 (10)  
 23 vs. Miami L, 3-10

**2020 (14-4, 2-1 ACC)**  
**H: 13-2 | A: 0-0 | N: 12**  
**COACH: Brian O'Connor**

**February**  
**Wahoo Classic (Pensacola, Fla.)**  
 14 vs. Oklahoma W, 6-0  
 15 vs. Oklahoma L, 2-7  
     vs. Oklahoma L, 1-5

19 VMI W, 4-3  
 21 Bucknell W, 6-5  
 22 Bucknell W, 14-3  
     Bucknell L, 10-14  
 23 Bucknell W, 12-3  
 25 William & Mary W, 8-5  
 28 Dartmouth W, 20-1  
 29 Dartmouth W, 12-4

**March**  
 1 Dartmouth W, 4-3  
 3 Richmond W, 16-7  
 6 NC State\* W, 7-3  
 7 NC State\* L, 2-6  
 8 NC State\* W, 10-3  
 10 UMass-Lowell W, 24-5  
 11 UMass-Lowell W, 4-3  
 \*Season canceled due to COVID-19  
     Pandemic

**2021 (36-27, 18-18 ACC)**  
**COACH: Brian O'Connor**  
**H: 16-12 | A: 12-11 | N: 8-4**

**NCAA COLUMBIA REGIONAL CHAMPIONS**  
**NCAA COLLEGE WORLD SERIES**

**February**  
 19 UConn W, 2-1  
 20 UConn L, 9-10  
 21 UConn W, 4-2  
 23 VMI W, 14-5  
 25 North Carolina\* L, 2-3  
 27 North Carolina\* L, 1-2  
 28 North Carolina\* W, 3-2

**March**  
 2 George Washington W, 11-1  
 5 at Florida State\* L, 0-2  
 6 at Florida State\* L, 4-9  
 7 at Florida State\* W, 2-1  
 9 Richmond W, 7-0  
 12 Notre Dame\* L, 5-10  
 13 Notre Dame\* L, 4-12  
 14 Notre Dame\* L, 3-8  
 17 Towson W, 5-0

20 Pittsburgh\* L, 1-2  
 21 Pittsburgh\* L, 2-6  
 22 Pittsburgh\* W, 10-4  
 24 at Liberty L, 2-10  
 26 Miami\* L, 6-8  
 27 Miami\* W, 4-0  
 28 Miami\* L, 2-4  
 30 at George Washington W, 7-2

**April**  
 1 at Georgia Tech\* L, 5-6  
 2 at Georgia Tech\* W, 8-2  
 3 at Georgia Tech\* W, 11-4  
 6 William & Mary W, 7-6  
 9 at Clemson\* L, 1-6  
 10 at Clemson\* W, 8-4  
 11 at Clemson\* W, 6-5  
 16 Louisville\* W, 8-7  
 17 Louisville\* L, 5-9  
 18 Louisville\* L, 2-8  
 20 at VCU L, 3-5  
 23 Duke\* W, 9-3  
 24 Duke\* W, 4-3  
 25 Duke\* L, 4-7  
 27 Liberty W, 6-5  
 30 at Virginia Tech\* W, 18-1

**May**  
 1 at Virginia Tech\* L, 3-6  
 2 at Virginia Tech\* W, 6-1  
 4 VCU L, 5-7  
 14 Wake Forest\* W, 17-0  
 15 Wake Forest\* W, 6-5  
 16 Wake Forest\* W, 5-4  
 20 at Boston College\* W, 7-1  
 21 at Boston College\* W, 9-2  
 22 at Boston College\* L, 6-8

**ACC Tournament (Charlotte, N.C.)**  
 25 vs. Virginia Tech W, 3-2  
 28 vs. Notre Dame W, 14-1  
 29 vs. Duke L, 2-4

**June**  
**NCAA Columbia Regional**  
 4 at South Carolina L, 3-4  
 5 vs. Jacksonville W, 13-8  
 6 at South Carolina W, 3-2  
 6 vs. Old Dominion W, 8-3  
 8 vs. Old Dominion W, 4-3 (10)

**NCAA Columbia Super Regional**  
 12 vs. Dallas Baptist L, 5-6  
 13 vs. Dallas Baptist W, 4-0  
 14 vs. Dallas Baptist W, 5-2  
**NCAA College World Series (Omaha, Neb.)**  
 20 vs. Tennessee W, 6-0  
 22 vs. Mississippi State L, 5-6  
 24 vs. Texas L, 2-6

**2022 (39-19, 17-13 ACC)**  
**H: 29-5 | A: 7-11 | N: 3-3**  
**NCAA TOURNAMENT**

**February**  
**Jerry Bryson Classic hosted by Gardner-Webb (Boiling Springs, N.C.)**  
 18 vs. Bellarmine W, 1-0  
 19 at Gardner-Webb W, 7-10  
 20 vs. NJIT W, 8-3

22 VMI W, 14-0  
 25 Cornell W, 24-9  
 26 Cornell W, 17-2  
 27 Cornell W, 19-1

**March**  
 1 William & Mary W, 12-0  
 4 Penn State W, 10-1  
 5 Penn State W, 10-4  
 6 Penn State W, 13-1  
 8 George Washington W, 10-2  
 11 at Duke\* W, 5-0  
 13 at Duke\* W, 13-1  
 13 at Duke\* L, 6-7  
 15 Rider W, 14-4  
 16 Rider W, 12-3  
 18 Boston College\* W, 7-6 (10)  
 19 Boston College\* W, 18-1  
 20 Boston College\* W, 16-8  
 22 Towson W, 15-3  
 25 at Wake Forest\* W, 8-2  
 26 at Wake Forest\* W, 8-0  
 27 at Wake Forest\* L, 1-8  
 29 Richmond W, 8-2

**April**  
 1 Georgia Tech\* L, 4-6  
 2 Georgia Tech\* W, 13-9  
 3 Georgia Tech\* W, 18-9  
 6 Liberty W, 7-2  
 8 at Miami\* L, 2-6  
 9 at Miami\* L, 4-5  
 10 at Miami\* L, 5-15  
 12 ODU L, 2-9  
 15 at Pittsburgh\* L, 4-9  
 16 at Pittsburgh\* W, 18-0  
 17 at Pittsburgh\* L, 1-4  
 19 at VCU L, 7-9 (10)  
 20 Georgetown W, 6-4  
 22 North Carolina\* W, 4-2  
 23 North Carolina\* W, 11-7 (10)  
 24 North Carolina\* W, 10-3  
 27 George Mason W, 17-7  
 29 Virginia Tech\* L, 2-5  
 30 Virginia Tech\* W, 6-3

**May**  
 1 Virginia Tech\* L, 5-7  
 4 VCU W, 12-6  
 11 Longwood W, 8-3  
 13-14 Clemson\* W, 11-6  
 15 Clemson\* L, 2-8  
 15 Clemson\* W, 6-3

19 at #10 Louisville\* L, 1-4  
 20 at #10 Louisville\* W, 16-7  
 21 at #10 Louisville\* L, 3-11

**ACC Tournament (Charlotte, N.C.)**  
 25 vs. Florida State L, 3-13 (8)  
 27 vs. #16 Notre Dame L, 0-3

**June**  
**NCAA Greenville Regional**  
 3 vs. Coastal Carolina W, 7-2  
 4 at East Carolina L, 2-4  
 5 vs. Coastal Carolina L, 6-7





2021 COLLEGE WORLD SERIES

# YEAR-BY-YEAR RESULTS

**2023 (50-15, 19-11 ACC)**  
**H:** 37-5 | **A:** 11-7 | **N:** 2-3  
**COACH:** Brian O'Connor  
**ACC COASTAL DIVISION CHAMPIONS**  
**NCAA CHARLOTTESVILLE REGIONAL CHAMPIONS**  
**NCAA COLLEGE WORLD SERIES**

**February**  
**Hughes Bros. Challenge (Hosted by UNCW)**  
 17 Navy W, 24-5 (7)  
 18 vs. Ohio W, 8-4  
 19 at UNCW W, 7-0

21 Longwood W, 26-2  
 24 Columbia-1 W, 4-1  
     Columbia-2 W, 11-3  
 26 Columbia W, 9-1  
 28 VMI W, 3-0

**March**  
 4 Rhode Island W, 12-6  
 4 Rhode Island W, 13-0  
 5 Rhode Island W, 16-6  
 7 William & Mary W, 7-3  
 10 at #14 North Carolina\* W, 7-3  
 11 at #14 North Carolina\* W, 8-4  
 12 at #14 North Carolina\* L, 0-6  
 14 George Washington W, 20-5  
 16 at #23 NC State\* W, 2-1  
 17 at #23 NC State\* W, 7-0  
 18 at #23 NC State\* L, 4-5  
 21 High Point W, 8-3  
 22 Georgetown W, 6-4  
 24 Florida State\* W, 32 (10)  
 25 Florida State\* W, 12-4  
 26 Florida State\* W, 15-4  
 28 Old Dominion W, 8-1  
 31 at Virginia Tech\* W, 9-5

**April**  
 1 at Virginia Tech\* L, 10-12  
 2 at Virginia Tech\* L, 7-12  
 4 at Liberty W, 4-1  
 7 #20 Miami\* W, 14-2  
 8 #20 Miami\* W, 6-5  
 9 #20 Miami\* W, 6-3  
 11 Richmond W, 18-0  
 12 Mt. St. Mary's W, 16-4  
 14 Pitt\* L, 5-7  
 15 Pitt\* L, 4-6  
 16 Pitt\* W, 8-5  
 18 at VCU W, 19-6  
 21 at Notre Dame\* L, 7-10  
 23 at Notre Dame\* L, 2-10  
 23 at Notre Dame\* L, 5-6  
 25 Liberty W, 7-4  
 26 Towson W, 13-4  
 28 #20 Duke\* L, 5-17  
 29 #20 Duke\* W, 10-2  
 30 #20 Duke\* L, 3-7

**May**  
 2 VCU W, 11-6

3 JMU W, 9-8  
 10 Radford W, 8-0  
 12 Louisville\* W, 15-5  
 13 Louisville\* W, 4-1  
 14 Louisville\* W, 8-3  
 18 at Georgia Tech\* W, 12-5  
 19 at Georgia Tech\* W, 10-6  
 20 at Georgia Tech\* W, 8-7

**ACC Tournament (Durham, N.C.)**  
 24 vs. Georgia Tech W, 15-1 (7)  
 25 vs. North Carolina L, 2-10

**June**  
**NCAA Charlottesville Regional**  
 2 Army W, 15-1  
 3 ECU W, 2-1  
 4 ECU W, 8-3

**NCAA Charlottesville Super Regional**  
 8 Duke L, 4-5  
 9 Duke W, 14-4  
 10 Duke W, 12-2  
**NCAA College World Series (Omaha, Neb.)**  
 16 vs. Florida L, 5-6  
 18 vs. TCU L, 3-4

**KEY**

- 1 - Norfolk, Va.
- 2 - Washington, D.C.
- 3 - Annapolis, Md.
- 4 - Greensboro, N.C.
- 5 - Richmond, Va.
- 6 - Gastonia, N.C.
- 7 - Front Royal, Va.
- 8 - Statesboro, Ga.
- 9 - East Carolina University
- 10 - Chapel Hill, N.C.
- 11 - Rollins College, Orlando, Fla.
- 12 - Madison, Va.
- 13 - Durham, N.C.
- 14 - Greenville, S.C.
- 15 - Clemson, S.C.
- 16 - Auburn, Ala.
- 17 - Jacksonville, Fla.
- 18 - Lynchburg, Va.
- 19 - Pulaski, Va.
- 20 - Florida A&M, Tallahassee, Fla.
- 21 - Prince William, Va.
- 22 - Salem, Va.
- 23 - Tuscaloosa, Ala.
- 24 - Fort Mill, S.C.
- 25 - St. Petersburg, Fla.
- 26 - Corvallis, Ore.
- 27 - Atlanta, Ga.
- 28 - Coral Gables, Fla.
- 29 - Fullerton, Calif.
- 30 - Irvine, Calif.
- 31 - Oxford, Miss.
- 32 - Omaha, Neb.
- 33 - Wilmington, N.C.
- 34 - Charleston, S.C.
- 35 - Myrtle Beach, S.C.
- 36 - Cary, N.C.
- 37 - Lake Elsinore, Calif.
- 38 - Louisville, Ky.
- 39 - Fort Worth, Texas
- 40 - Orlando, Florida
- 41 - Scottsdale, Ariz.
- 42 - Pensacola, Fla.
- 43 - Charlotte, N.C.
- 44 - Columbia, S.C.
- 45 - Boiling Springs, N.C.

\* ACC Game  
 # ACC Tournament  
 + NCAA Regional  
 ^ NCAA Super Regional  
 ! College World Series

# GAME-BY-GAME SERIES HISTORY VS ACC, 2024 OPPONENTS

**AUBURN (4-9)**  
**H: 0-0 | A: 3-7 | N: 0-1**  
**UNKNOWN: 1-1**  
**UNDER BOC: 1-0**

|           |                |         |
|-----------|----------------|---------|
| 1920      | W              | 1-0     |
| 1920      | L              | 0-4     |
| 3/11/1985 | A              | W 9-8   |
| 3/12/1985 | A              | L 5-8   |
| 3/13/1985 | A              | L 11-12 |
| 3/10/1987 | A              | L 2-4   |
| 3/11/1987 | A              | L 4-7   |
| 3/16/1988 | A              | W 13-8  |
| 1/30/1989 | N <sup>1</sup> | L 2-11  |
| 2/14/2003 | A              | L 13-14 |
| 2/15/2003 | A              | L 3-5   |
| 2/16/2003 | A              | L 5-7   |
| 2/19/2011 | A              | W 13-2  |

<sup>1</sup>Orlando, Fla.

**BOSTON COLLEGE (26-7)**  
**H: 17-1 | A: 9-5 | N: 0-1**  
**UNDER BOC: 26-7**

|                |   |             |
|----------------|---|-------------|
| 4/14/2006      | H | W 8-3       |
| 4/15/2006      | H | W 5-4       |
| 4/16/2006      | H | W 5-0       |
| 5/17/2007      | A | W 5-4 (10)  |
| 5/18/2007      | A | W 11-3      |
| 3/21/2008      | H | W 7-3       |
| 3/22/2008      | H | W 5-4 (10)  |
| 3/23/2008      | H | W 8-6       |
| 4/17/2009      | A | W 8-3       |
| 4/18/2009      | A | L 6-9       |
| 4/19/2009      | A | W 2-0       |
| 3/19/2010      | H | W 7-1       |
| 3/20/2010      | H | W 4-3       |
| 3/21/2010      | H | W 11-1      |
| 4/29/2011      | A | W 17-0      |
| 4/30/2011      | A | L 4-5 (11)  |
| 5/1/2011       | A | W 4-0       |
| 2/17/2012 (41) | L | 3-5         |
| 3/14/2014      | H | W 8-3       |
| 3/15/2014      | H | W 3-2 (12)  |
| 3/15/2014      | H | W 2-1       |
| 4/8/2016       | A | W 3-0       |
| 4/9/2016       | A | L 2-3       |
| 4/10/2016      | A | L 4-5 (13)  |
| 3/16/2018      | H | L 2-6       |
| 3/17/2018      | H | W 7-3       |
| 3/18/2018      | H | W 10-9 (10) |
| 5/20/2021      | A | W 7-1       |
| 5/21/2021      | A | W 9-2       |
| 5/22/2021      | A | L 6-8       |
| 3/18/2022      | H | W 7-6 (10)  |
| 3/19/2022      | H | W 18-1      |
| 3/20/2022      | H | W 16-8      |

**CLEMSON (60-110)**  
**H: 34-45 | A: 19-56 | N: 7-9**  
**UNDER BOC: 31-14**

|           |   |            |
|-----------|---|------------|
| 4/7/1955  | A | L 2-3      |
| 4/8/1955  | A | L 9-11     |
| 3/30/1956 | H | W 7-3      |
| 3/31/1956 | H | W 9-6      |
| 3/29/1957 | A | W 6-2      |
| 5/11/1957 | H | W 8-3      |
| 4/4/1958  | A | L 1-10     |
| 4/14/1958 | H | L 4-10     |
| 3/27/1959 | A | L 1-13     |
| 4/15/1959 | H | W 4-3      |
| 4/8/1960  | A | L 5-15     |
| 4/19/1960 | H | L 2-6      |
| 4/1/1961  | A | L 9-23     |
| 4/22/1961 | H | L 6-10     |
| 4/16/1962 | H | L 2-11 (7) |
| 4/16/1962 | H | W 7-5      |
| 4/12/1963 | H | W 5-4      |
| 4/13/1963 | H | L 4-9      |
| 3/27/1964 | A | L 1-9      |
| 3/28/1964 | A | W 11-9     |
| 4/19/1965 | H | L 2-5      |
| 4/20/1965 | H | W 1-0      |
| 4/11/1966 | A | L 4-8      |
| 4/12/1966 | A | L 3-18     |
| 5/10/1967 | H | W 7-2      |
| 5/11/1967 | H | W 2-0      |
| 3/29/1968 | A | L 4-6      |
| 4/11/1969 | A | L 5-12     |
| 4/11/1969 | A | L 3-9      |

|             |      |            |
|-------------|------|------------|
| 5/16/1969   | H    | W 2-0      |
| 4/19/1970   | H    | L 3-5 (7)  |
| 4/19/1970   | H    | W 3-1 (7)  |
| 5/8/1970    | A    | L 2-6      |
| 5/6/1971    | A    | W 16-5     |
| 5/7/1971    | A    | L 2-7      |
| 5/6/1972    | H    | W 4-3      |
| 5/6/1972    | H    | W 5-2      |
| 5/7/1972    | H    | W 5-2      |
| 4/6/1973    | A    | W 6-4      |
| 4/15/1973   | H    | L 3-11     |
| 4/20-22/73* | H    | L 1-3      |
| 4/19/1974   | A    | L 2-3 (16) |
| 4/19/1974   | A    | W 4-1      |
| 4/26/1974#  | H    | W 3-2      |
| 4/28/1974#  | H    | L 6-9      |
| 4/4/1975    | A    | L 2-4      |
| 4/18/1975   | H    | L 3-6      |
| 4/16/1976   | A    | L 0-9      |
| 4/17/1976   | A    | L 0-9      |
| 4/16/1977   | H    | L 3-8      |
| 4/17/1977   | H    | L 4-26     |
| 3/16/1978   | A    | L 4-14     |
| 3/17/1978   | A    | L 3-4      |
| 4/25/1979   | H    | L 4-10     |
| 4/17/1980   | A    | L 1-3      |
| 4/18/1980   | A    | L 5-6      |
| 4/18/1981   | H    | L 7-11     |
| 4/19/1981   | H    | L 5-11     |
| 4/17/1982   | A    | L 1-9      |
| 4/18/1982   | A    | L 6-17     |
| 4/22/1982   | A    | W 6-4      |
| 4/14/1983   | H    | L 1-8      |
| 4/20/1983#  | (10) | L 5-12     |
| 3/15/1984   | A    | L 2-6      |
| 3/16/1984   | A    | L 2-7      |
| 4/19/1984#  | (13) | L 6-7      |
| 3/28/1985   | H    | W 19-1     |
| 4/20/1985#  | (27) | L 8-10     |
| 3/12/1986   | A    | L 4-15     |
| 3/13/1987   | A    | L 4-6      |
| 3/14/1987   | A    | L 2-9      |
| 4/13/1987   | H    | L 4-11     |
| 3/12/1988   | A    | L 6-9      |
| 5/2/1988    | H    | L 3-8      |
| 5/3/1988    | H    | L 0-6      |
| 3/11/1989   | A    | L 4-10     |
| 3/12/1989   | A    | L 2-8      |
| 4/14/1989   | H    | L 0-8      |
| 4/20/1990   | H    | L 6-12     |
| 4/21/1990   | H    | L 3-19     |
| 4/22/1990   | H    | L 0-8      |
| 5/13/1990#  | (14) | L 3-7      |
| 3/15/1991   | A    | L 2-5      |
| 3/16/1991   | A    | L 1-15     |
| 3/17/1991   | A    | L 8-12     |
| 5/14/1991#  | (14) | L 4-7 (11) |
| 3/20/1992   | H    | L 6-8      |
| 3/21/1992   | H    | L 3-5      |
| 3/22/1992   | H    | L 2-8      |
| 5/9/1992#   | (14) | L 2-3 (10) |
| 3/12/1993   | A    | L 1-15     |
| 4/1/1994    | H    | L 2-3      |
| 4/2/1994    | H    | L 6-11     |
| 4/3/1994    | H    | L 4-11     |
| 4/7/1995    | A    | L 4-5      |
| 4/8/1995    | A    | L 0-9      |
| 4/9/1995    | A    | L 2-5      |
| 3/29/1996   | H    | L 1-8      |
| 3/30/1996   | H    | W 2-3      |
| 3/31/1996   | H    | L 3-9      |
| 5/17/1996#  | (13) | W 4-2      |
| 3/14/1997   | A    | L 2-3      |
| 3/15/1997   | A    | L 1-6      |
| 3/16/1997   | A    | L 3-7      |
| 4/3/1998    | H    | L 7-9      |
| 4/4/1998    | H    | W 7-6      |
| 4/5/1998    | H    | L 6-15     |
| 5/1/1999    | A    | W 9-3      |
| 5/1/1999    | A    | L 4-5 (11) |
| 5/2/1999    | A    | L 5-12     |
| 5/13/2000   | H    | L 7-9      |
| 5/13/2000   | H    | W 11-0     |
| 5/14/2000   | H    | L 9-20     |
| 5/17/2000#  | (24) | L 5-9      |
| 5/20/2000#  | (24) | L 5-12     |
| 5/12/2001   | A    | L 1-8      |
| 5/12/2001   | A    | L 1-17     |

|            |      |            |
|------------|------|------------|
| 5/13/2001  | A    | L 4-5      |
| 5/16/2001# | (24) | W 7-3      |
| 5/11/2002  | H    | L 4-15     |
| 5/12/2002  | H    | L 2-15     |
| 5/13/2002  | H    | L 3-5      |
| 4/4/2003   | A    | L 4-9      |
| 4/5/2003   | A    | W 4-1      |
| 4/6/2003   | A    | L 2-9      |
| 4/9/2004   | H    | W 5-1      |
| 4/10/2004  | H    | W 4-3      |
| 4/10/2004  | H    | W 3-1      |
| 4/15/2005  | A    | L 4-13     |
| 4/16/2005  | A    | L 2-3      |
| 4/17/2005  | A    | W 9-2      |
| 5/25/2005# | (17) | W 8-1      |
| 5/28/2005# | (17) | W 5-4      |
| 3/17/2006  | H    | W 2-1      |
| 3/18/2006  | H    | W 10-2     |
| 3/19/2006  | H    | W 7-4      |
| 4/20/2007  | A    | W 5-3      |
| 4/21/2007  | A    | W 3-0      |
| 4/22/2007  | A    | L 1-2      |
| 5/21/2009  | (13) | W 6-5      |
| 3/26/2010  | H    | W 4-3      |
| 3/27/2010  | H    | L 5-8      |
| 3/27/2010  | H    | W 3-1      |
| 3/11/2011  | A    | W 5-0      |
| 3/12/2011  | A    | W 8-7      |
| 3/13/2011  | A    | W 7-6      |
| 3/23/2012  | H    | W 6-3      |
| 3/24/2012  | H    | W 5-1      |
| 3/25/2012  | H    | W 5-3      |
| 5/24/2012  | (4)  | W 3-2      |
| 3/15/2013  | A    | W 6-5 (11) |
| 3/16/2013  | A    | L 6-7      |
| 3/17/2013  | A    | W 8-5      |
| 4/11/2014  | H    | W 3-2      |
| 4/12/2014  | H    | L 1-7      |
| 4/13/2014  | H    | W 1-0      |
| 5/26/2016# | (13) | L 4-5      |
| 3/17/2017  | A    | W 2-0      |
| 3/18/2017  | A    | L 6-7      |
| 3/19/2017  | A    | L 1-12     |
| 5/26/2017# | (13) | W 10-2     |
| 4/27/2018  | H    | L 2-3      |
| 4/28/2018  | H    | L 4-5      |
| 4/29/2018  | H    | L 8-9      |
| 4/9/2021   | A    | L 1-6      |
| 4/10/2021  | A    | W 8-4      |
| 4/11/2021  | A    | W 6-5      |
| 5/13/2022  | H    | W 11-6     |
| 5/15/2022  | H    | L 2-8      |
| 5/16/2022  | H    | W 6-3      |

**DUKE (109-68-1)**  
**H: 57-14 | A: 40-26 | N: 1-7**  
**UNKNOWN: 11-21-1**  
**UNDER BOC: 42-22**

|           |   |          |
|-----------|---|----------|
| 1926      | W | 8-2      |
| 1928      | L | 0-11     |
| 1929      | L | 2-12     |
| 1930      | L | 8-15     |
| 1947      | W | 3-2      |
| 5/7/1955  | L | 12-16    |
| 4/14/1956 | L | 2-8      |
| 5/8/1956  | L | 0-10     |
| 4/20/1957 | L | 1-2      |
| 5/4/1957  | L | 1-8      |
| 4/8/1958  | L | 4-5      |
| 4/24/1959 | W | 8-3      |
| 5/16/1959 | L | 6-14     |
| 4/15/1960 | T | 7-7      |
| 5/10/1960 | L | 1-5 (8)  |
| 5/10/1960 | L | 0-6 (7)  |
| 4/15/1961 | L | 2-9      |
| 5/19/1961 | L | 1-5      |
| 4/28/1962 | L | 2-9      |
| 5/10/1962 | W | 11-9     |
| 4/20/1963 | L | 5-7      |
| 5/11/1963 | L | 6-8      |
| 4/18/1964 | W | 5-0      |
| 5/8/1964  | W | 2-1      |
| 4/9/1965  | W | 3-1      |
| 4/30/1965 | W | 8-3      |
| 4/16/1966 | L | 1-3 (11) |
| 4/29/1966 | L | 0-4      |
| 4/8/1967  | W | 6-4      |
| 4/21/1967 | W | 10-3     |

|            |      |            |
|------------|------|------------|
| 4/12/1968  | L    | 1-6 (7)    |
| 4/12/1968  | L    | 3-6 (7)    |
| 5/3/1968   | W    | 6-2        |
| 4/17/1969  | A    | W 8-1      |
| 4/17/1969  | A    | L 0-1      |
| 5/2/1969   | H    | W 6-1      |
| 4/10/1970  | A    | L 5-8      |
| 5/2/1970   | H    | W 6-1 (7)  |
| 5/2/1970   | H    | W 5-1 (7)  |
| 4/9/1971   | A    | W 3-0      |
| 5/2/1971   | A    | W 3-0      |
| 4/15/1972  | H    | L 2-4      |
| 4/30/1972  | A    | W 4-3      |
| 4/14/1973  | H    | W 8-0      |
| 4/14/1973  | H    | W 6-3      |
| 4/7/1974   | H    | W 12-1     |
| 4/20/1974  | A    | W 2-1      |
| 4/6/1975   | A    | W 7-3      |
| 4/19/1975  | H    | W 13-9     |
| 4/4/1976   | H    | W 4-3 (11) |
| 4/5/1976   | H    | W 6-3      |
| 4/7/1978   | H    | W 6-5      |
| 4/9/1978   | A    | L 5-6      |
| 3/31/1979  | A    | L 8-9      |
| 3/31/1979  | A    | W 5-2      |
| 4/6/1980   | H    | W 7-5      |
| 3/22/1981  | A    | L 5-6      |
| 4/11/1981  | H    | W 9-5      |
| 4/21/1981  | (10) | L 3-4      |
| 3/31/1984  | H    | W 5-3      |
| 4/7/1984   | A    | W 5-3      |
| 4/6/1985   | A    | W 19-8     |
| 4/14/1985  | H    | W 8-2      |
| 4/12/1986  | H    | W 11-8     |
| 4/19/1986  | A    | W 5-2      |
| 5/14/1987# | (15) | L 0-5      |
| 4/2/1988   | H    | W 9-5 (7)  |
| 4/2/1988   | H    | W 2-1 (8)  |
| 4/24/1988  | A    | W 21-15    |
| 5/12/1988# | (14) | W 7-1      |
| 3/25/1989  | A    | W 7-0      |
| 3/25/1989  | A    | W 4-3      |
| 4/23/1989  | H    | W 7-4      |
| 4/1/1990   | A    | L 4-7      |
| 4/1/1990   | A    | W 9-8      |
| 3/30/1991  | H    | W 5-4 (7)  |
| 3/31/1991  | H    | W 10-7 (7) |
| 3/27/1992  | A    | W 4-2 (10) |
| 3/28/1992  | A    | L 3-8      |
| 3/29/1992  | A    | L 1-3      |
| 5/10/1992# | (14) | L 9-12     |
| 4/29/1993  | H    | W 1-0      |
| 4/30/1993  | H    | L 3-4      |
| 5/1/1993   | H    | W 5-1      |
| 4/22/1994  | A    | L 1-6      |
| 4/23/1994  | A    | L 8-10     |
| 3/24/1994  | A    | L 12-13    |
| 4/27/1995  | H    | W 8-7      |
| 4/28/1995  | H    | W 5-1      |
| 4/29/1995  | H    | W 4-3      |
| 4/5/1996   | A    | W 3-2      |
| 4/6/1996   | A    | L 3-5      |
| 4/7/1996   | A    | L 0-3 (7)  |
| 4/25/1997  | H    | L 1-4      |
| 4/26/1997  | H    | W 3-0      |
| 5/15/1997# | (25) | L 3-16     |
| 3/13/1998  | A    | L 4-7      |
| 3/14/1998  | A    | L 10-13    |
| 3/15/1998  | A    | L 6-9      |
| 3/19/1999  | H    | W 15-5     |
| 3/20/1999  | H    | W 15-3     |
| 4/7/2000   | A    | W 10-4     |
| 4/8/2000   | A    | W 12-3     |
| 4/9/2000   | A    | L 1-10     |
| 3/16/2001  | H    | W 4-3      |
| 3/17/2001  | H    | L 11-12    |
| 3/18/2001  | H    | W 14-5     |
| 3/22/2002  | A    | W 6-4 (10) |
| 3/23/2002  | A    | W 8-3      |
| 3/24/2002  | A    | W 9-5      |
| 3/21/2003  | H    | W 13-1     |
| 3/22/2003  | H    | W 9-2      |
| 3/23/2003  | H    | W 6-0      |
| 4/2/2004   | A    | W 8-1      |
| 4/3/2004   | A    | W 6-5      |
| 4/4/2004   | A    | W 3-1      |
| 5/26/2004# | (22) | L 4-6      |

|           |   |        |
|-----------|---|--------|
| 5/19/2005 | H | W 7-1  |
| 5/20/2005 | H | W 7-2  |
| 5/21/2005 | H | W 10-4 |
| 4/7/2006  | A | L 3-4  |
| 4/8/2006  | A | W 7-3  |
| 4/9/2006  | A | W 6-4  |
| 4/6/2007  | H | W 4-0  |
| 4/7/2007  | H | L 9-13 |
| 4/8/2007  | H | W 8-1  |
| 3/14/2008 | A | L 8-9  |
| 3/15/2008 | A | W 10-1 |
| 3/16/2008 | A | L 1-4  |
| 5/8/2009  | H | L 4-1  |



# GAME-BY-GAME SERIES HISTORY VS ACC, 2024 OPPONENTS

|             |      |   |            |
|-------------|------|---|------------|
| 5/9/1998    | H    | L | 2-11       |
| 5/10/1998   | H    | L | 6-9        |
| 5/13/1998#  | (13) | L | 1-4        |
| 3/12/1999   | A    | L | 3-10       |
| 3/13/1999   | A    | L | 1-2        |
| 3/14/1999   | A    | L | 3-11       |
| 4/1/2000    | H    | L | 6-9        |
| 4/2/2000    | H    | W | 2-1        |
| 4/2/2000    | H    | L | 4-10       |
| 3/10/2001   | A    | L | 2-9        |
| 3/10/2001   | A    | L | 1-16       |
| 3/11/2001   | A    | L | 1-2        |
| 3/15/2002   | H    | W | 11-10      |
| 3/16/2002   | H    | L | 3-8        |
| 3/16/2002   | H    | L | 4-14       |
| 3/14/2003   | A    | L | 1-9        |
| 3/15/2003   | A    | L | 0-4        |
| 3/16/2003   | A    | L | 4-5 (12)   |
| 5/24/2003#  | (22) | L | 0-2        |
| 5/7/2004    | H    | L | 0-8        |
| 5/8/2004    | H    | W | 15-2       |
| 5/9/2004    | H    | L | 1-4        |
| 4/29/2005   | A    | L | 1-8        |
| 5/1/2005    | A    | W | 6-2        |
| 5/1/2005    | A    | L | 2-7        |
| 5/24/2006#  | (17) | W | 6-2        |
| 5/26/2006#  | (17) | L | 0-11 (7)   |
| 4/4/2008    | A    | L | 3-10       |
| 4/6/2008    | A    | L | 2-3 (10)   |
| 4/6/2008    | A    | L | 2-3 (10)   |
| 5/23/2008#  | (17) | W | 5-3        |
| 3/13/2009   | H    | W | 15-2       |
| 5/24/2009#  | (13) | W | 6-3        |
| 3/12/2010   | A    | W | 5-0        |
| 3/13/2010   | A    | W | 9-8        |
| 3/14/2010   | A    | L | 8-9        |
| 3/27/2010#  | (4)  | L | 4-11       |
| 3/18/2011   | H    | W | 4-3 (11)   |
| 3/19/2011   | H    | W | 5-4 (11)   |
| 3/20/2011   | H    | L | 11-12 (10) |
| 5/29/2011   | (13) | W | 7-2        |
| 3/17/2012   | A    | L | 3-12       |
| 3/18/2012   | A    | L | 3-4        |
| 3/19/2012   | A    | L | 5-7        |
| 5/26/2012   | (4)  | W | 7-0        |
| 4/20/2013   | H    | W | 9-2        |
| 4/20/2013   | H    | W | 2-0        |
| 4/21/2013   | H    | W | 5-2        |
| 5/25/2013   | (13) | W | 7-4 (12)   |
| 4/25/2014   | A    | W | 5-3        |
| 4/26/2014   | A    | L | 0-7        |
| 4/27/2014   | A    | W | 4-3        |
| 5/24/2014 # | (4)  | L | 4-6        |
| 3/20/2015   | H    | W | 8-4        |
| 3/21/2015   | H    | L | 10-12      |
| 3/22/2015   | H    | L | 1-13       |
| 4/28/2017   | A    | L | 4-6        |
| 4/29/2017   | A    | W | 8-0        |
| 4/30/2017   | A    | W | 7-5        |
| 5/22/2018 # | (13) | L | 2-3 (11)   |
| 4/18/2019   | H    | L | 2-14       |
| 4/20/2019   | H    | L | 3-5        |
| 4/20/2019   | H    | W | 13-3       |
| 3/5/2021    | A    | L | 0-2        |
| 3/6/2021    | A    | L | 4-9        |
| 3/7/2021    | A    | W | 2-1        |
| 5/25/2022#  | (48) | L | 3-13 (8)   |
| 3/24/2023   | H    | W | 9-5 (10)   |
| 3/25/2023   | H    | W | 12-4       |
| 3/26/2023   | H    | W | 15-4       |

**GEORGE MASON (27-12)**  
H: 16-4 | A: 8-7 | N: 3-1 |  
UNDER BOC: 6-0

|           |     |   |          |
|-----------|-----|---|----------|
| 4/4/1978  | H   | W | 13-8     |
| 4/3/1980  | H   | W | 2-1      |
| 3/24/1982 | H   | W | 13-4     |
| 3/4/1984  | H   | W | 12-1     |
| 3/30/1984 | (7) | W | 3-1      |
| 4/4/1985  | A   | L | 4-5 (10) |
| 5/1/1985  | A   | W | 9-5      |
| 3/5/1986  | H   | W | 4-1      |
| 4/25/1986 | (7) | L | 8-10     |
| 4/28/1987 | (7) | W | 10-9     |
| 3/23/1988 | A   | L | 3-4      |
| 4/27/1989 | A   | L | 3-8      |
| 4/10/1990 | A   | L | 1-3      |
| 4/26/1990 | H   | W | 5-3      |

|           |      |   |          |
|-----------|------|---|----------|
| 3/21/1991 | H    | W | 14-7 (8) |
| 4/23/1991 | A    | W | 4-1      |
| 3/3/1992  | A    | W | 7-3      |
| 4/27/1992 | H    | W | 5-2      |
| 3/25/1993 | H    | W | 13-4     |
| 4/12/1994 | A    | W | 6-5      |
| 5/13/1995 | H    | W | 11-3     |
| 5/13/1995 | H    | L | 4-7 (7)  |
| 4/3/1996  | A    | W | 10-1     |
| 4/1/1997  | H    | W | 11-8     |
| 4/7/1998  | A    | L | 8-9      |
| 3/24/1999 | H    | L | 3-6      |
| 5/4/1999  | A    | L | 9-15     |
| 2/22/2000 | H    | L | 4-6      |
| 3/2/2000  | A    | W | 4-3      |
| 3/19/2001 | H    | W | 13-9     |
| 4/25/2001 | A    | L | 5-10     |
| 4/22/2002 | A    | W | 14-5     |
| 4/22/2003 | H    | L | 3-4      |
| 3/24/2004 | A    | W | 9-5      |
| 6/5/2004# | H    | W | 7-2      |
| 2/24/2006 | (36) | W | 9-7      |
| 3/27/2007 | H    | W | 17-6     |
| 4/21/2010 | H    | W | 10-3     |
| 4/27/2022 | H    | W | 17-7     |

**GEORGE WASHINGTON (29-12)**  
H: 19-3 | A: 4-1 | N: 0-1 |  
UNKNOWN: 6-7  
UNDER BOC: 18-1

|           |     |      |          |
|-----------|-----|------|----------|
| 4/19/1905 | H   | W    | 22-1     |
| 5/9/1906  | H   | L    | 2-3      |
| 4/16/1907 | H   | W    | 8-1      |
| 1941      | L   | L    | 2-8      |
| 1942      | L   | 5-6  |          |
| 1947      | W   | 16-6 |          |
| 1947      | W   | 9-7  |          |
| 4/17/1948 | A   | L    | 5-6      |
| 1950      | W   | 8-1  |          |
| 1950      | L   | 0-2  |          |
| 1951      | W   | 23-7 |          |
| 1952      | L   | 7-14 |          |
| 1952      | L   | 5-12 |          |
| 4/14/1953 | L   | 7-8  |          |
| 4/4/1953  | W   | 5-1  |          |
| 4/23/1954 | W   | 10-7 |          |
| 5/5/1954  | L   | 1-5  |          |
| 3/29/1969 | A   | W    | 16-14    |
| 3/23/1984 | H   | W    | 16-15    |
| 3/27/1986 | H   | L    | 10-11    |
| 2/28/1988 | (9) | L    | 6-12 (7) |
| 4/30/1996 | A   | W    | 3-0      |
| 5/28/2006 | H   | W    | 11-5     |
| 2/17/2007 | H   | W    | 11-0     |
| 2/18/2007 | H   | W    | 11-1     |
| 2/19/2007 | H   | W    | 15-2     |
| 3/26/2008 | H   | L    | 5-17     |
| 3/4/2009  | H   | W    | 17-4     |
| 2/24/2010 | H   | W    | 5-2      |
| 3/29/2011 | H   | W    | 2-0      |
| 4/11/2012 | H   | W    | 16-4     |
| 2/27/2013 | H   | W    | 11-0     |
| 4/2/2014  | H   | W    | 10-0     |
| 4/6/2016  | H   | W    | 15-3     |
| 3/7/2017  | A   | W    | 7-1      |
| 4/5/2017  | H   | W    | 11-1     |
| 4/17/2018 | H   | W    | 3-2 (12) |
| 3/2/2021  | H   | W    | 11-1     |
| 3/30/2021 | A   | W    | 7-2      |
| 3/8/2022  | H   | W    | 10-2     |
| 3/14/2023 | H   | W    | 20-5     |

**GEORGIA TECH (65-77-2)**  
H: 33-28 | A: 26-42-2 | N: 6-7  
UNDER BOC: 39-22-1

|           |   |   |       |
|-----------|---|---|-------|
| 4/28/1924 | H | W | 8-4   |
| 4/29/1924 | H | L | 1-3   |
| 5/6/1924  | A | W | 7-4   |
| 4/30/1926 | H | W | 7-6   |
| 4/2/1926  | H | L | 6-7   |
| 4/2/1973  | A | W | 6-4   |
| 4/3/1973  | A | T | 11-11 |
| 3/4/1974  | A | W | 14-6  |
| 3/5/1974  | A | L | 2-4   |
| 3/7/1974  | A | L | 3-8   |
| 3/6/1976  | A | W | 9-7   |
| 3/7/1976  | A | L | 2-3   |
| 4/19/1980 | A | W | 5-4   |
| 4/20/1980 | A | W | 10-8  |

|             |      |   |            |
|-------------|------|---|------------|
| 4/16/1981   | H    | W | 11-1       |
| 4/17/1981   | H    | W | 10-8       |
| 4/22/1981 # | (10) | L | 2-5        |
| 4/16/1982   | A    | L | 4-6 (7)    |
| 4/16/1982   | A    | L | 2-12 (7)   |
| 3/22/1983   | H    | L | 8-19       |
| 3/23/1983   | H    | W | 15-2       |
| 4/21/1983 # | (10) | W | 8-1        |
| 3/9/1984    | A    | L | 2-7        |
| 3/10/1984   | A    | W | 13-1       |
| 3/30/1985   | H    | L | 4-8        |
| 3/31/1985   | H    | W | 9-4        |
| 3/8/1986    | A    | L | 7-9        |
| 3/9/1986    | A    | L | 4-18       |
| 3/12/1987   | A    | L | 2-18       |
| 3/28/1987   | H    | W | 3-2        |
| 3/29/1987   | H    | W | 19-3       |
| 3/19/1988   | A    | L | 10-11 (10) |
| 3/20/1988   | A    | W | 12-9       |
| 3/27/1988   | H    | L | 2-13       |
| 5/14/1988 # | (14) | L | 4-5        |
| 3/10/1989   | A    | L | 0-18       |
| 4/16/1989   | H    | L | 2-3        |
| 4/16/1989   | H    | L | 2-6        |
| 5/13/1989 # | (14) | L | 0-3        |
| 3/9/1990    | A    | L | 6-17       |
| 3/10/1990   | A    | L | 4-9        |
| 3/11/1990   | A    | L | 6-13       |
| 3/25/1991   | H    | W | 6-5        |
| 3/26/1991   | H    | L | 1-11       |
| 3/27/1991   | H    | L | 0-13       |
| 5/13/1991 # | (14) | L | 3-9        |
| 3/13/1992   | A    | L | 3-4 (7)    |
| 3/13/1992   | A    | L | 4-10 (7)   |
| 4/14/1992   | A    | L | 4-5 (10)   |
| 3/26/1993   | H    | L | 3-6 (10)   |
| 3/28/1993   | H    | W | 3-2 (7)    |
| 3/28/1993   | H    | L | 5-7 (7)    |
| 3/11/1994   | A    | L | 1-4        |
| 3/14/1994   | A    | L | 2-6        |
| 3/13/1994   | A    | L | 6-7        |
| 4/21/1995   | H    | W | 2-1        |
| 4/22/1995   | H    | L | 13-18      |
| 4/23/1995   | H    | W | 4-1        |
| 5/18/1995 # | (14) | L | 2-3        |
| 3/16/1996   | A    | L | 6-7        |
| 3/16/1996   | A    | L | 4-5        |
| 3/17/1996   | A    | L | 5-13       |
| 5/18/1996 # | (13) | W | 8-4        |
| 4/13/1997   | H    | L | 2-8        |
| 4/13/1997   | H    | L | 2-4 (7)    |
| 4/13/1997   | H    | W | 10-8 (7)   |
| 3/6/1998    | A    | L | 3-5        |
| 3/7/1998    | A    | L | 4-27       |
| 4/2/1999    | H    | W | 7-6 (14)   |
| 4/3/1999    | H    | L | 6-7        |
| 4/4/1999    | H    | W | 6-5        |
| 4/14/2000   | A    | L | 4-8        |
| 4/15/2000   | A    | L | 1-5        |
| 4/16/2000   | A    | L | 6-12       |
| 3/30/2001   | H    | W | 3-1        |
| 3/31/2001   | H    | L | 3-10       |
| 4/1/2001    | H    | L | 9-13       |
| 4/26/2002   | A    | W | 5-1        |
| 4/27/2002   | A    | L | 2-3 (12)   |
| 4/28/2002   | A    | L | 3-9        |
| 5/9/2003    | H    | L | 0-7        |
| 5/10/2003   | H    | L | 2-5        |
| 5/11/2003   | H    | L | 0-1        |
| 3/12/2004   | A    | W | 4-3        |
| 3/13/2004   | A    | W | 2-1        |
| 3/14/2004   | A    | W | 8-5 (10)   |
| 4/22/2005   | H    | W | 4-2        |
| 4/23/2005   | H    | W | 9-2        |
| 4/24/2005   | H    | W | 2-1        |
| 5/29/2005 # | (17) | L | 3-4        |
| 3/10/2006   | A    | L | 2-8        |
| 3/11/2006   | A    | L | 6-7        |
| 3/12/2006   | A    | W | 6-3        |
| 4/13/2007   | H    | L | 1-2 (11)   |
| 4/14/2007   | H    | W | 7-6        |
| 5/24/2007 # | (17) | W | 4-1        |
| 5/15/2008   | H    | W | 4-2        |
| 5/16/2008   | H    | L | 8-14       |
| 5/17/2008   | H    | L | 7-9        |
| 4/11/2009   | A    | L | 6-7        |
| 4/11/2009   | A    | W | 11-10      |
| 4/12/2009   | A    | T | 4-4        |

|             |      |   |          |
|-------------|------|---|----------|
| 4/9/2010    | H    | W | 7-4      |
| 4/10/2010   | H    | L | 7-9      |
| 4/11/2010   | H    | W | 9-1      |
| 4/8/2011    | A    | W | 6-2      |
| 4/9/2011    | A    | W | 12-9     |
| 4/10/2011   | A    | L | 8-10     |
| 5/11/2012   | H    | W | 6-5      |
| 5/12/2012   | H    | W | 4-2      |
| 5/13/2012   | H    | L | 4-5 (10) |
| 5/25/2012 # | (4)  | L | 17-5 (7) |
| 4/12/2013   | A    | L | 1-2      |
| 4/13/2013   | A    | W | 7-2      |
| 4/14/2013   | A    | L | 2-3 (6)  |
| 5/23/2013#  | (13) | W | 8-2      |
| 5/9/2014    | H    | W | 4-3      |
| 5/10/2014   | H    | W | 4-3 (11) |
| 5/11/2014   | H    | W | 3-1      |
| 4/10/2015   | A    | W | 14-4     |
| 4/11/2015   | A    | L | 4-11     |
| 4/12/2015   | A    | L | 3-4      |
| 5/19/2015#  | (4)  | W | 11-0 (7) |
| 5/13/2016   | H    | W | 6-3      |
| 5/14/2016   | H    | W | 9-4      |
| 5/15/2016   | H    | L | 4-5      |
| 5/18/2017   | A    | L | 7-14     |
| 5/19/2017   | A    | W | 16-3     |
| 5/20/2017   | A    | W | 10-9     |
| 5/11/2018   | H    | W | 8-6      |
| 5/12/2018   | H    | L | 1-5      |
| 5/14/2018   | H    | W | 8-4      |
| 3/15/2019   | A    | W | 9-8      |
| 3/16/2019   | A    | L | 3-7      |
| 3/17/2019   | A    | L | 5-6      |
| 4/1/2021    | A    | L | 5-6      |
| 4/2/2021    | A    | W | 8-2      |
| 4/3/2021    | A    | W | 11-4     |
| 4/1/2022    | H    | L | 4-6      |
| 4/2/2022    | H    | W | 13-9     |
| 4/3/2022    | H    | W | 18-9     |
| 5/18/2023   | A    | W | 12-5     |
| 5/19/2023   | A    | W | 10-6     |
| 5/20/2023   | A    | W | 8-7      |
| 5/24/2023   | N    | W | 15-1 (7) |

**GEORGETOWN (21-17)**  
H: 8-3 | A: 0-3 | N: 0-1 |  
UNKNOWN: 13-10  
UNDER BOC: 6-1

|           |     |       |     |
|-----------|-----|-------|-----|
| 1894      | W   | 3-2   |     |
| 1895      | W   | 5-3   |     |
| 1895      | L   | 2-16  |     |
| 1896      | L   | 11-31 |     |
| 1896      | L   | 0-7   |     |
| 1898      | W   | 13-6  |     |
| 1898      | W   | 9-5   |     |
| 1898      | L   | 7-10  |     |
| 1899      | L   | 6-8   |     |
| 1899      | L   | 5-6   |     |
| 1901      | L   | 0-13  |     |
| 1901      | L   | 6-9   |     |
| 4/13/1907 | W   | 9-0   |     |
| 5/4/1907  | (2) | L     | 0-1 |
| 4/11/1908 | H   | L     | 2-3 |
| 4/27      |     |       |     |

# GAME-BY-GAME SERIES HISTORY VS ACC, 2024 OPPONENTS

**LOUISVILLE (12-13)**  
**H: 7-8 | A: 4-5 | N: 1-0**  
**UNDER BOC: 12-13**

|            |      |   |         |
|------------|------|---|---------|
| 4/4/2015   | H    | L | 1-8     |
| 4/5/2015   | H    | L | 4-11    |
| 4/6/2015   | H    | L | 0-4     |
| 3/25/2016  | A    | W | 6-3     |
| 3/26/2016  | A    | L | 4-11    |
| 3/27/2016  | A    | L | 0-15    |
| 5/28/2016# | (13) | W | 7-2     |
| 3/31/2017  | H    | L | 2-5     |
| 4/1/2017   | H    | W | 11-2    |
| 4/2/2017   | H    | L | 3-4     |
| 4/20/2018  | A    | L | 4-5     |
| 4/21/2018  | A    | W | 5-4     |
| 4/22/2018  | A    | W | 2-1     |
| 5/10/2019  | H    | L | 7-15    |
| 5/10/2019  | H    | W | 10-2    |
| 5/11/2019  | H    | W | 12-6    |
| 4/16/2021  | H    | W | 8-7(10) |
| 4/17/2021  | H    | L | 5-9     |
| 4/18/2021  | H    | L | 2-8     |
| 5/19/2022  | A    | L | 1-4     |
| 5/20/2022  | A    | W | 16-7    |
| 5/21/2022  | A    | L | 3-11    |
| 5/12/2023  | H    | W | 15-5    |
| 5/13/2023  | H    | W | 4-1     |
| 5/14/2023  | H    | W | 8-3     |

**MIAMI (FLA.) (32-37)**  
**H: 17-16 | A: 13-17 | N: 2-4**  
**UNDER BOC: 30-32**

|             |      |   |          |
|-------------|------|---|----------|
| 5/25/1985 + | (28) | L | 6-11     |
| 3/27/2001   | A    | W | 5-0      |
| 3/28/2001   | A    | L | 1-5      |
| 3/29/2001   | A    | L | 6-12     |
| 4/11/2003   | H    | L | 1-6      |
| 4/12/2003   | H    | L | 4-10     |
| 4/13/2003   | H    | W | 17-2 (7) |
| 4/23/2004   | A    | L | 0-8      |
| 4/24/2004   | A    | L | 3-22     |
| 4/25/2004   | A    | W | 4-3      |
| 5/13/2005   | H    | L | 6-7      |
| 5/14/2005   | H    | L | 0-1      |
| 5/15/2005   | H    | W | 4-3      |
| 4/21/2006   | A    | W | 8-2      |
| 4/22/2006   | A    | W | 15-7     |
| 4/23/2006   | A    | L | 8-9 (10) |
| 3/23/2007   | H    | W | 4-1      |
| 3/24/2007   | H    | W | 3-0      |
| 3/25/2007   | H    | L | 2-4      |
| 3/25/2008   | A    | L | 0-1      |
| 3/26/2008   | A    | L | 3-4 (10) |
| 3/27/2008   | A    | L | 0-10     |
| 5/25/2008 # | (17) | L | 4-8      |
| 3/20/2009   | H    | W | 9-4      |
| 3/21/2009   | H    | L | 3-4      |
| 3/22/2009   | H    | L | 5-7 (8)  |
| 5/20/2010   | A    | L | 4-5 (11) |
| 5/21/2010   | A    | W | 3-1      |
| 5/22/2010   | A    | W | 7-4      |
| 5/29/2010 # | (4)  | W | 12-8     |
| 5/13/2011   | H    | L | 2-6      |
| 5/14/2011   | H    | W | 3-2      |
| 5/15/2011   | H    | W | 5-4      |
| 5/27/2011 # | (13) | W | 6-4      |
| 4/28/2012   | A    | W | 7-3      |
| 4/29/2012   | A    | W | 7-4      |
| 4/30/2012   | A    | W | 7-4      |
| 3/29/2013   | H    | W | 15-4     |
| 3/30/2013   | H    | W | 8-1      |
| 3/31/2013   | H    | L | 3-4      |
| 3/22/2014   | A    | L | 1-7      |
| 3/23/2014   | A    | W | 8-3 (11) |
| 3/24/2014   | A    | W | 5-3      |
| 4/17/2015   | H    | W | 5-4      |
| 4/18/2015   | H    | W | 5-2      |
| 4/19/2015   | H    | L | 6-8      |
| 5/20/2015 # | (4)  | L | 5-9      |
| 4/22/2016   | A    | W | 6-5      |
| 4/23/2016   | A    | L | 2-9      |
| 4/24/2016   | A    | W | 7-3      |
| 5/13/2017   | H    | L | 1-5      |
| 5/13/2017   | H    | W | 13-6     |
| 5/14/2017   | H    | W | 7-4      |
| 3/23/2018   | A    | L | 2-3 (11) |
| 3/24/2018   | A    | L | 0-1      |
| 3/25/2018   | A    | L | 1-8      |

|           |      |   |      |
|-----------|------|---|------|
| 4/13/2019 | H    | L | 6-9  |
| 4/13/2019 | H    | L | 1-2  |
| 4/14/2019 | H    | L | 1-3  |
| 5/23/2019 | (13) | L | 3-10 |
| 3/26/2021 | H    | L | 6-8  |
| 3/27/2021 | H    | W | 4-0  |
| 3/28/2021 | H    | L | 2-4  |
| 4/8/2022  | A    | L | 2-6  |
| 4/9/2022  | A    | L | 4-5  |
| 4/10/2022 | A    | L | 5-15 |
| 4/7/2023  | H    | W | 14-2 |
| 4/8/2023  | H    | W | 6-5  |
| 4/9/2023  | H    | W | 6-3  |

**NAVY (15-10)**  
**H: 4-0 | A: 1-1 | N: 1-0**  
**UNKNOWN: 9-9**  
**UNDER BOC: 4-0**

|            |   |      |          |
|------------|---|------|----------|
| 1889       |   | W    | 11-2     |
| 4/16/1904  | A | L    | 3-4      |
| 4/8/1905   | A | W    | 7-3      |
| 1913       |   | L    | 4-10     |
| 1925       |   | L    | 5-9      |
| 1928       |   | L    | 6-7      |
| 1930       |   | L    | 2-5      |
| 1932       |   | W    | 16-2     |
| 1933       |   | W    | 3-1      |
| 1934       |   | W    | 2-0      |
| 1935       |   | W    | 1-0      |
| 1936       |   | L    | 1-2      |
| 1937       |   | W    | 7-0      |
| 1938       |   | W    | 5-4      |
| 1939       |   | W    | 6-5      |
| 1940       |   | W    | 12-2     |
| 1941       |   | L    | 0-9      |
| 1942       |   | L    | 7-15     |
| 06/12/1943 |   | Rain |          |
| 1946       |   | L    | 0-6      |
| 1947       |   | L    | 2-9      |
| 03/05/2003 | H | W    | 12-1     |
| 03/12/2008 | H | W    | 11-5     |
| 03/10/2009 | H | W    | 17-1     |
| 06/03/2011 | N | W    | 6-0      |
| 02/17/2023 | H | W    | 24-5 (7) |

**NC STATE (79-122-1)**  
**H: 33-34-1 | A: 22-50 | N: 9-13**  
**UNKNOWN: 15-25**  
**UNDER BOC: 23-28**

|           |   |   |          |
|-----------|---|---|----------|
| 1903      |   | W | 4-0      |
| 4/21/1904 | A | W | 11-3     |
| 4/25/1906 |   | W | 12-0     |
| 5/5/1906  | A | L | 4-5      |
| 1925      |   | L | 6-8      |
| 1925      |   | L | 2-3      |
| 1928      |   | W | 3-2      |
| 1928      |   | L | 4-6      |
| 1929      |   | W | 7-2      |
| 1930      |   | L | 3-4      |
| 1930      |   | L | 5-10     |
| 1931      |   | W | 6-1      |
| 1933      |   | L | 1-4      |
| 1934      |   | W | 7-6      |
| 4/19/1955 |   | L | 2-13     |
| 5/6/1955  |   | L | 3-5      |
| 4/20/1956 |   | L | 2-6      |
| 5/17/1956 |   | L | 8-27     |
| 4/18/1957 |   | L | 3-4      |
| 4/18/1957 |   | W | 19-6     |
| 4/7/1958  |   | L | 5-8      |
| 4/21/1958 |   | W | 3-2      |
| 4/25/1959 |   | W | 4-3 (7)  |
| 4/25/1959 |   | W | 11-4 (7) |
| 4/23/1960 |   | L | 4-15     |
| 5/2/1960  |   | L | 6-13     |
| 5/5/1961  |   | L | 3-10     |
| 5/12/1961 |   | L | 2-4      |
| 4/20/1962 |   | L | 9-10     |
| 5/4/1962  |   | L | 6-14     |
| 4/26/1963 |   | W | 15-7     |
| 5/3/1963  |   | W | 9-8 (10) |
| 4/24/1964 |   | W | 2-1      |
| 5/1/1964  |   | L | 3-5      |
| 5/13/1965 |   | L | 3-6      |
| 5/14/1965 |   | L | 4-10     |
| 4/22/1966 |   | W | 4-0      |
| 5/6/1966  |   | L | 0-2      |

|             |      |   |          |
|-------------|------|---|----------|
| 4/15/1967   |      | W | 4-3      |
| 5/5/1967    |      | L | 3-5      |
| 5/11/1968   |      | L | 1-4 (7)  |
| 5/11/1968   |      | L | 1-6 (7)  |
| 4/26/1969   | H    | L | 3-11     |
| 5/9/1969    | A    | W | 7-6      |
| 5/9/1969    | A    | W | 4-3      |
| 4/24/1970   | A    | L | 5-6      |
| 5/15/1970   | H    | W | 8-4 (7)  |
| 5/15/1970   | H    | W | 11-1 (7) |
| 4/18/1971   | H    | L | 0-3      |
| 4/25/1971   | A    | W | 3-1      |
| 4/8/1972    | A    | W | 3-1      |
| 4/8/1972    | A    | L | 1-5      |
| 3/25/1973   | H    | T | 1-1      |
| 4/7/1973    | A    | W | 5-1      |
| 4/7/1973    | A    | L | 3-6      |
| 4/19/1973*  | H    | W | 2-1      |
| 4/20-22/73* | H    | L | 3-9      |
| 3/31/1974   | A    | L | 5-7      |
| 4/14/1974   | H    | L | 3-8      |
| 4/27/1974 # | H    | L | 1-3      |
| 4/13/1975   | A    | L | 0-2      |
| 4/13/1975   | A    | L | 1-4      |
| 3/28/1976   | A    | W | 3-2      |
| 4/11/1976   | H    | L | 3-8      |
| 3/27/1977   | H    | L | 0-6      |
| 4/10/1977   | A    | L | 1-8      |
| 4/1/1978    | H    | L | 4-17     |
| 4/15/1978   | A    | W | 5-2      |
| 4/8/1979    | A    | W | 6-4      |
| 4/21/1979   | H    | W | 5-4      |
| 3/23/1980   | H    | W | 3-2      |
| 4/12/1980   | A    | L | 1-6      |
| 4/24/1980   | A    | L | 1-3      |
| 3/29/1981   | A    | L | 3-12     |
| 4/4/1981    | H    | W | 18-6     |
| 3/14/1982   | A    | W | 12-8     |
| 4/11/1982   | H    | L | 5-12     |
| 3/26/1983   | H    | W | 4-2      |
| 4/16/1983   | A    | W | 8-7      |
| 3/25/1984   | A    | L | 0-1      |
| 4/15/1984   | H    | L | 3-14     |
| 4/18/1984 # | (13) | L | 0-10     |
| 3/17/1985   | H    | W | 22-6     |
| 3/23/1985   | A    | L | 2-3      |
| 4/18/1985 # | (27) | W | 7-0      |
| 3/21/1986   | H    | L | 4-6      |
| 3/30/1986   | A    | L | 1-2      |
| 4/5/1986    | H    | L | 1-2      |
| 4/11/1987   | A    | L | 3-21 (7) |
| 4/11/1987   | A    | L | 3-5 (7)  |
| 5/13/1987 # | (14) | L | 2-4      |
| 4/10/1988   | A    | L | 3-21     |
| 4/16/1988   | H    | L | 8-13     |
| 4/17/1988   | H    | W | 12-11    |
| 5/13/1988 # | (14) | W | 6-1      |
| 3/31/1989   | H    | W | 14-7     |
| 4/8/1989    | A    | L | 4-9      |
| 5/15/1989 # | (14) | L | 8-11     |
| 3/23/1990   | A    | L | 1-10     |
| 3/24/1990   | A    | L | 6-7      |
| 3/25/1990   | A    | W | 12-7     |
| 5/12/1990 # | (14) | W | 14-1     |
| 4/19/1991   | H    | W | 8-4      |
| 4/20/1991   | H    | W | 6-2      |
| 4/21/1991   | H    | L | 1-2      |
| 5/11/1991 # | (14) | W | 4-3      |
| 4/17/1992   | A    | W | 5-1      |
| 4/18/1992   | A    | L | 3-6      |
| 4/19/1992   | A    | L | 1-2      |
| 4/17/1993   | H    | L | 2-4 (7)  |
| 4/17/1993   | H    | L | 2-8 (7)  |
| 4/18/1993   | H    | L | 3-8      |
| 5/15/1993 # | (14) | L | 5-7      |
| 3/25/1994   | A    | L | 6-8      |
| 3/26/1994   | A    | L | 2-3      |
| 3/27/1994   | A    | L | 8-20     |
| 3/24/1995   | H    | L | 5-7      |
| 3/25/1995   | H    | W | 10-8     |
| 3/26/1995   | H    | L | 4-8      |
| 3/9/1996    | A    | W | 12-1     |
| 3/10/1996   | A    | L | 3-9      |
| 3/10/1996   | A    | L | 0-1(7)   |
| 5/15/1996 # | (13) | W | 5-1      |
| 3/21/1997   | H    | W | 6-1      |
| 3/22/1997   | H    | L | 3-0      |
| 3/23/1997   | H    | W | 5-4      |

|             |      |   |          |
|-------------|------|---|----------|
| 5/14/1997 # | (25) | L | 2-4      |
| 3/21/1998   | A    | L | 2-14     |
| 3/22/1998   | A    | L | 5-6      |
| 3/22/1998   | A    | W | 9-7 (7)  |
| 5/14/1998 # | (13) | L | 1-4      |
| 3/26/1999   | H    | L | 1-2      |
| 3/27/1999   | H    | L | 3-8      |
| 3/28/1999   | H    | W | 9-6      |
| 5/20/1999 # | (13) | L | 6-9      |
| 3/17/2000   | A    | L | 13-16    |
| 3/18/2000   | A    | L | 2-4      |
| 3/19/2000   | A    | W | 3-1      |
| 5/18/2000 # | (24) | W | 9-5 (10) |
| 3/23/2001   | H    | W | 8-7      |
| 3/24/2001   | H    | W | 10-2     |
| 3/25/2001   | H    | L | 3-10     |
| 5/18/2001 # | (24) | L | 2-6      |
| 5/17/2002   | A    | L | 2-10     |
| 5/18/2002   | A    | L | 7-12     |
| 5/18/2002   | A    | L | 8-10     |
| 5/23/2002 # | (22) | L | 5-6 (10) |
| 4/19/2003   | H    | L | 1-7      |
| 4/19/2003   | H    | L | 2-3      |
| 4/20/2003   | H    | W | 8-3      |
| 5/22/2003 # | (22) | L | 6-10     |
| 3/26/2004   | A    | W | 9-2      |
| 3/27/2004   | A    | L | 1-12     |
| 3/28/2004   | A    | L | 7-8      |
| 5/27/2004 # | (22) | L | 5-6      |
| 4/8/2005    | H    | W | 2-0      |
| 5/9/2005    | H    | L | 0-6      |
| 5/10/2005   | H    | L | 2-3      |
| 5/26/2005 # | (17) | W | 12-2 (7) |
| 3/31/2006   | A    | L | 2-10     |
| 4/1/2006    | A    | L | 9-10     |
| 4/2/2006    | A    | L | 1-8      |
| 5/25/2006 # | (17) | L | 3-4      |
| 5/11/2007   | H    | W | 4-2      |
| 5/12/2007   | H    | L | 7-10     |
| 5/13/2007   | H    | L | 6-8      |
| 5/23/2007   | (17) | W | 6-1      |
| 3/8/2008    | A    | W | 5-3 (10) |
| 3/8/2008    | A    | L | 0-2      |
| 3/9/2008    | A    | L | 2-4      |
| 4/24/2009   | H    | W | 6-2      |
| 4/25/2009   | H    | W | 6-3      |
| 4/26/2009   | H    | L | 6-7      |
| 4/2/2010    | A    | L | 5-6 (11) |
| 4/3/2010    | A    | W | 8-4      |
| 4/4/2010    | A    | L | 6-7      |
| 4/23/2011   | H    | L | 2-6      |
| 4/23/2011   | H    | W | 3-1      |
| 4/24/2011   | H    | W | 7-6      |
| 3/30/2012   | A    | L | 1-5      |
| 3/31/2012   | A    | W | 5-2      |
| 4/1/2012    | A    | L | 6-7      |
| 3/23/2013   | H    | W | 8-2      |
| 3/24/2013   | H    | W | 4-3      |
| 3/25/2013   | H    | W | 6-3      |
| 4/24/2015   | A    | W | 8-3      |
| 4/26/2015   | A    | L | 3-4      |
| 4/26/2015   | A    | L | 3-5 (10) |
| 5/23/2015 # | (4)  | L | 2-10     |
| 4/1/2016    | H    | L | 7-8      |
| 4/2/2016    | H    | W | 5-3      |
| 4/3/2016    | H    | L | 2-5      |
| 5/24/2018 # | (13) | W | 4-2      |
| 3/29/2019   | A    | W | 4-3      |
| 3/30/201    |      |   |          |



# GAME-BY-GAME SERIES HISTORY VS ACC, 2024 OPPONENTS

|                  |   |      |                  |                  |     |           |   |  |     |          |                |  |          |          |   |          |
|------------------|---|------|------------------|------------------|-----|-----------|---|--|-----|----------|----------------|--|----------|----------|---|----------|
| 5/4/1934         | A | L    | 3-16             | 4/24/1983 # (10) | L   | 4-5 (11)  | 5/16/2010   | H  | W   | 5-3      | 4/28/1980      | H  | L        | 2-5      | <b>PITTSBURGH (21-9)</b><br>H: 8-2   A: 7-5   N: 2-1  <br>UNKNOWN: 4-1<br>UNDER BOC: 16-8 |          |
| 5/3/1935 (4)     | L | 3-5  | 3/24/1984        | A                | L   | 4-10      | 5/19/2011   | A  | L   | 0-6      | 5/2/1981       | H  | W        | 4-3      |   |          |
| 5/4/1935 (4)     | W | 4-0  | 4/14/1984        | H                | L   | 1-5       | 5/20/2011   | A  | L   | 1-2      | 5/2/1981       | H  | W        | 2-0      |   |          |
| 5/1/1936         | A | L    | 2-14             | 3/16/1985        | H   | W         | 7-6   | 5/21/2011  | A   | L        | 2-3            | 4/26/1983  | A        | L        |   | 2-5      |
| 4/30/1937        | A | T    | 7-7 (12)         | 3/24/1985        | A   | L         | 5-6   | 5/28/2011 (13)   | W   | 3-2      | 4/26/1983      | A  | L        | 0-5      |   |          |
| 5/1/1937         | A | L    | 2-7              | 4/19/1985 # (27) | W   | 10-3      | 4/13/2012   | H  | L   | 1-2 (10) | 4/9/1985       | H  | W        | 5-4 (10) |   |          |
| 1938             | L | 3-6  | 3/21/1986        | H                | L   | 4-6       | 4/14/2012   | H  | L   | 2-6      | 4/23/1985      | A  | L        | 1-3      |   |          |
| 1938             | L | 5-9  | 3/29/1986        | A                | L   | 14-15     | 4/15/2012   | H  | L   | 3-5      | 4/2/1986       | H  | L        | 2-6      |   |          |
| 4/15/1939        | H | W    | 10-5             | 5/14/1986 # (13) | L   | 4-5       | 5/16/2013   | A  | W   | 10-4     | 4/24/1986      | A  | L        | 2-11     |   |          |
| 1939             | L | 4-15 | 5/16/1986 # (13) | L                | 7-9 | 5/17/2013 | A   | L  | 5-8 | 4/1/1987 | H              | W  | 4-3      |          |   |          |
| 4/25/1940        | H | L    | 3-6              | 4/12/1987        | A   | L         | 6-10  | 5/18/2013  | A   | W        | 8-7 (11)       | 4/21/1987  | A        | L        |   | 1-5      |
| 5/4/1940         | A | L    | 5-9              | 4/19/1987        | H   | L         | 1-4 (7)   | 4/18/2014  | H   | W        | 3-2            | 4/12/1988  | H        | T        |   | 3-3 (10) |
| 1941             | L | 7-8  | 4/19/1987        | H                | L   | 1-9 (7)   | 4/19/2014   | H  | W   | 3-1      | 3/29/1989      | H  | W        | 9-8      |   |          |
| 4/23/1942        | H | L    | 1-18             | 4/9/1988         | A   | L         | 1-12 (7)  | 4/20/2014  | H   | L        | 2-4            | 4/25/1989  | A        | W        |   | 10-4     |
| 5/2/1942         | A | L    | 2-5              | 4/9/1988         | A   | W         | 13-5 (7)  | 5/23/2014 # (4)  | W   | 3-2      | 3/1/1990       | A  | L        | 5-7      |   |          |
| 5/1/1943 (4)     | W | 10-8 | 4/15/1988        | A                | L   | 9-14      | 5/14/2015   | A  | W   | 2-1 (10) | 3/21/1990      | H  | L        | 6-8      |   |          |
| 4/11/1946        | H | L    | 5-6              | 5/11/1988 # (14) | L   | 1-13      | 5/15/2015   | A  | W   | 6-2      | 3/5/1991       | A  | L        | 2-5      |   |          |
| 4/4/1947         | A | W    | 5-3              | 4/1/1989         | H   | L         | 3-4 (10)  | 5/16/2015  | A   | W        | 8-2            | 4/30/1991  | H        | L        |   | 6-9      |
| 5/8/1947         | H | L    | 5-6              | 4/2/1989         | H   | L         | 5-10  | 4/15/2016  | H   | W        | 7-4            | 3/4/1992   | A        | L        |   | 0-3      |
| 3/26/1948        | A | L    | 1-3              | 4/9/1989         | A   | L         | 4-5 (14)  | 4/16/2016  | H   | L        | 1-8            | 4/28/1992  | H        | W        |   | 4-1      |
| 5/6/1948         | H | W    | 4-0              | 4/13/1990        | H   | L         | 7-10 (11)   | 4/17/2016  | H   | W        | 15-9           | 3/30/1993  | H        | L        |   | 2-6 (7)  |
| 4/14/1949        | A | L    | 5-6              | 4/14/1990        | H   | L         | 7-13  | 3/10/2017  | A   | L        | 4-9            | 3/30/1993  | H        | L        |   | 3-6 (7)  |
| 5/7/1949         | H | T    | 6-6              | 4/15/1990        | H   | W         | 6-5   | 3/11/2017  | A   | W        | 2-1            | 3/23/1994  | A        | L        |   | 8-12     |
| 5/4/1950         | H | W    | 9-4              | 5/15/1990 # (14) | L   | 3-7       | 3/11/2017   | A  | L   | 2-12     | 2/23/1995      | A  | L        | 0-18     |   |          |
| 3/22/1951        | A | W    | 5-4              | 4/12/1991        | A   | L         | 1-3   | 4/13/2018  | H   | W        | 4-0            | 3/29/1995  | H        | L        | 2-13  |          |
| 3/22/1952        | A | L    | 0-5              | 4/13/1991        | A   | L         | 4-6   | 4/14/2018  | H   | L        | 6-8            | 2/19/1996  | H        | W        | 3-2   |          |
| 4/18/1953        | H | L    | 5-8              | 4/14/1991        | A   | W         | 7-1   | 4/14/2018  | H   | L        | 6-12           | 3/27/1997  | A        | L        | 5-9   |          |
| 3/24/1954        | A | L    | 0-2              | 5/13/1991 # (14) | W   | 5-1       | 4/26/2019   | A  | W   | 12-5     | 3/25/1998      | H  | L        | 6-7      |   |          |
| 4/29/1955        | H | L    | 2-7              | 4/10/1992        | H   | L         | 5-7   | 4/27/2019  | A   | L        | 4-5            | 2/24/1999  | A        | L        | 0-1   |          |
| 4/13/1956        | A | L    | 1-15             | 4/11/1992        | H   | L         | 4-5   | 4/28/2019  | A   | L        | 4-5            | 2/16/2000  | H        | T        | 14-14 (8)   |          |
| 4/9/1957         | H | L    | 1-6              | 4/12/1992        | H   | W         | 13-3  | 5/22/2019 (13)   | L   | 2-3 (10) | 2/22/2002 (36) | W  | 12-4     |          |   |          |
| 4/10/1957        | A | L    | 4-5              | 4/9/1993         | A   | L         | 4-9   | 2/25/2021  | A   | L        | 2-3            | 3/14/2002  | A        | L        | 2-4   |          |
| 5/3/1958         | A | L    | 1-7              | 4/10/1993        | A   | L         | 1-4   | 2/26/2021  | A   | L        | 1-2            | 4/15/2003  | H        | W        | 8-3   |          |
| 5/10/1958        | H | L    | 7-15             | 4/11/1993        | A   | L         | 2-9   | 2/27/2021  | A   | W        | 3-2            | 3/17/2004  | A        | L        | 4-5   |          |
| 5/2/1959         | H | L    | 3-15             | 4/8/1994         | H   | L         | 1-2   | 4/22/2022  | H   | W        | 4-2            | 2/16/2005  | A        | L        | 6-9   |          |
| 5/8/1959         | A | L    | 2-5              | 4/9/1994         | H   | L         | 1-2   | 4/23/2022  | H   | W        | 11-7 (10)      | 2/23/2005  | H        | W        | 8-0   |          |
| 4/25/1960        | A | L    | 0-13             | 4/10/1994        | H   | L         | 6-8   | 4/24/2022  | H   | W        | 10-3           | 2/15/2006  | H        | L        | 1-5   |          |
| 5/3/1960         | A | L    | 8-11             | 3/17/1995        | A   | L         | 0-5   | 3/10/2023  | A   | W        | 7-3            | 5/16/2006  | A        | W        | 11-10   |          |
| 5/6/1961         | H | W    | 4-2              | 3/18/1995        | A   | L         | 11-12 (10)  | 3/11/2023  | A   | W        | 8-4            | 2/27/2008  | H        | W        | 7-3   |          |
| 5/6/1961         | H | W    | 7-2              | 3/19/1995        | A   | L         | 5-6   | 3/11/2023  | A   | L        | 0-6            | 4/17/2013  | H        | W        | 10-9 (10)   |          |
| 4/21/1962        | A | W    | 2-1              | 3/23/1996        | H   | W         | 15-0  | 5/25/2023  | N   | L        | 2-10           | 4/1/2014   | H        | W        | 7-1   |          |
| 5/5/1962         | H | W    | 11-5             | 3/24/1996        | H   | L         | 4-5   | <b>NOTRE DAME (11-9)</b><br>H: 4-5   A: 5-1   N: 2-3<br>UNDER BOC: 8-7 |     |          |                | 4/29/2014  | A        | L        | 1-8   |          |
| 4/27/1963        | H | W    | 5-2              | 3/25/1996        | H   | W         | 9-7   | 3/22/1991  | H   | W        | 12-6 (7)       | 3/11/2015  | H        | L        | 5-14  |          |
| 5/4/1963         | A | L    | 4-12             | 4/18/1997        | A   | L         | 4-6   | 3/24/1991  | H   | L        | 0-12 (7)       | 4/28/2015  | A        | L        | 1-3   |          |
| 4/25/1964        | H | L    | 0-1              | 4/19/1997        | A   | W         | 13-2  | 3/24/1991  | H   | W        | 5-2            | 3/30/2016  | H        | L        | 4-5   |          |
| 5/2/1964         | A | L    | 4-9              | 4/20/1997        | A   | L         | 9-11 (12)   | 5/23/1996+ (23)  | L   | 1-12     | 4/26/2016      | A  | W        | 8-4      |   |          |
| 5/8/1965         | H | W    | 5-2              | 3/27/1998        | H   | L         | 5-6   | 5/25/1996+ (23)  | W   | 7-1      | 4/4/2017       | H  | W        | 18-5     |   |          |
| 5/15/1965        | A | L    | 2-3              | 3/28/1998        | H   | W         | 18-5  | 3/28/2015  | A   | W        | 9-1            | 4/3/2018   | H        | W        | 4-0   |          |
| 4/23/1966        | A | L    | 2-3              | 3/29/1998        | H   | W         | 12-7  | 3/28/2015  | A   | W        | 4-2            | 4/2/2019   | H        | W        | 4-2   |          |
| 5/7/1966         | H | L    | 1-2              | 4/16/1999        | A   | L         | 9-10  | 3/29/2015  | A   | W        | 5-4            | 6/6/2021+ (49)   | W        | 8-3      |   |          |
| 4/14/1967        | H | L    | 1-7              | 4/17/1999        | A   | L         | 2-3   | 5/22/2015# (4)   | L   | 2-8      | 6/8/2021+ (49) | W  | 4-3 (10) |          |   |          |
| 5/5/1967         | A | L    | 1-2 (10)         | 4/18/1999        | A   | L         | 5-6   | 4/21/2017  | H   | W        | 14-4           | 4/12/2022  | H        | L        | 2-9   |          |
| 4/6/1968         | A | L    | 2-3              | 4/21/2000        | H   | W         | 6-5   | 4/21/2017  | H   | L        | 2-8            | 3/28/2023  | H        | W        | 8-1   |          |
| 4/6/1968         | A | W    | 4-1              | 4/22/2000        | H   | L         | 4-5   | 4/22/2017  | H   | W        | 9-0            | <b>PENN STATE (15-10)</b><br>H: 11-3   A: 1-1   N: 1-0  <br>UNKNOWN: 2-6<br>UNDER BOC: 4-1 |          |          |   |          |
| 5/10/1968        | H | L    | 0-6              | 4/23/2000        | H   | W         | 10-6  | 4/5/2019   | A   | L        | 2-5            | 1894   | W        | 14-4     |   |          |
| 4/25/1969        | H | L    | 1-3              | 4/13/2001        | A   | L         | 6-10  | 4/6/2019   | A   | W        | 12-7           | 1905   | L        | 2-13     |   |          |
| 4/25/1969        | H | L    | 1-6              | 4/14/2001        | A   | L         | 6-7   | 4/6/2019   | A   | W        | 6-5            | 1906   | L        | 1-5      |   |          |
| 5/10/1969        | A | L    | 0-5              | 4/15/2001        | A   | W         | 5-2   | 3/13/2021  | H   | L        | 4-12           | 1908   | L        | 5-9      |   |          |
| 3/3/1970         | H | L    | 1-7              | 3/29/2002        | H   | L         | 4-15  | 3/14/2021  | H   | L        | 3-8            | 1921   | L        | 2-14     |   |          |
| 4/25/1970        | A | L    | 0-4 (7)          | 3/30/2002        | H   | L         | 0-5   | 5/28/2021# (48)  | W   | 14-1     | 1923           | L  | 1-9      |          |   |          |
| 4/25/1970        | A | W    | 6-1 (7)          | 3/31/2002        | H   | W         | 8-3   | 5/27/2022# (48)  | L   | 0-3      | 1927           | W  | 3-2      |          |   |          |
| 4/24/1971        | A | L    | 5-12             | 5/22/2002 # (22) | L   | 10-11     | <b>OLD DOMINION (33-34-2)</b><br>H: 20-13-2   A: 9-18   N: 3-0  <br>UNKNOWN: 1-3<br>UNDER BOC: 12-8 |  |     |          | 1933           | L  | 2-5      |          |   |          |
| 4/27/1971        | H | W    | 5-4              | 5/16/2003        | A   | W         | 6-4   | 3/29/1965  | L   | 1-9      | 2/16/1997 (37) | W  | 12-4     |          |   |          |
| 4/9/1972         | A | L    | 1-8              | 5/16/2003        | A   | L         | 3-4 (10)  | 4/7/1966   | L   | 3-6      | 2/21/1998      | H  | W        | 5-2      |   |          |
| 3/24/1973        | H | L    | 5-6              | 5/17/2003        | A   | W         | 7-5 (10)  | 4/13/1967  | L   | 4-5      | 2/21/1998      | H  | W        | 8-2      |   |          |
| 4/8/1973         | A | L    | 2-6              | 3/19/2004        | H   | L         | 3-5 (11)  | 4/15/1968  | W   | 2-1      | 2/22/1998      | H  | W        | 9-4      |   |          |
| 4/21/1974        | A | L    | 0-5              | 3/20/2004        | H   | L         | 4-8   | 3/28/1969  | A   | L        | 2-5            | 2/20/1999  | H        | W        | 6-3   |          |
| 4/21/1974        | A | L    | 5-6              | 3/21/2004        | H   | W         | 6-2   | 5/13/1970  | H   | W        | 6-3            | 2/20/1999  | H        | W        | 4-3   |          |
| 4/5/1975         | A | L    | 1-5              | 4/1/2005         | A   | L         | 7-8 (14)  | 4/2/1971   | A   | W        | 9-6            | 2/24/2001  | H        | W        | 15-4  |          |
| 4/20/1975        | H | W    | 3-2              | 4/2/2005         | A   | L         | 5-10  | 5/5/1972   | H   | L        | 4-6            | 2/24/2001  | H        | W        | 6-5   |          |
| 4/24/1975 #      | A | L    | 2-5              | 4/3/2005         | A   | L         | 2-3 (11)  | 4/30/1973  | A   | W        | 7-5            | 2/25/2001  | H        | L        | 6-7   |          |
| 4/3/1976         | H | L    | 0-19             | 5/12/2006        | H   | W         | 4-1   | 3/28/1974  | H   | W        | 7-3            | 5/15/2002  | A        | W        | 12-4 (7)  |          |
| 4/18/1976        | A | L    | 3-4              | 4/13/2006        | H   | L         | 0-5   | 5/15/1972  | H   | L        | 4-6            | 5/15/2002  | A        | L        | 11-12 (7)   |          |
| 4/22/1976 # (15) | W | 8-6  | 5/14/2006        | H                | W   | 9-2       | 4/14/1976   | H  | W   | 16-5     | 2/21/2004      | H  | W        | 7-1      |   |          |
| 4/15/1977        | H | W    | 8-3              | 3/17/2007        | A   | W         | 7-2 (11)  | 4/13/1977  | A   | W        | 16-0           | 2/22/2004  | H        | L        | 3-8   |          |
| 4/15/1977        | H | L    | 4-7              | 3/18/2007        | A   | W         | 9-6   | 4/5/1978   | H   | W        | 12-4           | 3/4/2022   | H        | W        | 10-1  |          |
| 4/2/1978         | H | L    | 11-12            | 3/18/2007        | A   | L         | 4-9   | 4/29/1979  | A   | W        | 6-4            | 3/5/2022   | H        | W        | 10-4  |          |
| 4/8/1978         | A | W    | 8-4              | 5/26/2007 (17)   | L   | 0-5       | 3/29/2009   | A  | L   | 5-6      | 3/6/2022       | H  | W        | 13-1     |   |          |
| 4/7/1979         | A | L    | 2-4              | 5/9/2008         | H   | L         | 3-9   | 4/29/1979  | A   | W        | 10-5           |  |          |          |   |          |
| 4/22/1979        | H | W    | 3-2              | 5/10/2008        | H   | L         | 2-5   | 3/24/1980  | A   | W        | 7-5            |  |          |          |   |          |
| 3/22/1980        | H | L    | 6-11             | 5/11/2008        | H   | W         | 5-4 (6)   |  |     |          |                |  |          |          |   |          |
| 3/28/1981        | A | W    | 9-8              | 5/21/2008 (17)   | W   | 8-7 (11)  |   |  |     |          |                |  |          |          |   |          |
| 3/16/1982        | A | L    | 2-5              | 3/27/2009        | A   | L         | 3-4   |  |     |          |                |  |          |          |   |          |
| 4/10/1982        | H | W    | 9-8              | 3/28/2009        | A   | W         | 5-2   |  |     |          |                |  |          |          |   |          |
| 4/21/1982 #      | A | W    | 6-3              | 3/29/2009        | A   | L         | 5-6   |  |     |          |                |  |          |          |   |          |
| 4/25/1982 #      | A | L    | 2-3 (12)         | 5/22/2009 (13)   | W   | 11-1 (8)  |   |  |     |          |                |  |          |          |   |          |
| 4/17/1983        | A | L    | 5-11 (7)         | 5/15/2010        | H   | W         | 3-2   |  |     |          |                |  |          |          |   |          |
| 4/17/1983        | A | L    | 0-8 (7)          | 5/15/2010        | H   | W         | 5-1   |  |     |          |                |  |          |          |   |          |







# GAME-BY-GAME SERIES HISTORY VS ACC, 2024 OPPONENTS

|           |   |   |          |
|-----------|---|---|----------|
| 2/28/1992 | A | W | 8-7      |
| 3/6/1992  | H | L | 1-8 (6)  |
| 3/9/1993  | A | W | 13-8     |
| 4/20/1993 | H | L | 5-9      |
| 3/8/1994  | A | W | 5-3      |
| 4/11/1995 | H | W | 7-4      |
| 2/18/1997 | A | W | 11-2     |
| 3/26/1997 | H | W | 14-4     |
| 3/4/1998  | H | W | 18-4     |
| 4/16/1998 | A | W | 5-1      |
| 3/2/1999  | H | L | 5-8      |
| 2/29/2000 | A | L | 3-9      |
| 2/27/2001 | H | L | 5-10     |
| 2/27/2002 | H | W | 5-3      |
| 3/19/2003 | H | W | 6-0      |
| 4/6/2004  | A | W | 11-9     |
| 4/27/2005 | H | W | 9-4      |
| 2/20/2007 | H | W | 17-2     |
| 4/23/2008 | H | L | 5-6      |
| 2/24/2009 | H | W | 11-1     |
| 3/10/2010 | A | W | 12-6     |
| 3/16/2010 | H | W | 9-1      |
| 3/1/2011  | H | W | 9-0      |
| 2/21/2012 | H | W | 6-5 (11) |
| 2/19/2013 | H | W | 11-2     |
| 2/16/2014 | A | W | 17-2     |
| 4/16/2014 | H | W | 11-2     |
| 4/15/2015 | H | W | 3-2      |
| 3/1/2016  | H | W | 16-8     |
| 6/3/2016+ | H | W | 17-4     |
| 6/5/2016+ | H | L | 4-5      |
| 2/28/2017 | H | W | 11-3     |
| 2/28/2018 | H | W | 4-3 (11) |
| 2/26/2019 | H | L | 3-9      |
| 2/25/2020 | H | W | 8-5      |
| 4/6/2021  | H | W | 7-6 (12) |
| 3/1/2022  | H | W | 12-0     |
| 3/7/2023  | H | W | 7-3      |

- 1 - Norfolk, Va.
- 2 - Washington, D.C.
- 3 - Annapolis, Md.
- 4 - Greensboro, N.C.
- 5 - Richmond, Va.
- 6 - Gastonia, N.C.
- 7 - Front Royal, Va.
- 8 - Statesboro, Ga.
- 9 - East Carolina University
- 10 - Chapel Hill, N.C.
- 11 - Rollins College, Orlando, Fla.
- 12 - Madison, Va.
- 13 - Durham, N.C.
- 14 - Greenville, S.C.
- 15 - Clemson, S.C.
- 16 - Auburn Univ.
- 17 - Jacksonville, Fla.
- 18 - Lynchburg, Va.
- 19 - Pulaski, Va.
- 20 - Florida A&M, Tallahassee, Fla.
- 21 - Prince William, Va.
- 22 - Salem, Va.
- 23 - Tuscaloosa, Ala.
- 24 - Fort Mill, S.C.
- 25 - St. Petersburg, Fla.
- 26 - Corvallis, Ore.
- 27 - Atlanta, Ga.
- 28 - Coral Gables, Fla.
- 29 - Fullerton, Calif.
- 30 - Irvine, Calif.
- 31 - Oxford, Miss.
- 32 - Omaha, Neb.
- 33 - Madison Heights, Va.
- 34 - Raleigh, N.C.
- 35 - Orlando, Fla.
- 36 - Charleston, S.C.
- 37 - Wilmington, N.C.
- 38 - Chicago, Ill.
- 39 - Danville, Va.
- 40 - Washington D.C.
- 41 - Conway, S.C.
- 42 - Houston, Texas
- 43 - Orlando, Fla. (UCF)
- 44 - Radford, Va.
- 45 - Scottsdale, Ariz.
- 46 - Myrtle Beach, S.C.
- 47 - Pensacola, Fla.
- 48 - Charlotte, N.C.
- 49 - Columbia, S.C.
- 50 - Boiling Springs, N.C.

# ACC Tournament  
 + NCAA Regional  
 ^ NCAA Super Regional  
 \* College World Series

# LETTERWINNERS

**A**

Abbitt, Robert (Capt.)..... 1935-36-37  
 Abbott, Andrew..... 2018-19-20-21  
 Abel, Nathaniel..... 2012  
 Adams, David..... 2006-07-08  
 Adkins, John..... 1963  
 Aichholz, Don..... 1950-51-52  
 Albright, Kevin..... 1996  
 Allen, Tyler..... 2014  
 Allocca, Will..... 2018-19  
 Altemus, Broden Brook..... 1946-48-50  
 Amaro, Rob..... 2011-12  
 Anderson, E.J..... 1995-96-97-98  
 Anderson, Ethan..... 2022-23  
 Anderson, Peter Matthew..... 1973-74-75  
 Anderson, Robert Steven..... 1976-77  
 Anderson, T.B.H..... 1912-13  
 Angle, Eugene C..... 1963-64-65  
 Angus, Herman T..... 1965  
 Antoncic, Josh..... 1992-93  
 April, Benjamin..... 1928-29  
 Arey, Mark..... 1995  
 Arico, Kevin..... 2008-09-10  
 Arnette, Clyde Eugene..... 1966  
 Arnold, Charles..... 1956-57  
 Arnold, George B..... 1925-26-27  
 Ashby, Benjamin C., Jr..... 1937-38  
 Atkinson, William E..... 1928-29  
 Avery, Matt..... 2003-04-05  
 Ayres, Elmer Vincent..... 1936-37-38

**B**

Baber, Billy..... 1999  
 Babyak, Richard Preston..... 1943-44  
 Bailey, Rives (Capt.)..... 1954-55-56  
 Bain, Kirk..... 1950  
 Baker, Chris..... 2023  
 Baldino, Jacob..... 2020  
 Bales, Blake..... 2019-20-21  
 Ballestero, Tate..... 2020-21  
 Ballard, Mike..... 2003-04-05-06  
 Bangel, Herbert K..... 1947  
 Barbary, Travis..... 1990-91-92-93  
 Barbee, Allan..... 1954  
 Barbee, Melvin..... 1978-79-80-81  
 Barger, John E..... 1959-60-61  
 Barr, John..... 2008-09-10-11  
 Barth, Dennis Gerald..... 1984-85  
 Basara, Michael Brian..... 1986-87-88  
 Baugh, Randy..... 1992  
 Bayha, Bill..... 1988-89-90-91  
 Bazzarre, John (Mgr.)..... 1953-54  
 Beale, Samuel Edward..... 1969-71  
 Bear, Clay F..... 1947-48  
 Beard, Donald S..... 1926-27-28  
 Benick, Jonathan..... 1999-00-01  
 Bennie, Robert..... 2013  
 Berkeley, N..... 1916  
 Berner, William..... 1947-48-49  
 Bernstein, Daniel (Capt.).. 1972-73-74-75  
 Bernstine, Matt..... 2005-06  
 Berry, Jake..... 2021-22-23  
 Berry, Tom..... 1954-55  
 Berry, William Thomas..... 1976  
 Bettinger, Alec..... 2014-15-16-17  
 Biddix, Tyler..... 2008-09-10-11  
 Biggs, Charles William..... 1982-83-84-85  
 Bimmerle, John..... 1991-92  
 Blackburn, Thomas Huntington.. 1970-71  
 Blackney, J.P..... 1911  
 Blakely, Drew..... 2017-18-19  
 Blanco, Evan..... 2023  
 Boger, Bruce A..... 1968-69  
 Bonney, William..... 1955  
 Bono, Chris..... 1998  
 Booker, Bodley (Mgr.)..... 1940  
 Booker, William Jeffery..... 1984-85  
 Boozer, William M..... 1950  
 Bouldin, Curtis Frye (Capt.) ... 1934-35-36  
 Bowen, William T..... 1928-29-30  
 Bowers, Dylan..... 2022  
 Bowling, Josh..... 1997-98-99  
 Boyer, John (Mgr.)..... 1949-50  
 Boyer, Michael D..... 1960  
 Bozorth, John Clyde..... 1933-34  
 Bracht, Albert Steven..... 1971-72-73-74  
 Bransford, Pat..... 1993-94-95-96  
 Brant, A.T. (Mgr.)..... 1907

Bratt, David Jefferson..... 1970-71-72-73  
 Brennan, Michael Brian..... 1988-89-90  
 Brewer, Walter J. C..... 1932-33-34  
 Brewer, Ward W..... 1931-32-33  
 Brindle, Stephen (Capt.)... 1970-71-72-73  
 Bronaugh, Samuel M..... 1924-25  
 Brown, Charles Lee..... 1942  
 Brown, James Dall, Jr..... 1936  
 Brown, Percy H..... 1927-28-29-30  
 Brown, Ray..... 1950  
 Brown, Rodney..... 1959  
 Brugmann, William..... 1943  
 Bruno, Stephen..... 2010-11-12  
 Bryan, R.C..... 1944  
 Bryant, Herbert..... 1931  
 Bryant, Stephen Robert..... 1968-69-70  
 Buchanan, Brian..... 1992-93-94  
 Buchanan, Matthew..... 2022-23  
 Buecler, Reid..... 1995  
 Bugnar, Ronnie G. (Capt.)..... 1965-66-67  
 Burcham, Timothy Lee..... 1983-84-85  
 Burnes, Justin I..... 1939-40-41  
 Burrow, Addie..... 2021-22  
 Busch, Herbert..... 1957-58-59  
 Butler, Tony..... 2014  
 Byrd, William E., Jr..... 1929-30

**C**

Cabaniss, W.H..... 1909-10-11  
 Cabell, Robert, III..... 1926-27-28-29-30  
 Caine, Robert..... 1946-47-48  
 Callaway, PA..... 1915-16  
 Camp, R.G. (Mgr.)..... 1907  
 Campagna, Mike..... 2005-06  
 Campbell, Will..... 2007-08-09  
 Canady, Joel..... 1994-95-96  
 Cannon, Tyler..... 2007-08-09-10  
 Cappelmann, John..... 1993-94-95-96  
 Cardwell, Bickerton W..... 1927-28-29  
 Cardwell, Vincent..... 1933-34-35  
 Carr, David W..... 1946-47-48-49  
 Carraway, Andrew (Capt.).. 2006-07-08-09  
 Carleton, Walter M..... 1965  
 Carrington, A.B., Jr..... 1918  
 Carrington, Edward..... 1965  
 Carrington, Richard A., Jr..... 1922  
 Carter, Arlen..... 1952-53  
 Carter, Francis Edward..... 1934-35  
 Carter, Hill, Jr (Mgr.)..... 1967-68  
 Carter, T.C., Jr..... 1911-12-13  
 Casey, Derek..... 2015-17-18  
 Cave, Alexander M..... 1941-42-43  
 Cave, George Fielding..... 1976-79  
 Cave, Richard Scott (Mgr.)..... 1976  
 Chandler, B.F..... 1907  
 Chandler, Eric..... 2005  
 Chapman, Denny..... 1998-99  
 Charles, David H..... 1947-48-49  
 Charles, Roger..... 1932-33  
 Christensen, Eric..... 2001-02-03  
 Christian, Andrew H..... 1942  
 Clarke, James Kevin..... 1981-82-83-84  
 Clay, Matt..... 1998  
 Clement, Ernie..... 2015-16-17  
 Close, Oscar T..... 1929  
 Cody, Charlie..... 2015-16-17-18  
 Cogswell, Branden..... 2012-13-14  
 Cohen, Irvin R..... 1938  
 Cohn, Greg..... 1991  
 Coleman, David..... 2008-09-10-11  
 Collins, Ty..... 2001-02  
 Coman, Robbie..... 2013-14-15-16-17  
 Comer, Cameron..... 2016-17-18-19  
 Cook, Jason Alexander..... 1990-91-92-93  
 Cook, Robert Thomas..... 1978  
 Cooke, Addison Barnwell..... 1956  
 Conner, Doug..... 2000  
 Costello, Charles..... 1930  
 Cotier, Max..... 2020-21-22  
 Coughlin, Tim (Capt.)..... 1992-93-94  
 Counts, David F..... 1967-68-69  
 Counts, Justin..... 1993-94-95-96  
 Courtney, Tommy..... 2023  
 Cowan, Jake..... 2008  
 Cowgill, Joseph M..... 1935-36-37  
 Crawford, C.B..... 1907-08-09-10  
 Creswell, Brandon..... 1998-99-00-01  
 Crowley, Thomas..... 1990-91-92-93

Crighton, George..... 1957  
 Crockett, Kyle..... 2011-12-13  
 Cropper, Lannie, Jr. (Capt.)... 1978-79-80  
 Cubbage, Michael Lee..... 1969-70-71  
 Cunha, Stephen Manuel..... 1989-90-91  
 Cunningham, John Parks..... 1972-73-75  
 Curtis, William W. (Capt.)..... 1965-66-67  
 Cusick, Derrick..... 1991-92-93-94

**D**

Dall, Francis Lynn..... 1975-76  
 Dalton, T.P..... 1907  
 Dan, Terry Alan..... 1969-70-71-72  
 Daneker, Pat..... 1995-96  
 Darby, Josh..... 2004-05  
 Darlington, Fred L..... 1926-27  
 Davenport, Ted (Capt.)..... 1950-51-52  
 Davidson, Walter Victor, Jr..... 1934-35  
 Davis, Neal..... 2007-08-09-10  
 Davis, Will..... 2001  
 Dawson, Cooper..... 1931  
 Dawson, Doyle..... 1955-57  
 Deal, Louis L..... 1924  
 DeBoe, Joel (Capt.)..... 1968-69  
 Deitrick, William A..... 1923-24-25-26  
 Dement, Robert Warren..... 1984-85-86  
 Derian, Paul S..... 1944-46-47-50  
 Dent, Clarence Rodgers..... 1930-31  
 DeVenny, James W..... 1960  
 Devane, Dave..... 1991-92-93  
 Didawick, Harrison..... 2023  
 Diffey, A.C. Carter..... 1925-26-27  
 Dillard, Hardy..... 1960-61  
 Dillow, Mason..... 2022  
 Dobies, Andrew..... 2002-03-04  
 Dodson, James R., Jr (Capt.)... 1939-40-41  
 Doering, Don Alban..... 1976  
 Doherty, Kevin..... 2013-14-15-16  
 Dohner, John..... 1952-53  
 Donahue, Grant..... 2016-17-18-19  
 Doolittle, Sean..... 2005-06-07  
 Doughy, Matt..... 2015  
 Douglas, M.T..... 1911-12-13  
 Dowhower, Brian..... 1990  
 Dowhower, Deron..... 1991-92-93  
 Downes, Brandon..... 2012-13-14  
 Doyle, David Scott..... 1976  
 Doyle, Tommy..... 2015-16-17  
 Dozier, Doak..... 2016  
 Drissel, Virgil Homer (Capt.).. 1932-33-34  
 Drummond, H.C..... 1916  
 Duff, David Arnold..... 1977-78-79  
 Duke, Lee Monroe, II (Mgr.)..... 1976  
 Duncan, Columbus, Jr..... 1976-77-78  
 Dunn, David H..... 1929  
 Dunn, J. Willcox..... 1920-21-22  
 Dunn, Matt..... 2003-04  
 Dvorak, W..... 1956

**E**

Early, Connelly..... 2023  
 Eason, Connor..... 2016  
 East, Jeffrey Glenn..... 1983  
 Edgington, Brian..... 2023  
 Edmunds, James, III..... 1936-37-38  
 Edwards, William..... 1954-55-56  
 Effertz, Joel..... 2012  
 Eikhoff, Nate..... 2016-17-18-19  
 Eisenman, Arthur F., Jr..... 1950  
 Ellington, Samuel E (Capt.) ... 1946-47  
 Elliott, Carleton..... 1949  
 Ellis, Charles W..... 1950  
 Ellis, James Lindell..... 1930  
 Ellis, Jordan..... 2005  
 Ellis, Robert Anthony..... 1974-75  
 Emerson, Robert Marye..... 1975-76-77  
 Erbaugh, Douglas William..... 1981  
 Evans, Hugh McCloskey..... 1988  
 Evans, Kerr Stewart, Jr..... 1966-67-68  
 Evans, Tom P..... 1948-49-50

**F**

Fahy, Kevin..... 1994  
 Farmer, Paul..... 1927  
 Farquhar, Norman..... 1941-42  
 Farrell, Jeremy..... 2006-07-08  
 Farson, George W..... 1960-61-62  
 Fay, R.R..... 1919

Fayonsky, Sam W..... 1928  
 Fechter, William C..... 1942  
 Fiegel, Todd Andrew..... 1989-90-91  
 Finlay, E..... 1912-13  
 Fisher, Chad..... 2004  
 Fisher, Derek..... 2012-13-14  
 Fisher, Stanford A..... 1961  
 Fitchett, M.S..... 1910-11-13-14-15  
 Fitz-Hugh, G.S., Jr. (Mgr.)..... 1961  
 Fitzhugh, Donald Lewis..... 1935  
 Fletcher, G.R..... 1931-32-33  
 Florio, Joe..... 2005  
 Floyd, E.N. (Mgr.)..... 1910  
 Floyd, Mike..... 1999-00  
 Ford, Kevin..... 1993-94-95-96  
 Forst, John J..... 1949-50  
 Forsy, Joseph..... 1954-55-56  
 Foster, Henry P..... 1923-24  
 Fox, Robert D..... 1961-62  
 Friedberg, Samuel..... 1926-27-28  
 Fulton, W.H..... 1907-08-09  
 Fuqua, Michael Bond..... 1985-86

**G**

Gale, Christopher..... 2001-02-03-04  
 Galloway, John..... 1994-95-96  
 Gammon, F.A..... 1914-15-16  
 Gammon, Larry J..... 1964-65-67  
 Gardner, Scott Alan..... 1973-74-75  
 Garland, John..... 1953-54  
 Geerdes, Will..... 2022  
 Gerstenmaier, Jack..... 2015-16-18  
 Gelof, Jake..... 2021-22-23  
 Gelof, Zack..... 2019-20-21  
 Ghrist, Jordan..... 2002-03-04  
 Gillispie, Paul..... 2001-02-03-04  
 Giraldo, Luis..... 1997-98-99-00  
 Glauber, Robert..... 1927-28  
 Godbout, Henry..... 2023  
 Goodman, Leonard..... 1944  
 Goodman, Robert..... 1989-90  
 Gonzalez, Julian..... 1996-97-98-99  
 Gordon, Geoffrey N..... 1966-68  
 Gordon, Michael..... 1979-80-81-82  
 Gosney, Luther S..... 1939-40  
 Gosselin, Phil..... 2008-09-10  
 Gowin, Terry Kent..... 1966  
 Graghani, Reed..... 2010-11-12-13  
 Grant, D.W..... 1913-14-15  
 Gravins, Thomas B..... 1958-59-60  
 Green, B., Jr..... 1914-15-16-17  
 Greene, Alex..... 2022-23  
 Greene, Gary N..... 1969  
 Greene, Wayne..... 1952  
 Greer, David Oxford..... 1968-69  
 Greham, Thomas C..... 1968  
 Greisinger, Seth..... 1994-95-96  
 Grimes, Donald R (Mgr.)..... 1964  
 Grisham, Ty..... 2002-03  
 Grounds, Holden..... 2016  
 Grovatt, Dan..... 2008-09-10  
 Grove, Brad..... 2008-09  
 Gursky, Brian..... 2022  
 Guy, David Powell..... 1985-86-87-88  
 Guyer, Brandon..... 2005-06-07  
 Gwathmey, H.H..... 1917-18-19

**H**

Haden, Gregory Keith..... 1976-77-78-79  
 Haden, Robert H..... 1941  
 Hagan, Tom..... 2003-04-05-06  
 Hall, Aza Tyndall..... 1935  
 Hall, Charles Y., Jr. (Capt.)... 1967-68  
 Hall, Franklin Woodrow, Jr..... 1984-85  
 Hall, McClure..... 1958  
 Hall, Rodney Dean..... 1973-74  
 Hall, William Edwin..... 1970-71-72  
 Hall, W.H., Jr (Capt.)..... 1956-57-58  
 Hall, Yates..... 1992-93-94  
 Halley, Shane..... 2009-10-11-12  
 Halstead, Arthur L..... 1965-66-67  
 Hamrock, Drew..... 2019-20-21-22



# LETTERWINNERS

Haney, Keith ..... 1995-96-97-98  
Hansard, Greg..... 2000-01-02-03  
Hanson, Luke..... 2023  
Hardy, Robert (Capt.)..... 1955-56-57  
Hare, Reese..... 1927  
Harman, William B..... 1939-40-41  
Harrington, Chesdin.... 2016-17-18-19-20  
Harrington, Colin..... 2011-12-13  
Harris, Duane A..... 1973  
Harris, Glenn Raymond.... 1980-81-82-83  
Harris, Stanley S..... 1950  
Harrison, Jalen..... 2017-18  
Harrison, Preston..... 1953  
Harrison, Robert E., Jr..... 1921-22  
Hartman, Chris..... 1993  
Harvey, William Lee (Capt.)... 1974-75-76  
Haseley, Adam..... 2015-16-17  
Headd, Scott..... 2002-03-04-05  
Heatwole, Gary Douglas..... 1972-73-74  
Helmer, George..... 1991-92  
Henry, Tim..... 2004-05-06-07  
Heon, Steven N. (Capt.)... 1979-80-81-82  
Hernandez, Reynaldo..... 1992  
Herndon, Ken..... 1993  
Heurich, Robert G..... 1950  
Hewitt, J.S..... 1913  
Hickman, Canon..... 2001-02-03-04  
Hicks, Ben..... 2002  
Hicks, John..... 2009-10-11  
Hicks, William Joseph..... 1952-53  
Hielig, Robert..... 1959  
Hilburn, Brian Michael..... 1970-71-72-73  
Himes, Ben..... 2000  
Hlinka, Christian..... 2018-20-21  
Hoare, Tommy Ehler (Capt.)... 1982-83-84  
Hoch, Casey..... 1991-92  
Hodges, Bradley..... 2023  
Hodges, Thomas B..... 1964  
Hodgson, Asbury Hull..... 1921  
Hodorovich, Jacob..... 2020, 2022-23  
Hoff, J.F..... 1907-08-09  
Hoffer, Martin S..... 1936  
Holden, Richard Derr..... 1978  
Holland, Howard..... 1923-24-25-26-27  
Holland, William Whitaker..... 1930  
Hollar, Barry Lynn..... 1974-75  
Hollar, Hunter Ray..... 1968-70-71  
Honaker, S.W..... 1907-08-09-11-12  
Hooff, Charles Rapley, Jr..... 1933-34-35  
Hopkins, David Mark..... 1981-82  
Hopkins, Richard L..... 1967-68  
Horton, David Scott..... 1983-84-85-86  
Horton, Ricky Neal..... 1978-79-80  
Howard, Nick..... 2012-13-14  
Howze, C.P..... 1919  
Hubbard, Garland R..... 1923-24  
Hudson, Ryan..... 2004-05-06-07  
Hume, J.S..... 1909-10-11-12  
Huff, Robert M (Capt.)..... 1947-48-49  
Hultzen, Danny..... 2009-10-11  
Hungate, Chase..... 2023  
Hunt, Corey..... 2008-09-10-11  
Hunt, Shooter..... 2005-06  
Hurrie, Mark..... 1999-00-01-02  
Hushion, John B..... 1927-28

**I**  
Inge, Clifton..... 1956-57  
Irving, Nate..... 2012-13-14

**J**  
James Philip..... 1942  
Jarecke, Robert F..... 1944-50  
Jaxel, Kevin..... 2023  
Jeffries, Thomas N..... 1927  
Jenkins, Walker..... 2020  
Johns, Douglas Alan..... 1987-88-89-90  
Johnson, Ed C..... 1958  
Johnson, J.M..... 1944  
Jones, A.P..... 1907  
Jones, Carlton Shepherd..... 1980  
Jones, Chris (Capt.)..... 1993-94  
Jones, Connor..... 2014-15-16  
Jones, Maury L..... 1954-55  
Jordan, Howard Tyler..... 1972-73-74-75  
Jordan, W.H..... 1908  
Jortland, Robert..... 1962

Joseph, Charles..... 1956-57-58  
Judkins, William L., III..... 1969-71-72

**K**  
Kahn, Sam..... 1993-94-95-96  
Kalamaya, Ryan..... 1999-00  
Kampschror, Dean..... 2023  
Kampschror, John..... 1981-82-83-84  
Kamrath, Jeff..... 2001-02-03-04-05  
Kantor, Doug..... 1988-89-90  
Karstetter, Ryan..... 2016  
Kasprzak, John F., Jr..... 1986  
Katos, Michael J..... 1966  
Kavulich, Andrew..... 1986-87-89  
Keesee, Stuart..... 1956  
Keiper, Tommy..... 1998-99-00  
Kelley, William R..... 1968  
Kemmerer, Jon..... 1995-96-97-98  
Kendall, Charles R..... 1941  
Kennedy, Casey..... 1997-98-99  
Kent, Nic..... 2019-20-21  
Keyser, Thomas Franklin..... 1975  
Kihm, Edward (Capt.)..... 1968-69-70-71  
Kindley, Wilbur A..... 1924-25-26  
King, Charles C., Jr..... 1940  
King, Jared..... 2009-11-12-13  
Kinsman, Ted..... 1995-96-97-98  
Kirby, Nathan..... 2013-14-15  
Kirk, Herbert..... 1943  
Kirkeide, Kyle..... 1996  
Kirtley, Todd..... 1982  
Kirwin, Paul..... 1952-53  
Kizer, John P..... 1938  
Kline, Branden..... 2010-11-12  
Knight, Caleb..... 2017-18  
Kolar, Kye..... 2004  
Koontz, James Andrew..... 1982-83-84-85  
Korber, Douglas John..... 1976-77  
Kosanovich, Paul..... 2019-20-21-22  
Koshansky, Joe..... 2001-02-03-04  
Koval, Barry B..... 1966  
Kowalski, Keith (Capt.)..... 1984-85-86  
Krekorian, Kent..... 2004  
Kruger, Theodore (Mgr.)..... 1949  
Kruse, Kent Todd..... 1990-91-92-93  
Kughn, Christopher J..... 1987-88-89-90  
Kuyk, Charles F.G..... 1921  
Kuyk, Dirk A..... 1920-21-22

**L**  
LaCross, David Michael..... 1972-73-74  
Laird, Adam..... 2002-03-04-05  
Lambert, Casey..... 2004-05-06-07  
Lambiotte, Jules, Jr. (Capt.)... 1962-63-64  
Landes, W.D..... 1913-14  
Lane, Fletcher..... 2000  
Lange, Joseph Anthony..... 1981-82-83  
Lange, Paul..... 1990-91  
Lankford, Frank G..... 1990-91-92-93  
LaPorta, Scott Albert..... 1982-84  
La Prise, John..... 2013-14-15  
Larison, Robert..... 1957  
Laszewski, Marion (Mgr.)..... 1955  
Latchum, Henry..... 1943  
Latham, Anthony..... 1981-82-83  
Laughlin, Dillard C..... 1950  
LaVigne, Tim..... 1997-98-99-00  
Lawler, L.F..... 1907  
Lawler, Robert P..... 1933-34  
Leachman, John P..... 1946-47-48-49  
Lebreux, Marc..... 2020-21  
Lee, Andrew..... 1996  
Lee, Charles B..... 1925-26-27-28  
Lee, Harry (Capt.)..... 1952-53-54-55  
Lee, Keith Lamont..... 1986-87-88-89  
Lee, Sam Lile..... 1931-32-33  
Lescanec, Loyde West..... 1977-78-79-80  
Levine, Ryan..... 2011  
Lewicki, Artie..... 2011-12-13-14  
Lewis, Minor Botts..... 1930  
Lile, M.C..... 1911-12-13-14  
Limburg, Pete..... 1962  
Limburg, Ronald..... 1960  
Lindner, Michael David..... 1987-88-89-90  
Linder, Steve..... 1991-92-93-94  
Linker, Robert L..... 1958

Liskey, Keith A..... 1965-66-67  
Lisle, Brett..... 2013-14  
Lohr, Charles Michael..... 1958-59-60  
Long, Maurice G., Jr..... 1930  
Long, Michael Alan..... 1987-88-89-90  
Lopez, Javier..... 1996-97-98  
Lorick, Jeff..... 2007-08-09  
Lowry, Christian..... 2015  
Lucas, John W..... 1934  
Lucas, Sean..... 2009  
Lucido, Matt..... 2004  
Luck, Samuel P, Jr. (Capt.)... 1932-33-34  
Luina, Miguel..... 2002-03-04  
Luse, Jan M..... 1969  
Luther, James H..... 1925  
Lutton, David..... 1995  
Lynch, Daniel..... 2016-17-18  
Lynch, David Wayne..... 1982-83-84-85

**M**  
Mabe, Avery..... 2022-23  
MacDonald, Alexander (Mgr.)..... 1912  
MacFarland, Benjamin S..... 1935  
Mackenzie, Charles G..... 1938  
Macon, Barclay..... 2001  
Madden, Kevin Michael (Capt.)... 1984-85  
Maddux, H.C..... 1907-08  
Mahood, Alexander M..... 1922  
Mahood, C.D..... 1918-19-20-21  
Male, Evan James..... 1935-36-37  
Malloy, Robert William..... 1983-84-85-86  
Malone, Scott Patrick..... 1989-90  
Mangum, Charles (Capt.) . 1977-78-79-80  
Maphis, Sam W..... 1924-25  
Marchetti, Louis..... 1949-50  
Marinak, Chris..... 1999-00-01-02  
Marrale, Michael, Jr..... 1987-88  
Marsh, Brandon..... 2006-07  
Marshall, Samuel B..... 1939  
Martin, Marion..... 1957-58  
Martinsen, Hans Rolf..... 1989-90-91-92  
Marvin, Robbin M. (Capt.)... 1969-70-71-72  
Marvin, Robbin..... 1999-00  
Marwitz, David Bradley..... 1984-85-86  
Masie, Henry M, Jr..... 1962-63-64  
Massimini, Michael Francis..... 1970  
Mawyer, William Ivar, Jr..... 1976  
Mayberry, Whit..... 2010-11-12-13-14  
Mayer, Grant..... 2000  
Maynard, Daniel Joseph (Capt.)... 1984-85  
Mazurek, Marty..... 1995  
McAlpine, Robert E (Mgr.)..... 1942  
McAnaney, Pat..... 2005-06-07-08  
McCall, J.E., Jr..... 1916-17-18  
McCall, J.L..... 1919-20  
McCann, William T..... 1939-40-41  
McCarthy, Jake..... 2016-17-18  
McCarthy, Joe..... 2013-14-15  
McCleary, Shawn..... 1999-00-01-02  
McClelland, Walter..... 1943  
McCormick, Hugh D..... 1928  
McCoy, Doug..... 1983  
McCoy, John..... 1944  
McCoy, Kallen..... 2001-02  
McCoy, Thomas A..... 1923-24-25-26  
McCrory, John Walter..... 1987-88-89  
McDonald, Kevin Francis..... 1986-87-88  
McGarry, Griff..... 2018-19-20-21  
McGettigan, Brian..... 1994-95-96  
McGee, Robert..... 1960  
McGrane, Eric..... 1998-99-00  
McGraw, James Albert (Mgr.)... 1970-71  
McGuire, John..... 1913  
McKay, Cullen..... 2023  
McKee, Tom (Mgr.)..... 1956-57  
McKinley, Robert A..... 1942-43  
McLaughlin, James, II (Capt.)... 1986-87  
McMahon, Harry, Jr..... 1972-73-74  
McMillan, Mark..... 1987-88-89-90  
Meadows, Terry..... 1993-94-95-96  
Meeks, Donald Marshall..... 1980-81-82  
Meleski, Mark Stephen..... 1979-80-81  
Melrose, J.T..... 1929  
Melroy, Donald James..... 1990-91-92-93  
Meola, Anthony Michael..... 1988  
Meola, Jonathan..... 2016  
Mercer, Richard Wayne..... 1983

Merchak, Daniel John..... 1969-70  
Merical, Tom..... 1997-98  
Merrill, Sereno..... 1940  
Merritt, Charles W..... 1942  
Messinger, Zach..... 2019-20-21  
Metzger, Jon..... 1998-99-00  
Meyer, Mack..... 2018  
Miceli, Joe..... 2022  
Michaels, Logan..... 2019-20-21  
Mielat, Greg..... 2006-07-08  
Mielziner, William Samuel..... 1929-30  
Millen, Robert S..... 1930  
Miller, C. Bradley..... 1982-83  
Miller, Courtney Stuart..... 1984-85-86  
Miller, James..... 1953-54  
Miller, William..... 1955  
Mitchell, Chace..... 2012  
Mitchell, Mike..... 2004-05-06-07  
Mitchell, Shawn..... 1991-92-93-94  
Moon, Norman K. (Mgr.)..... 1958  
Moore, Charles (Capt.)..... 1976-77-78-79  
Moore, James Anthony..... 1990  
Moore, J.S..... 1907-08-09  
Moore, J.F. (Mgr.)..... 1912  
Moore, Kalvin Edwin..... 1968  
Moore, Matt..... 1992-93-94-95  
Moore, Tony..... 1988-89-90  
Moran, W.G., Jr..... 1919-20  
Morey, Robert..... 2008-09-10  
Morgenthaler, Scott..... 2003-04-05  
Morris, Dewey..... 1958-59  
Morris, Tanner..... 2018-19  
Morton, J.W..... 1917-18  
Moses, H..... 1907-08  
Mount, M.B..... 1919  
Moyer, James..... 1955-56-57  
Moynihan, Matt (Mgr.)..... 2004-06  
Mullmann, Ted M..... 1952-53  
Muncy, James Lee..... 1986-87  
Murdock, Noah..... 2017-18-19  
Murray, James Kirtis, III..... 1983-84  
Musser, Jeffrey Stefan..... 1979-80  
Mustard, Joseph Carson..... 1936  
Myers, Josh..... 2003-04-05-06  
Myers, Timothy Robert..... 1987

**N**  
Narleski, William (Capt.) . 1984-85-86-87  
Nash, W.H. (Mgr.)..... 1911  
Neeck, Brandon..... 2020-21-22  
Neff, D.W..... 1912-13-14  
Neighbors, Henry..... 1944-46  
Newell, Chris..... 2020-21-22  
Newlen, Carlton D..... 1947-48  
Newmyer, Armand..... 1943  
Newton, Robert..... 2001-02  
Nichols, Frank P, Jr..... 1939-40  
Nicholson, Bobby..... 2017-18  
Nietopski, Jim..... 1982  
Niskey, Brian Patrick..... 1989-90-91  
Nistad, Peter J..... 1937-39  
Noe, Charles W..... 1946-47-48-50  
Northern, David..... 1952-53-54  
Norwood, Steven Howard..... 1976-77-78  
Novak, Justin..... 2015-16-17-18  
Novick, Joe..... 2001  
Nuckols, Bradley..... 1996-97-98-99

**O**  
O'Connor, Chad..... 2010  
O'Connor, Jack..... 2023  
O'Donnell, Ethan..... 2023  
O'Ferrall, Griff..... 2022-23  
O'Neill, Barrett..... 2012  
O'Sullivan, Kevin..... 1990-91  
Oest, Trey..... 2013  
Ortiz, Devin..... 2018-19-20-21-22  
Ouellette, Ryan..... 2005  
Owens, Stanley Hart..... 1968

**P**  
Packer, Matt..... 2007-08-09  
Paisley, Teddy..... 2017  
Pallotta, Dean Allen..... 1973-74-75  
Pallotta, Eugene Angelo..... 1973-74-75  
Pandak, William M..... 1946-47-48-49  
Papantonis, Andrew..... 2018

# LETTERWINNERS

Papi, Mike .....2012-13-14  
 Parker, Eric .....1993-94  
 Parker, Jarrett.....2008-09-10  
 Parker, Nick ..... 2023  
 Parker, Will .....2000-01  
 Parrish, Robert R..... 1922-23-24-25  
 Parrott, Robert .....1948-50  
 Paschall, J.R. ....1915  
 Patton, James .....1948-49-50  
 Patton, James D., III .....1942-43-46  
 Patton, Samuel J. ....1950  
 Paulson, Louis George.....1967-68-69  
 Pearson, W.H. ....1909-10  
 Peebles, James E.....1961  
 Peirce, Brooke (Mgr.) ..... 1942  
 Peizer, Jeremy Reis ..... 1981  
 Peltz, James Carnime ..... 1944  
 Percy, William A.....1960-61  
 Pettway, W.B. ....1919-20-21  
 Phillips, L.L. ....1914-15-16  
 Phillips, Tom .....1948-49-50  
 Pickford, R.H.....1910-11  
 Pincavage, John V .....1964-65  
 Pinder, J.B., Jr .....1931-32  
 Pinder, Joseph W.....1937-38-39  
 Pinero, Daniel .....2014-15-16  
 Pohle, George .....1962  
 Poindexter, William Green.....1934-36  
 Pope, Claiborne McD. (Mgr.).....1936  
 Poppert, David .....1999-00  
 Poss, Charles E. ....1931-32-33  
 Post, Mark .....1993-94-95-96  
 Poutier, Robert (Capt.-2) .. 2005-07-08-09  
 Powell, Bert .....1956-57  
 Power, William B. (Capt.).....1958-59-60  
 Price, Billy .....2019-20-21  
 Priest, Mike .....2002-03  
 Priftis, George (Capt.).....1980-81-82-83  
 Pritchard, W.I. ....1918-19-20-21  
 Proscia, Steven .....2009-10-11  
 Purvis, Claude E., Jr .....1933

**R**  
 Ragsdale, George .....2013  
 Randolph, Middleton E.....1928-29  
 Ranzetta, Timothy John.....1988-89  
 Ratcliffe, Clyde .....1959  
 ReDavid, Louis F .....1939  
 Reed, Mayo (Mgr.) .....1955-56  
 Reid, R.T. (Mgr. and Coach) .....1910-11  
 Reifsnider, Travis .....2023  
 Rentch, Bruce W .....1962-63-64  
 Rephan, Daughtery (Mgr.).....1952  
 Reusing, William R .....1960-61  
 Reynolds, Mark .....2002-03-04  
 Rice, L.L. ....1907  
 Richard, Roy Williams (Capt.) .....1944-50  
 Richardson, Ben.....1997-98  
 Richardson, Cayman.....2017-18-19  
 Riesenfeld, Andrew.....2000-01-02-03  
 Riffe, Mark .....2008  
 Rivell, Robert Richard .....1987-88-89-90  
 Rivoli, Brendan .....2018-19-20-21  
 Rixey, Eppa, Jr. ....1912-13-14  
 Rixey, W.W. ....1917-18-19  
 Roach, Melvin .....1952-53  
 Roan, F.J. ....1911  
 Roberts, Clarke .....1996-97-98  
 Roberts, Jack .....2015-16-17  
 Roberts, Will .....2009-10-11  
 Robinson, Adam .....1994-95-96  
 Robinson, Joe (Mgr.).....1948  
 Robinson, Robby .....1994-95-96  
 Roe, Shawn .....2004  
 Rogers, John .....1954-55  
 Rogers, Orlin (Capt.).....1933-34-35  
 Rogers, W.E. ....1966  
 Rohm, Blake .....2018  
 Rosenberger, David.....2013-14-15-16  
 Rothwell, S.S. ....1918  
 Rourke, Stephen (Mgr.) .....1979  
 Rowell, Joseph W (Capt.) .....1946-47  
 Rubin, Justin .....2022-23  
 Rueffert, Mark.....1998-99-00-01  
 Rudd, Steven Kent .....1983-84-85  
 Ruffin, Sidney M. (Mgr.) .....1939  
 Rule, Jake .....2007-08  
 Russell, Fred.....1957-59

Ruyak, Todd Eric.....1989-90-91-92  
 Ryder, Jack .....1952

**S**  
 Sammons, C. David (Capt.) .1986-87-88-89  
 Sanchez, Cristian .....2020  
 Sargent, George L .....1941  
 Sargeant, James E. (Capt.) .....1939  
 Saucke, Casey .....2022-23  
 Savedge, Henry Kent .....1985-86-87  
 Savino, Nate .....2020-21-22  
 Sawrie, N.J. ....1907-08  
 Sayer, Richard .....1960  
 Sborz, Josh .....2013-14-15  
 Scafuro, Albert O. ....1942  
 Scaglione, John .....2006-07  
 Schauer, Luke .....2021-22-23  
 Schenk, Jonathan .....1996  
 Schlim, Joseph Alexander .....1985-86  
 Schoch, Stephen.....2020-21  
 Schuett, Andrew M. ....1977-78-79  
 Schultz, Robert F., Jr. (Capt.) .....1967-69  
 Schulz, John R .....1946-49-50  
 Schwab, John (Mgr.) .....1954  
 Schwartz, Charles Frederick .....1935-36  
 Schwimer, Michael.....2005-06-07-08  
 Scott, Carter (Capt.) .....1962-63  
 Seabolt, Charles F. ....1967-68  
 Seabolt, Louie H., Jr .....1963-64  
 Seabury, Beau.....2006-07  
 Sebo, James Robert .....1970-71  
 Seiler, Stuart Keith .....1987-88-89-90  
 Sellers, Robert Scott .....1974-75  
 Sekany, Jason .....1996  
 Seward, Donnie .....1993-94-95-96  
 Sexton, Thomas K .....1922  
 Shambora, Tyler .....2016-17  
 Sharff, Richard Lee.....1988-89-90  
 Sheap, Christopher N. (Mgr.) .....1965  
 Sheets, Roland Thayer.....1959-60-61  
 Sherlock, Brian .....1995-96-97-98  
 Shifflett, Mitchell.....2011-12  
 Shoemaker, Tristan .....2022  
 Shoor, Robert Murray.....1936  
 Shore, Casey .....1990-91-92-93  
 Shrout, Kevin .....1997-98-99-00  
 Shulman, Harold .....1965  
 Silverstein, Scott.....2009-11-12-13  
 Simmons, Cameron.....2016-18-19  
 Sippley, Frank (Capt.) .....1931-32  
 Slaughter, Sean .....2004  
 Sloan, Andrew MacKinnon.....1986  
 Sloan, John Kirkpatrick .....1929-30  
 Slutz, R.J. ....1994-95  
 Smith, Alex .....2004-05-06-07  
 Smith, Clifford (Capt.) .....1974-75-76-77  
 Smith, Edward A. (Mgr.).....1960  
 Smith, E.W. ....1915-16-17-18-19  
 Smith, Pavin .....2015-16-17  
 Smith, Ryan .....2008  
 Smith, Walter C .....1939-40  
 Smith, Wayne Stephen.....1980-81  
 Smither, Kenneth William .....1980-81  
 Snapp, Kent .....1991  
 Snoddy, Eric .....1997-98  
 Solan, Richard J .....1964-65  
 Sousa, Bennett .....2015-16-17-18  
 Spencer, William A.....1961-62  
 Sperling, Evan .....2017-18-19-20  
 Spigone, Richard C (Capt.) .....1969-70-71  
 Spooner, Gabe .....2002-03  
 Sposato, Peter Joseph.....1976-77-78-79  
 Sroba, Joseph Peter .....1974-75  
 Sroba, Stephen John, Jr.....1971-72-73  
 Starr, Shooter .....2000-01-02-03-04  
 Stearns, RN .....1919  
 Steinburg, H.C. ....1931-32  
 Stephan, Anthony .....2022-23  
 Stephens, John W, Jr .....1928-29  
 Stevens, Robert Matthew.....1983-84  
 Stock, Kevin Alan .....1989-90-91-92  
 Stickley, W.E. ....1914-15-16  
 Stone, David .....1999-00-01-02  
 Strain, Don .....1952  
 Strange, John Allan .....1971  
 Street, Dan .....1999-00-01-02  
 Street, Matt .....2001-02-03-04-05  
 Stuart, Steeter Stanley.....1990-91-92-93

Stull, Aaron.....2011  
 Sullivan, Jimmy .....2020-21-22  
 Susong, D.S.....1907-08  
 Swab, Kenny .....2010-11  
 Swanson, Allie .....2005-06  
 Sweet, Stephen Chris .....2000-01-02-03  
 Syer, John B .....1960-61  
 Syrek, Adam Christopher.....1988-89

**T**  
 Taglieri, Marc (Capt.)... 1991-92-93-94-95  
 Talley, Daniel D., III (Mgr.).....1941  
 Tanner, Daniel .....2003  
 Tappen, Alex .....2018-19-20-21-22  
 Tata, Robert .....1952-53  
 Tate, Lawrence K. ....1962-63-64  
 Tate, Robert .....1952  
 Tavenner, Frank S., Jr. ....1922  
 Taylor, Chris .....2010-11-12  
 Taylor, Tazewell, Jr.....1919-20-21-22  
 Tazewell, L.W. (Mgr.) .....1909  
 Tedder, Jackson.....2017  
 Teel, Aidan .....2023  
 Teel, Kyle .....2021-22-23  
 Tekker, Cameron.....2013-14  
 Temple, Paul Richard .....1972  
 Thais, Matt .....2014-15-16  
 Thomas, Clayton Allen .....1981  
 Thomas, Harry Lee, Jr (Capt.)1973-74-75-76  
 Thomas, John .....1997-98-99-00  
 Thomas, Paul Stanley .....1976-77-78-79  
 Thompson, Gregory Dean.....1980  
 Thompson, Jacob .....2006-07-08  
 Thompson, Justin .....2009-10-11-12  
 Thom, A.P. ....1909  
 Thurman, A.G. III .....1917-18  
 Timberlake, William, Jr (Capt.) 1959-60-61  
 Tisdale, Joseph C., Jr .....1962-63-64  
 Todd, David .....1936  
 Tonas, Angelo .....2023  
 Towns, Kenny .....2012-13-14-15  
 Trotter, Tom (Mgr.).....1952-53  
 Tuft, Colin .....2022-23  
 Turnbull, Edward R.....1964-65-66  
 Turner, Kenneth .....1953-54-55  
 Turp, David H (Capt.) .....1944-50

**U**  
 Umbach, Arnold William, III ...1986-87-88  
 Umbach, Heath .....1991-92  
 Underwood, Cecil .....1955-56

**V**  
 Valdes, Franco .....2008-09-10  
 Vance, Robert G., Jr .....1920-21  
 Vasil, Mike .....2019-20-21  
 Ventre, Adam .....2005  
 Vernon, Roger .....1949  
 Vest, Ryland H .....1963  
 Veth, George Andrew .....1989  
 Vick, Todd Whitfield .....1988  
 Voigt, Paul Kenneth .....1977-78-79  
 Vroman, Doug .....2000-01

**W**  
 Waddell, Brandon .....2013-14-15  
 Wade, Neal O., Jr .....1946-47-48-49  
 Wagner, Craig Steven .....1970-73  
 Walker, A.S., (Capt.).....1907-08-09  
 Walker, C.C. ....1909  
 Walsh, Charles M., III (Capt.) 1940-41-42  
 Washington, James .....1991  
 Watkins, John C .....1922  
 Weber, Andy .....2016-17-18  
 Wehrle, Robert E. (Mgr.).....1950  
 Weiller, Jack.....2016-18-19  
 Weinberg, Joseph Sidney .....1981  
 Weisinger, Chester.....1952  
 Wentz, Earle Russell.....1963  
 Werman, Keith .....2009-10-11-12  
 Werman, Kyle .....2001-02-03-04-05  
 West, George F .....1942  
 West, William, Jr (Capt.)... 1978-79-80-81  
 White, Charles A .....1968-69  
 White, C.M. ....1917-18  
 White, J.L. ....1914-15-16-17  
 White, Syd .....1953  
 White, William Duval.....1972-73-74-75

Whitehead, Richard C .....1965-66-67  
 Whitley, Reece (Capt.).....1957-59  
 Whitten, Kyle.....2018-19-20-21  
 Wilcox, James S., Jr .....1944  
 Wilcox, Mack R., Jr .....1964-65  
 Willey, John R.....1939-40-41  
 Williams Charles Edward..1970-71-72-73  
 Williams, Jonathan (Capt.) .1971-72-73-74  
 Williams, "Lump" (Mgr.) .....1954-55  
 Willis, Symmion.....1996  
 Wilson, Johnnie.....1988-89-90-91  
 Wilson, Thomas Patrick (Capt.)...1976-78  
 Wilson, Riley .....2017-18-19  
 Wilson, Tyler.....2008-09-10-11  
 Wilson, William L .....1946  
 Wiltshire, Richard W .....1941-42  
 Wingfield, Patrick.....2005-06-07-08  
 Winiarski, Cody .....2010-11  
 Winn, Robert.....1949-50-51  
 Withelder, Greg .....1998-99  
 Witmer, C.A. ....1910-11  
 Woodruff, Thomas .....2012-13-14-15  
 Woodson, D.B., Jr .....1907  
 Woolfolk, Jay .....2022-23  
 Woolfolk, R.K. ....1919  
 Word, Robert .....2000-01-02  
 Word, W.E., Jr .....1915  
 Wrenn, McDonald E.....1925-26-27-28  
 Wright, Edward Henry.....1930  
 Wright, John .....1959  
 Wyant, Hunter .....1998-99-00-01  
 Wyatt, Matt .....2020-21-22

**Y**  
 Yarbrough, A. N .....1958  
 Yates, William Gualerd.....1968  
 Yevak, Thomas Edward .....1985-86-87  
 Young, Austin .....2011-12-13-14

**Z**  
 Zaikov, Craig .....1993-94-95-96  
 Zawatski, Geoff .....1995-96  
 Zdacewicz, Raymond.....1976-78  
 Zehmer, Charles L .....1953-54-55  
 Zentgraf, Anthony Leo.....1975-76  
 Zimmerer, Alan.....2001-02-03-04  
 Zimmerman, Ryan .....2003-04-05  
 Zucchelli, Ron .....1989-90-91-92