



PROGRAM RECORDS

TEAM

Game

Goals	11 vs. Old Dominion, 10/1/71
Assists	11 vs. Richmond, 10/20/81
Points	30 vs. VCU, 9/13/89
Goals Allowed	12 vs. Maryland, 10/8/41
Margin of Victory	11-0 vs. Old Dominion, 10/1/71
Margin of Defeat	11-0 vs. Richmond, 10/20/81
Margin of Defeat	12-0 vs. Maryland, 10/8/41
Largest Crowd (Scott)	7,311 vs. Duke, 10/8/88
Largest Crowd (Klöckner)	7,906 v s. Virginia Tech, 9/28/07

Season

Games Played	26 (1994, 1997)
Wins	22 (1993, 1994)
Losses	10 (1966, 2003)
Ties	6 (1990)
Winning Percentage	.909 (1991)
ACC Record	6-0 (1984, 1986, 2001)
Unbeaten Streak	33 (1994-95)
Winning Streak	17 (1992-93)
Regular-Season ACC Unbeaten Streak	25 (1985-89)
Regular-Season ACC Winning Streak	11 (1985-87)
Consecutive Home Wins	23 (1983-84, 87-88)
Goals	86 (1994)
Goals Per Game	4.00 (1961)
Assists	91 (1996)
Points	258 (1994)
Saves	123 (1980)
Shutouts	17 (1988, 2009)
Consecutive Shutouts	11 (2009)
Fewest Goals Allowed	8 (2009)
Lowest GAA	0.30 (2009)

VIRGINIA'S RETIRED NUMBER

No. 14 - JEFF GAFFNEY


The University of Virginia retired former All-America soccer player Jeff Gaffney's number—14—in April of 1987. The 1984 and 1985 All-America selection is the only Virginia soccer player to have his number retired.

A graduate of Walt Whitman High School in Bethesda, Md., Gaffney finished his collegiate career as UVA's all-time leader in goals and scoring, totaling 69 goals and 17 assists for 155 points. His career scoring record has since been broken by Mike Fisher, who had 167 points from 1993-96. In his final season in 1985, Gaffney had 18 goals and three assists. He earned second-team All-America honors and led the Cavaliers to a 15-4-1 record and their fifth consecutive NCAA playoff appearance.

In 1984, Gaffney had 16 goals and seven assists. He was named the Atlantic Coast Conference Player of the Year and a first-team All-American. During his four years at Virginia, the Cavaliers compiled a 66-14-4 record (.810), won two ACC titles and earned four NCAA playoff berths. He finished his career 3rd on the ACC career goals list and fifth on the ACC points list.

After notching 14 goals and five assists as a first-year player in 1982, Gaffney set Virginia records with 21 goals and 44 points during the 1983 season as the Cavaliers advanced to the NCAA semifinals. Following his outstanding soccer career, Gaffney participated on the 1986 UVA football team as a place-kicker. He later tried out as a place-kicker with several teams in the National Football League.

Gaffney received his bachelor's degree in economics from UVA in the spring of 1987. He is currently a sales manager and the principle broker for the Forest Lakes residential community in Charlottesville.



INDIVIDUAL

Game

Goals	5, Bill Hodill vs. Davidson, 10/17/42
Assists	4, Damian Silvera vs. UNC, 9/27/92
	4, Richie Williams vs. VCU, 9/13/89
	4, Kris Kelderman vs. Charleston, 9/10/89
	4, Chick Cudlip vs. Wash. & Lee, 11/13/62
Points	10, Bill Hodill vs. Davidson, 10/17/42
Fastest Goal to Start Match	:09, Alecko Eskandarian vs. American, 10/26/02*

*Tied for 3rd fastest in an NCAA Soccer Game

Season

Games Played	26, 11 times
	(five players in 1997, six players in 1994)
Games Started	26, six times
	(two players in 1997, four players in 1994)
Goals	25, Alecko Eskandarian (2002)
Assists	21, Hunter Freeman (2004)
Points	57, Mike Fisher (1995)
Consecutive Games Scoring a Goal	11, Alecko Eskandarian (2002)
Goals by a Freshman	16, Alecko Eskandarian (2000)
	16, George Gelnovatch (1983)
Assists by a Freshman	12, Brian West (1996)
Points by a Freshman	38, Alecko Eskandarian (2000)

Career

Games Played	98, Damian Silvera (1992-95)
Games Started	97, Damian Silvera (1992-95)
Consecutive Games Played	95, Erik Imler (1989-92)
Goals	69, Jeff Gaffney (1982-85)
Assists	55, Mike Fisher (1993-96)
Points	167, Mike Fisher (1993-96)

GOALKEEPER

Game

Saves	14, Mark Aronson vs. Baltimore, 10/29/80
-------	--

Season

Games Played	25, Diego Restrepo (2009)
Games Started	24, Ryan Burke (2004)
	Brock Yetso (1997)
	Colin Shutler (2019)
	Diego Restrepo (2009)
Minutes Played	2348, Diego Restrepo (2009)
Saves	88, Jeff Causey (1990)
Shutouts	16, Diego Restrepo (2009)
Shutouts in ACC play	6, Bob Willen (1987)
	6, Tony Meola (1988)
	6, David Comfort (2001)
Consecutive Scoreless Minutes	1176:51, Diego Restrepo (2009)
	(2nd most in NCAA History)
Lowest GAA	0.31, Tony Meola (1988)
	0.31, Diego Restrepo (2009)

Career (Minimum 2 Seasons)

Saves	256, Ryan Burke (2003-06)
Shutouts	28, Ryan Burke (2003-06)
Lowest GAA	0.34, Tony Meola (1988-89)*
Save Percentage	.899, Tony Meola (1988-89)
Minutes Played	7,356, Ryan Burke (2003-06)
Games Played	80, Ryan Burke (2003-06)

*NCAA Record





SINGLE-SEASON RECORDS

Points

1. Mike Fisher (1995).....57
2. Alecko Eskandarian (2002).....54
- Ben Olsen (1997).....54
- A.J. Wood (1994).....54
5. Jeff Gaffney (1983).....44
6. Chris Albright (1998).....43
7. Mike Fisher (1994).....43
- Nate Friends (1994).....43
- Ben Crawley (1992).....43
10. Mike Fisher (1996).....42

Goals

1. Alecko Eskandarian (2002).....25
2. A.J. Wood (1994).....23
3. Mike Fisher (1995).....21
- Jeff Gaffney (1983).....21
5. Chris Albright (1998).....20
6. Ben Olsen (1997).....19
7. Jeff Gaffney (1985).....18
- Brian Vernon (1984).....18
9. Ben Crawley (1992).....17
- Rocky Prockiw (1958).....17

Assists

1. Hunter Freeman (2004).....21
2. Mike Fisher (1996).....20
3. Ben Olsen (1996).....17
- Brad Agoos (1992).....17
5. Ben Olsen (1997).....16
6. Mike Fisher (1995).....15
- Damian Silvera (1995).....15
8. Mike Fisher (1994).....13
9. Brian West (1997).....12
- Brian West (1996).....12
- Damian Silvera (1993).....12

Shots

1. A.J. Wood (1994).....120
2. Chris Albright (1998).....105
3. George Gelnovatch (1986).....103
4. Alecko Eskandarian (2000).....102
5. Alecko Eskandarian (2002).....101
6. Jeff Gaffney (1983).....100
7. Ben Olsen (1997).....99
8. Claudio Reyna (1993).....93
- Jeff Gaffney (1982).....93
10. John Harkes (1987).....90
- Jeff Gaffney (1985).....90

Game-Winning Goals

1. Ben Crawley (1992).....9
- Jeff Gaffney (1984).....9
3. Ben Olsen (1997).....7
- Nate Friends (1993).....7
- Jeff Gaffney (1983).....7
6. Yannick Reyring (2006).....6
- Alecko Eskandarian (2002).....6
- Matt Leonard (1996).....6
- Billy Walsh (1995).....6
- Mike Fisher (1994).....6
- Ben Crawley (1991).....6
- John Harkes (1987).....6
- Jeff Gaffney (1985).....6
- Daniel Steedman (2019).....6

Game-Winning Assists

1. Mike Fisher (1996).....9
2. Hunter Freeman (2004).....7
3. Yannick Reyring (2006).....6
- Ben Olsen (1997).....6
- Andriy Shapoval (1997).....6
- Ben Olsen (1996).....6
- Daniel Steedman (2019).....6
8. Scott Thomsen (2012).....5
- Brian West (1997).....5
- Damian Silvera (1995).....5
- Damian Silvera (1994).....5
- Damian Silvera (1993).....5
- Ben Crawley (1991).....5

Penalty Kick Goals (since 2001)

1. Joe Bell (2019).....5
2. Will Bates (2011).....4
- Tony Tchani (2008).....4
- Sergi Nus (2017).....4
- Todd Wharton (2013).....4
- Yannick Reyring (2006).....4
7. Matt Poole (2008).....3
- Yannick Reyring (2006).....3
8. Ten Tied.....2

Minutes Played

1. Erik Imler (1989).....2,413
2. Mike Volk (2009).....2,348
3. Michael Green (1997).....2,337
- Greg Monaco (2009).....2,337
4. Curt Onalfo (1989).....2,320
5. Erik Imler (1990).....2,304
6. Jeff Agoos (1989).....2,287
7. Matt Chulis (1997).....2,267
8. A.J. Wood (1994).....2,252
9. Brandon Pollard (1995).....2,250
10. Damien Silvera (1994).....2,244
- Matt Chulis (1998).....2,244

Games Played

1. Chris Albright (1997).....26
- Michael Green (1997).....26
- Matt Leonard (1997).....26
- Andriy Shapoval (1997).....26
- Ryan Trout (1997).....26
- Sean Feary (1994).....26
- Tain Nix (1994).....26
- Damien Silvera (1994).....26
- Billy Walsh (1994).....26
- A.J. Wood (1994).....26

GOALKEEPER RECORDS

Solo Shutouts

1. Diego Restrepo (2009).....16
2. Colin Shutler (2019).....15
3. Tony Meola (1988).....11
- Bob Willen (1987).....11
5. Calle Brown (2014).....12
- Ryan Burke (2005).....10
- Jeff Causey (1990).....10
8. Jeff Caldwell (2016).....9
- David Comfort (2001).....9
10. Ryan Burke (2006).....8
- Brock Yetso (1998).....8
- Diego Restrepo (2010).....8
- Colin Shutler (2018).....8
- Holden Brown (2022).....8

Goals Against Average

(minimum 700 minutes)

1. Diego Restrepo (2009).....0.31
- Tony Meola (1988).....0.31
3. Tony Meola (1989).....0.37
4. Bob Willen (1987).....0.45
5. Bob Willen (1986).....0.48
6. Colin Shutler (2019).....0.53
7. Tom Henske (1992).....0.54
8. Mark Wayland (1989).....0.60
- Keith Lenert (1984).....0.60
10. David Comfort (2001).....0.64

Save Percentage

(minimum 700 minutes)

1. Tony Meola (1988)......909
2. Bob Willen (1987)......893
3. Diego Restrepo (2009)......889
4. Bill Wallace (1979)......875
5. Tony Meola (1989)......864
6. Steve Baer (1982)......859
7. Jeff Causey (1990)......846
8. Keith Lenert (1984)......836
9. Bill Wallace (1980)......831
10. Bob Willen (1986)......829
- Colin Shutler (2019)......829

Saves

1. Jeff Causey (1990).....88
2. Holden Brown (2021).....86
3. Brock Yetso (1997).....79
4. Spencer LaCivita (2011).....78
5. Jeff Caldwell (2016).....75
6. Bill Wallace (1981).....74
7. Ryan Burke (2006).....73
- Diego Restrepo (2010).....73
9. Calle Brown (2014).....72
10. Jeff Causey (1993).....71

Minutes Played — Goal

1. Diego Restrepo (2009).....2,348
2. Brock Yetso (1997).....2,269
3. Jeff Causey (1990).....2,219
4. Colin Shutler (2019).....2,216
5. Ryan Burke (2004).....2,192
6. Jeff Caldwell (2017).....2,023
7. Calle Brown (2014).....1,991
8. Jeff Causey (1993).....1,948
9. Spencer LaCivita (2011).....1,944
10. Jeff Caldwell (2016).....1,931

Games Played — Goal

1. Diego Restrepo (2009).....25
2. Ryan Burke (2004).....24
- Brock Yetso (1997).....24
- Colin Shutler (2019).....24
5. Jeff Causey (1990).....23
7. Jeff Causey (1993).....22
7. Jeff Caldwell (2017).....21
- Calle Brown (2014).....21
- Spencer LaCivita (2011).....21
- David Comfort (2002).....21





CAREER RECORDS



Mike Fisher (1993-96)

Points

1. Mike Fisher (1993-96)	167
2. Jeff Gaffney (1982-85)	155
3. A.J. Wood (1991-94)	128
4. Ben Crawley (1989-92)	127
5. George Gelnovatch (1983-86)	118
6. Alecko Eskandarian (2000-02)	113
7. Ben Olsen (1995-97)	109
8. Brian Vernon (1981-84)	105
9. Will Bates (2009-12)	102
10. Matt Leonard (1994-97)	101

Goals

1. Jeff Gaffney (1982-85)	69
2. Mike Fisher (1993-96)	56
A.J. Wood (1991-94)	56
4. Alecko Eskandarian (2000-02)	50
5. George Gelnovatch (1983-86)	49
6. Ben Crawley (1989-92)	47
7. Will Bates (2009-12)	46
8. Matt Leonard (1994-97)	42
9. Brian Vernon (1981-84)	41
10. Yannick Reyring (2005-07)	39

Assists

1. Mike Fisher (1993-96)	55
2. Damian Silvera (1992-95)	44
3. Ben Olsen (1995-97)	41
4. Ryan Trout (1997-00)	36
5. Brad Agoos (1989-92)	33
Ben Crawley (1989-92)	33
7. Hunter Freeman (2002-04)	25
8. Brian West (1996-97)	24
9. Brian Vernon (1981-84)	23
10. Billy Walsh (1994-96)	22
Claudio Reyna (1991-93)	22
Kris Kelderman (1987-90)	22
Todd Hitt (1983-86)	22
Voga Wallace (1980-83)	22

Shots

1. Jeff Gaffney (1982-85)	357
2. George Gelnovatch (1983-86)	307
3. Alecko Eskandarian (2000-02)	272
4. A.J. Wood (1991-94)	266
5. Mike Fisher (1993-96)	247
6. Brian Vernon (1981-84)	232
7. Will Bates (2009-12)	230
8. Adam Cristman (2003-06)	227
9. Ben Crawley (1989-92)	223
10. John Harkes (1985-87)	221

Game-Winning Goals

1. Jeff Gaffney (1982-85)	27
2. Ben Crawley (1989-92)	21
3. Will Bates (2009-12)	15
Yannick Reyring (2005-07)	15
Alecko Eskandarian (2000-02)	15
Ryan Gibbs (1999-02)	15
7. Adam Cristman (2003-06)	14
Mike Fisher (1993-96)	14
Nate Friends (1991-94)	14
10. Ben Olsen (1995-97)	12
Matt Leonard (1994-97)	12
Billy Walsh (1994-96)	12
A.J. Wood (1991-94)	12
George Gelnovatch (1983-86)	12

Game-Winning Assists

1. Damian Silvera (1992-95)	18
2. Mike Fisher (1993-96)	16
3. Ben Olsen (1995-97)	13
Ben Crawley (1989-92)	13
5. Brad Agoos (1989-92)	10
6. Ryan Trout (1997-00)	8
7. Hunter Freeman (2002-04)	7
Sheldon Barnes (1998-01)	7
Jason Moore (1997-98)	7
Brian West (1996-97)	7
Clint Peay (1991-94)	7
Andriy Shapoval (1994-97)	7
Neil Barlow (2006-09)	7

Penalty Kick Goals (since 2001)

1. Yannick Reyring (2005-07)	8
2. Sergi Nus (2016-18)	6
Will Bates (2009-12)	6
Todd Wharton (2012-15)	6
Tony Tchani (2008-09)	6
6. Joe Bell (2017-19)	5
Leo Afonso (2020-Present)	5
8. Matt Poole (2004-08)	3
Andreas Ueland (2019-2022)	3
Phil Horton (2019-2022)	3
10. Five tied	2

Games Played

1. Damian Silvera (1992-95)	98
2. Sean Feary (1993-96)	96
3. Erik Imler (1989-92)	95
4. Mike Fisher (1993-96)	94
5. Matt Chulis (1995-98)	93
6. Lyle Yorks (1988-91)	91
7. Marshall Leonard (1998-01)	89
8. Jonathan Cole (1999-02)	88
Steve Totten (1998-01)	88
Brian Bates (1990-93)	88
Brad Agoos (1989-92)	88
Kris Kelderman (1987-90)	88
Curt Onalfo (1987-90)	88
Jeff Agoos (1986-90)	88
Jonathan Villanueva (2006-09)	88

Minutes Played

1. Erik Imler (1989-92)	9,095
2. Matt Chulis (1995-98)	8,537
3. Mike Fisher (1993-96)	8,436
4. Jeff Agoos (1986-90)	8,278
5. Marshall Leonard (1998-01)	8,226
6. Damian Silvera (1992-95)	8,171
7. Curt Onalfo (1987-90)	7,698
8. Todd Wharton (2012-15)	7,629
9. Jonathan Cole (1999-02)	7,485
10. Brandon Pollard (1992-95)	7,466

GOALKEEPER RECORDS

Goals Against Average (min. 2,800 minutes)

1. Tony Meola (1988-89)	0.34*
2. Bob Willen (1984-87)	0.40
3. Diego Restrepo (2009-10)	0.51
4. Colin Shutler (2016-2020)	0.68
5. Keith Lenert (1982-85)	0.72
6. Steve Baer (1981-84)	0.72
7. Jeff Causey (1990-93)	0.78
8. Jeff Caldwell (2014-17)	0.85
9. Brock Yetso (1995-98)	0.86
10. David Comfort (1999-02)	0.98

*NCAA Record

Save Percentage (min. 2,800 minutes)

1. Tony Meola (1988-89)889
2. Bob Willen (1984-87)872
3. Diego Restrepo (2009-10)851
4. Steve Baer (1981-84)842
5. Bill Wallace (1978-81)831
6. Keith Lenert (1982-85)812
7. Calle Brown (2010-14)807
8. Colin Shutler (2016-present)806
9. Jeff Causey (1990-93)803
10. Brock Yetso (1995-98)778

Saves

1. Ryan Burke (2003-06)	256
2. Jeff Causey (1990-93)	249
3. Bill Wallace (1978-81)	222
4. David Comfort (1999-02)	193
5. Jeff Caldwell (2014-17)	190
6. Brock Yetso (1995-98)	163
7. Holden Brown (2021-Present)	150
8. Spencer LaCivita (2011-14)	144
9. Steve Baer (1981-84)	139
10. Diego Restrepo (2009-10)	137

Solo Shutouts

1. Ryan Burke (2003-06)	28
2. Jeff Causey (1990-93)	27
3. Diego Restrepo (2009-10)	24
Colin Shutler (2016-2020)	24
5. Jeff Caldwell (2014-17)	23
Bob Willen (1984-87)	23
7. David Comfort (1999-02)	19
8. Tony Meola (1988-89)	17
9. Brock Yetso (1995-98)	15
10. Calle Brown (2013-14)	13
Spencer LaCivita (2011-14)	13
Holden Brown	13

Minutes Played - Goal

1. Ryan Burke (2003-06)	7,357
2. Jeff Causey (1990-93)	7,050
3. Jeff Caldwell (2014-17)	5,810
4. David Comfort (1999-02)	5,442
5. Brock Yetso (1995-98)	4,492
6. Diego Restrepo (2009-10)	4,207
7. Colin Shutler (2016-2020)	4,129
8. Holden Brown	4,107
9. Bob Willen (1984-87)	4,045
10. Yuri Sagatov (1994-97)	3,948

Games Played - Goal

1. Ryan Burke (2003-06)	80
2. Jeff Causey (1990-93)	77
3. Jeff Caldwell (2014-17)	61
4. David Comfort (1999-02)	60
5. Brock Yetso (1995-98)	53
Bob Willen (1984-87)	53
7. Keith Lenert (1982-85)	50
8. Yuri Sagatov (1994-97)	47
9. Steve Baer (1981-84)	46
10. Bill Wallace (1978-81)	45
Diego Restrepo (2009-10)	45
Colin Shutler (2016-2020)	45





SCORING BY YEAR

YEAR	POINTS	GOALS	ASSISTS
1954	Pedro Benavides 10	Pedro Benavides 5	Tuck White 1
1955	Dan Rojas 14	Dan Rojas 7	Four tied with 1
1956	Rocky Prockiw 18	Rocky Prockiw 9	not available
1957	Sherry Snyder 9	Three tied with 4	Walter Klingman, Joel Silverberg 2
1958	Rocky Prockiw 34	Rocky Prockiw 17	Houston Sadler, Warren Smith 2
1959	John Marsellus, Houston Sadler 6	John Marsellus, Houston Sadler 3	not available
1960	Gael deTigny 8	Gael deTigny 4	not available
1961	Brian Fisher 30	Brian Fisher 15	Three tied with 3
1962	Chan Moore 14	Chan Moore 6	Chick Cudlip 4
1963	Chan Moore 14	Chan Moore 7	Ed Funk, Tom Maxwell 2
1964	Dave Harrison 7	Dave Harrison 3	Kent Worthington 2
1965	Bill Davidson 9	Bill Davidson 4	Five tied with 1
1966	Robert Aronson 14	Robert Aronson 6	Robert Aronson 2
1967	Steve Kleinman 13	Steve Kleinman 6	Barclay Mason 3
1968	Jay Connor 14	Jay Connor, John Mehtens 5	Jay Connor 4
1969	Jay Connor 17	Fred McGlynn 7	Jay Connor 5
1970	Sam Crosby 16	Sam Crosby 8	Three tied with 3
1971	Phil Crane 17	Phil Crane 7	Three tied with 3
1972	Jay Meaney 24	Jay Meaney 11	Sam Crosby 4
1973	Jay Meaney 22	Jay Meaney 11	Chuck Lecraw 4
1974	Jay Meaney 22	Jay Meaney 11	Roderigo Escobar 2
1975	Rick Sanders 12	Rick Sanders 6	Seven players with 1
1976	José Bauza, Pete Wylie 13	José Bauza, Pete Wylie 6	Mike Rogers 5
1977	Mark Reynolds 19	Mark Reynolds 6	José Bauza, Mark Reynolds 7
1978	José Bauza 19	José Bauza 8	Mark Woolley 4
1979	Pepe Llontop 11	Pepe Llontop, Peter MacKeith 4	José Bauza 4
1980	Pepe Llontop 11	Pepe Llontop 5	Chris Tolomeo 4
1981	Pete Polonsky 24	Pete Polonsky 11	Mark Brcic, Voga Wallace 5
1982	Jeff Gaffney 33	Jeff Gaffney 14	Voga Wallace 8
1983	Jeff Gaffney 44	Jeff Gaffney 21	Brian Vernon 11
1984	Jeff Gaffney, Brian Vernon 39	Brian Vernon 18	Jeff Gaffney 7
1985	Jeff Gaffney 39	Jeff Gaffney 18	Todd Hitt 8
1986	George Gelnovatch 32	George Gelnovatch 14	John Harkes, Todd Hitt 7
1987	John Harkes 34	John Harkes 15	Jay DelCarmen, Scott Platenburg 5
1988	Drew Fallon 29	Drew Fallon 11	Drew Fallon 7
1989	Kris Kelderman 30	Kris Kelderman 10	Kris Kelderman 1
1990	Ben Crawley 25	Ben Crawley, Jeff Agoos 8	Ben Crawley 9
1991	Ben Crawley 40	Ben Crawley 16	Brad Agoos 10
1992	Ben Crawley 43	Ben Crawley 17	Brad Agoos 17
1993	Claudio Reyna 28	Nate Friends 12	Damian Silvera 12
1994	A.J. Wood 54	A.J. Wood 23	Mike Fisher 13
1995	Mike Fisher 57	Mike Fisher 21	Mike Fisher, Damian Silvera 15
1996	Mike Fisher 42	Matt Leonard 12	Mike Fisher 20
1997	Ben Olsen 43	Ben Olsen 19	Ben Olsen 16
1998	Chris Albright 54	Chris Albright 20	Ryan Trout 11
1999	Ryan Trout 28	Sheldon Barnes, Ryan Trout 9	Ryan Trout 10
2000	Alecko Eskandarian 38	Alecko Eskandarian 16	Three tied with 6
2001	Ryan Gibbs 23	Alecko Eskandarian, Ryan Gibbs 9	Kyle Martino 8
2002	Alecko Eskandarian 54	Alecko Eskandarian 25	Jacob LeBlanc 8
2003	Adam Cristman 17	Adam Cristman 8	Mike Littlefield 6
2004	Hunter Freeman 27	Adam Cristman 9	Hunter Freeman 21
2005	Yannick Reyering 30	Yannick Reyering 14	Jeremy Barlow 9
2006	Yannick Reyering 32	Yannick Reyering 12	Nico Colaluca 10
2007	Yannick Reyering 36	Yannick Reyering 13	Chris Tierney 7
2008	Tony Tchani 21	Tony Tchani 9	Three tied with 5
2009	Will Bates 25	Will Bates 12	Neil Barlow 6
2010	Will Bates 20	Will Bates 8	Will Bates, Sean Murnane 4
2011	Will Bates 32	Will Bates 14	Brian Span 5
2012	Will Bates 25	Will Bates 12	Todd Wharton 8
2013	Eric Bird 19	Eric Bird 7	Jordan Allen, Eric Bird 5
2014	Eric Bird 12	Eric Bird 5	Scott Thomsen 8
2015	Patrick Foss, Jake Rozhansky 9	Jake Rozhansky 4	Patrick Foss 5
2016	Pablo Aguilar 16	Pablo Aguilar 7	Daniel Barir 4
2017	Edward Opoku 20	Edward Opoku 8	P. Aguilar/J.C. Koffi/E. Opoku 4
2018	Nathaniel Crofts 14	D. Dike/C Happi Kamseu 5	Nathaniel Crofts 6
2019	Daryl Dike 28	Daryl Dike 10	Daryl Dike 8
2020	Kevin Ogudugu 7	Kevin Ogudugu/Axel Gunnarsson 3	Jeremy Verley 3
2021	Leo Afonso 18	Leo Afonso 8	Paul Wiese 6
2022	Leo Afonso 18	Leo Afonso 7	Afonso/Mangarov 4
2023	Stephen Annor Gyamfi 20	Stephen Annor Gyamfi 10	Paul Wiese 8





HONORS & AWARDS



Claudio Reyna



Tony Meola



Alecko Eskandarian

INDIVIDUAL NATIONAL HONORS

MAC Hermann Trophy

- 1989 Tony Meola
- 1993 Claudio Reyna
- 1995 Mike Fisher
- 1996 Mike Fisher
- 2002 Alecko Eskandarian

Missouri Athletic Club Player of the Year

- 1987 John Harkes
- 1989 Tony Meola
- 1992 Claudio Reyna
- 1993 Claudio Reyna
- 1996 Mike Fisher

adidas Goalkeeper of the Year

- 1987 Bob Willen

NSCAA/United Soccer Coaches Player of the Year

- 1996 Mike Fisher
- 2002 Alecko Eskandarian

Soccer America Player of the Year

- 1992 Claudio Reyna
- 1993 Claudio Reyna
- 1994 A.J. Wood
- 1995 Mike Fisher
- 1997 Ben Olsen
- 2002 Alecko Eskandarian

Soccer America Freshman of the Year

- 2009 Will Bates

Soccer News Player of the Year

- 1993 Claudio Reyna
- 1997 Ben Olsen

TopDrawSoccer.com Player of the Year

- 2019 Joe Bell

National Coach of the Year

- 1993 Bruce Arena
- 2009 George Gelnovatch

Soccer America Coach of the Year

- 2009 George Gelnovatch

ALL-AMERICANS

NSCAA/United Soccer Coaches All-Americans

- 1978 José Bauza, F (HM)
- 1979 José Bauza, M (HM)
- 1984 Jeff Gaffney, F (1st)
- 1985 Jeff Gaffney, F (2nd)
- 1986 John Harkes, M (1st)
- George Gelnovatch, F (1st)
- Jeff Agoos, D (3rd)
- 1987 John Harkes, M (1st)
- Bob Willen, G (1st)
- 1988 Jeff Agoos, D (1st)
- Tony Meola, G (1st)
- 1989 Tony Meola, G (1st)
- Jeff Agoos, D (2nd)
- 1990 Jeff Agoos, D (1st)
- 1991 Claudio Reyna, M (1st)
- Erik Imler, D (2nd)
- 1992 Ben Crawley, F (1st)
- Claudio Reyna, M (1st)
- Erik Imler, M (2nd)
- Clint Peay, D (2nd)
- 1993 Claudio Reyna, F (1st)
- Brandon Pollard, D (2nd)
- Jeff Causey, G (3rd)
- 1994 Brandon Pollard, D (1st)
- Mike Fisher, M (2nd)
- A.J. Wood, F (3rd)
- 1995 Mike Fisher, F (1st)
- Brandon Pollard, D (1st)
- Damian Silvera, M (2nd)
- 1996 Mike Fisher, M (1st)
- Matt Chulis, D (2nd)
- 1997 Ben Olsen, M (1st)
- Matt Chulis, D (2nd)
- Scott Vermillion, D (3rd)
- 1998 Chris Albright, F (1st)
- Matt Chulis, D (1st)
- Jason Moore, M (2nd)
- 1999 Ryan Trout, M/F (3rd)
- 2000 Kyle Martino, M (3rd)
- 2001 Kyle Martino, M (1st)
- Alecko Eskandarian, F (2nd)
- 2002 Alecko Eskandarian, F (1st)
- 2004 Hunter Freeman, D (1st)
- Matt Oliver, D (1st)
- Nico Colaluca, M (3rd)
- 2006 Nico Colaluca, M (2nd)
- 2009 Tony Tchani, M (1st)
- 2013 Eric Bird, M (3rd)
- 2014 Eric Bird, M (2nd)
- 2016 Edward Opoku, F (2nd)
- 2019 Colin Shutler, GK (1st)
- Joe Bell, M (1st)
- Henry Kessler, D (2nd)
- Daryl Dike, F (3rd)

TopDrawerSoccer.com All-Americans

- 2017 Jean-Christoph Koffi (1st)
- Joe Bell (Fr. Best XI)
- 2018 Aboubacar Keita (Fr. Best XI)
- 2019 Joe Bell (1st)
- Henry Kessler (1st)
- Daryl Dike (2nd)
- Andreas Ueland (Fr. Best XI)

Soccer America All-Americans

- 1983 Jeff Gaffney (1st)
- 1984 Jeff Gaffney (1st)
- 1986 George Gelnovatch (1st)
- 1987 John Harkes (1st)
- 1988 Jeff Agoos (1st)
- 1989 Tony Meola (1st)
- Curt Onalfo (1st)
- 1990 Jeff Agoos (1st)
- 1991 Erik Imler (1st)
- Claudio Reyna (1st)
- 1992 Erik Imler (1st)
- Claudio Reyna (1st)
- 1992 Brian Bates (1st)
- 1993 Brian Bates (1st)
- Nate Friends (1st)
- Brandon Pollard (1st)
- Claudio Reyna (1st)
- 1994 Mike Fisher (1st)
- Brandon Pollard (1st)
- Damian Silvera (1st)
- A.J. Wood (1st)
- 1996 Mike Fisher (1st)
- 1997 Ben Olsen (1st)
- 2001 Kyle Martino (1st)
- 2002 Alecko Eskandarian (1st)
- 2009 Diego Restrepo (1st)
- Tony Tchani (2nd)
- 2013 Eric Bird (2nd)
- 2019 Joe Bell (1st)
- Daryl Dike (3rd)
- Henry Kessler (2nd)
- Colin Shutler (1st)

College Soccer News All-Americans

- 2013 Eric Bird (2nd)
- 2014 Eric Bird (3rd)
- 2019 Joe Bell (1st)
- Colin Shutler (1st)
- Henry Kessler (2nd)
- Daryl Dike (3rd)





HONORS & AWARDS

ALL REGION HONORS

NSCAA/United Soccer Coaches

All-Region

- 1999 Ryan Trout (1st)
Kyle Martino (2nd)
Steve Totten (3rd)
- 2000 Alecko Eskandarian (1st)
Kyle Martino (1st)
Ryan Gibbs (3rd)
- 2001 Jonathan Cole (1st)
Alecko Eskandarian (1st)
Kyle Martino (1st)
Kenny Arena (2nd)
- 2002 Alecko Eskandarian (1st)
Matt Oliver (2nd)
- 2003 Matt Oliver (2nd)
- 2004 Hunter Freeman (1st)
Matt Oliver (1st)
Nico Colaluca (2nd)
- 2005 Yannick Reyerling (1st)
Ryan Burke (2nd)
Adam Cristman (2nd)
Nico Colaluca (3rd)
- 2006 Nico Colaluca (1st)
Bakary Soumare (2nd)
Yannick Reyerling (2nd)
Adam Cristman (3rd)
- 2007 Yannick Reyerling (2nd)
- 2008 Tony Tchani (1st)
Brian Ownby (2nd)
- 2009 Greg Monaco (1st)
Tony Tchani (1st)
Will Bates (2nd)
Diego Restrepo (3rd)
Ross Labaux (3rd)
- 2011 Will Bates (2nd)
Hunter Jumper (2nd)
Brian Ownby (3rd)
- 2013 Eric Bird (1st)
Jordan Allen (2nd)
Darius Madison (3rd)
- 2014 Eric Bird (2nd)
- 2015 Todd Wharton (3rd)
- 2016 Edward Opoku (1st)
Sergi Nus (3rd)
- 2017 Jeff Caldwell (2nd)
Jean-Christophe Koffi (2nd)
Sergi Nus (2nd)
Edward Opoku (2nd)
Pablo Aguilar (3rd)
- 2018 Joe Bell (2nd)
Henry Kessler (2nd)
- 2019 Colin Shutler (1st)
Henry Kessler (1st)
Daryl Dike (1st)
Joe Bell (1st)
Robin Afamefuna (2nd)
- 2022 Andreas Ueland (1st)
Leo Afonso (2nd)
- 2023 Stephen Annor Gyamfi (1st)
Mouhameth Thiam (2nd)
Paul Wiese (3rd)

Since 1999 & missing 2010 All-Region teams

ACC INDIVIDUAL AWARDS

ACC Player of the Year

- 1984 Jeff Gaffney
- 1987 John Harkes
- 1988 Jeff Agoos
- 1989 Tony Meola
- 1995 Mike Fisher
- 1996 Mike Fisher
- 2001 Kyle Martino
- 2002 Alecko Eskandarian

ACC Defensive Player of the Year

- 2022 Andreas Ueland

ACC Midfielder of the Year

- 2019 Joe Bell
- 2023 Mouhameth Thiam (Co)

ACC Rookie of the Year

- 1991 Claudio Reyna
- 1997 Jason Moore
- 1999 Kyle Martino
- 2000 Alecko Eskandarian
- 2008 Tony Tchani
- 2023 Stephen Annor Gyamfi


ACC Coach of the Year

- 1979 Bruce Arena
- 1984 Bruce Arena
- 1986 Bruce Arena
- 1988 Bruce Arena
- 1989 Bruce Arena
- 1991 Bruce Arena
- 1995 Bruce Arena
- 1996 George Gelnovatch


- 2001 George Gelnovatch

ALL-ACC TEAMS

- 1968 John Taylor, M (2nd)
- 1969 Dan Abramson, G (1st)
David Bowman, D (2nd)
Jay Connor, F (2nd)
- 1970 Jay Connor, F (2nd)
Ed Marks, D (2nd)
Jay Ziehl, D (2nd)
- 1971 Ed Marks, D (1st)
Jay Connor, F (2nd)
Phil Crane, F (2nd)
Scott Peyton, G (2nd)
Jay Ziehl, D (2nd)
- 1972 Jay Ziehl, D (1st)
Sam Crosby, D (2nd)
- 1973 Jay Meaney, F (2nd)
- 1974 Jay Meaney, F (1st)
Paul Corbin, D (2nd)
Andy Dupont, D (2nd)
- 1975 Mike Kriegh, G (2nd)
- 1976 Randy Kerr, D (1st)
José Bauza, F (2nd)
- 1977 Mark Woolley, D (1st)
José Bauza, F (2nd)
- 1978 José Bauza, F (1st)
Mark Woolley, F (2nd)
- 1979 José Bauza, M (1st)
Dave Dickey, D (1st)
Scott Smith, D (1st)
Bill Wallace, G (1st)
Pepe Llontop, F (2nd)
- 1980 Pepe Llontop, F (1st)
David Brillhart, M (2nd)
Dave Dickey, D (2nd)
Scott Smith, D (2nd)
- 1981 Dave Dickey, D (1st)
Voga Wallace, D (2nd)
- 1982 Jeff Gaffney, F (2nd)
- 1983 George Gelnovatch, F (2nd)
Rob Steward, D (2nd)
Voga Wallace, D (2nd)
- 1984 Doug Davies, M (1st)
Jeff Gaffney, F (1st)
Rob Steward, D (1st)
George Gelnovatch, M (2nd)
Mike Schnabel, D (2nd)
- 1985 Jeff Gaffney, F (1st)
Rob Steward, D (1st)
Doug Davies, M (2nd)
George Gelnovatch, F (2nd)
Keith Lenert, G (2nd)
Mike Schnabel, D (2nd)
- 1986 Jeff Agoos, D (1st)
John Harkes, M (1st)
George Gelnovatch, F (1st)
Bob Willen, G (1st)
- 1987 John Harkes, M (1st)
Jay Del Carmen, F (2nd)
John Maessner, F (2nd)
Bob Willen, G (2nd)
- 1988 Jeff Agoos, D (1st)
John Maessner, F (1st)
Tony Meola, G (1st)
Drew Fallon, F (2nd)
Kris Kelderman, M (2nd)
Jay Lodge, D (2nd)
- 1989 Jeff Agoos, D (1st)
John Maessner, F (1st)
Tony Meola, G (1st)



John Harkes



Jeff Agoos



Matt Oliver





HONORS & AWARDS



Will Bates



Jeff Caldwell



Joe Bell

- 1990 Curt Onalfo, M (1st)
Drew Fallon, F (2nd)
Jeff Agoos, D (1st)
- 1991 Curt Onalfo, M (1st)
Erik Imler, D (2nd)
Erik Imler, D (1st)
Claudio Reyna, M (1st)
Ben Crawley, F (2nd)
Richie Williams, M (2nd)
Lyle Yorks, M (2nd)
- 1992 Brian Bates, D (1st)
Ben Crawley, F (1st)
Erik Imler, M (1st)
Clint Peay, D (1st)
Claudio Reyna, M (1st)
A.J. Wood, F (2nd)
- 1993 Brandon Pollard, D (1st)
Claudio Reyna, F (1st)
Damian Silvera, M (1st)
Jeff Causey, G (2nd)
- 1994 Clint Peay, D (1st)
Brandon Pollard, D (1st)
A.J. Wood, F (1st)
Mike Fisher, M (2nd)
Nate Friends, F (2nd)
Damian Silvera, M (2nd)
- 1995 Mike Fisher, F (1st)
Brandon Pollard, D (1st)
Damian Silvera, M (1st)
Billy Walsh, M (2nd)
- 1996 Matt Chulis, D (1st)
Mike Fisher, M (1st)
Ben Olsen, M (1st)
Scott Vermillion, D (1st)
Matt Leonard, F (2nd)
- 1997 Matt Chulis, D (1st)
Ben Olsen, M (1st)
Scott Vermillion, D (1st)
Brian West, F (1st)
- 1998 Chris Albright, F (1st)
Matt Chulis, D (1st)
Jason Moore, M (1st)
Sam Franklin, M (2nd)
Brock Yetso, G (2nd)
- 1999 Kyle Martino, F (1st)
Ryan Trout, F/M (2nd)
Steve Totten, M (2nd)
- 2000 Alecko Eskandarian, F (1st)
Kyle Martino, MF (1st)
Steve Totten, MF (2nd)
- 2001 Jonathan Cole, D (1st)
Alecko Eskandarian, F (1st)
Ryan Gibbs, F (1st)
Kyle Martino, MF (1st)
Matt Oliver, D (2nd)
- 2002 Alecko Eskandarian, F (1st)
Kenny Arena, M (2nd)
Matt Oliver, D (2nd)
- 2003 Matt Oliver, D (1st)
Mike Littlefield, F (2nd)
Adam Cristman, F (All-Fr.)
Will Hall, M (All-Fr.)
- 2004 Hunter Freeman, D (1st)
Matt Oliver, D (1st)
Nico Colaluca, M (2nd/All Fr.)
Jeremy Barlow, M (All-Fr.)
- 2005 Yannick Reyerling, F (1st/All Fr.)

- 2006 Adam Cristman, F (2nd)
Nico Colaluca, M (2nd)
Nico Colaluca, M (1st)
Adam Cristman, F (2nd)
Yannick Reyerling, F (2nd)
Bakary Soumare, D (2nd)
Jonathan Villanueva, M (All-Fr.)
- 2007 Jeremy Barlow, M (2nd)
Yannick Reyerling, F (1st)
- 2008 Tony Tchani, M (2nd/All-Fr.)
Shawn Barry, D (All-Fr.)
Brian Ownby, F (All-Fr.)
- 2009 Will Bates, F (2nd/All-Fr.)
Neil Barlow, M (2nd)
Ross LaBauex, M (2nd)
Tony Tchani, M (2nd)
- 2010 Brian Ownby, F (1st)
Brian Span, M (All-Fr.)
- 2011 Will Bates, F (1st)
Brian Ownby, M (2nd)
Brian Span, M (2nd)
Ryan Zinkhan, F (All-Fr.)
- 2012 Will Bates, F (1st)
Darius Madison, F (All-Fr.)
Marcus Salandy-Defour, M (All-Fr.)
Todd Wharton, M (All-Fr.)
- 2013 Eric Bird, M (2nd)
Darius Madison, F (2nd)
Jordan Allen, M (3rd/All-Fr.)
- 2014 Eric Bird, M (1st)
Todd Wharton, M (3rd)
Jake Rozhansky, M (All-Fr.)
- 2015 Jake Rozhansky, M (2nd)
Todd Wharton, M (2nd)
Jeff Caldwell, G (3rd)
Edward Opoku, F (3rd/All-Fr.)
Derrick Etienne, F (All-Fr.)
- 2016 Pablo Aguilar, M (2nd)
Jeff Caldwell, GK (2nd)
Edward Opoku, F (2nd)
Jean-Christophe Koffi, M (3rd)
Sergi Nus, D (3rd)
Robin Afamefuna (All-Fr.)
Terrell Lowe (All-Fr.)
- 2017 Jean-Christophe Koffi, M (1st)
Pablo Aguilar, F (2nd)
Jeff Caldwell, GK (2nd)
Edward Opoku, F (2nd)
Sergi Nus, M (3rd)
Joe Bell, M (All-Fr.)
- 2018 Joe Bell, M (3rd)
Henry Kessler, D (3rd)
Daryl Dike, F (All-Fr.)
Cabrel Happi Kamseu (All-Fr.)
Aboubacar Keita, D (All-Fr.)
Daniel Steedman, F (All-Fr.)
- 2019 Joe Bell (1st)
Colin Shutler (1st)
Daryl Dike (2nd)
Henry Kessler (2nd)
Robin Afamefuna (3rd)
Irakoze Donasiyano (3rd)
Andreas Ueland (3rd/All Fr.)
- 2020 Bret Halsey (2nd)
Andreas Ueland (3rd)
- 2021 Leo Afonso (2nd)
Asparuh Slavov (All-Fr.)
- 2022 Andreas Ueland (1st)
Leo Afonso (1st)

- Holden Brown (3rd)
Reese Miller (All-Freshman)
- 2023 Mouhameth Thiam (1st)
Stephen Annor Gyamfi (1st/All Fr.)
Brendan Lambe (All-Fr.)

ACADEMIC HONORS

United Soccer Coaches Scholar Player of the Year

- 2019 Joe Bell

NSCAA/United Soccer Coaches Academic All-Americans

- 2019 Joe Bell, M (1st)
- 2022 Andreas Ueland (1st)

ACC Scholar-Athlete of the Year

- 2019 Joe Bell

CoSIDA Academic All-District

- 2010 Hunter Jumper (2nd)
- 2019 Joe Bell (1st)
- 2021 Andreas Ueland (1st)
- 2022 Andreas Ueland
Moritz Kappelsberger
Paul Wiese
Will Citron
Kome Ubogu
- 2023 Umberto Pela
Axel Ahlander
Albin Gashi
Paul Wiese
Aidan O'Connor
Will Citron

ACC Postgraduate Scholarship

- 2013 Ari Dimas

All-ACC Academic Team

- 2005 Ryan Burke
- 2006 Ryan Burke
- 2007 Zola Short
- 2008 Hunter Jumper
- 2009 Hunter Jumper
- 2010 Hunter Jumper
- 2011 Ari Dimas
Greg Monaco
Ryan Zinkhan
- 2012 Eric Bird
Matt Brown
Scott Thomsen
Todd Wharton
- 2013 Riggs Lennon
Todd Wharton
Ryan Zinkhan
- 2014 Eric Bird
Nicko Corriveau
Scott Thomsen
Ryan Zinkhan
- 2015 Jeff Caldwell
Todd Wharton
- 2016 Jeff Caldwell
Terrell Lowe
- 2017 Jeff Caldwell
Pablo Aguilar
Joe Bell
Sergi Nus





HONORS & AWARDS

- 2018 Robin Afamefuna
Joe Bell
Colin Shutler
- 2019 Joe Bell
Robin Afamefuna
Henry Kessler
Colin Shutler
Andreas Ueland
- 2020 Oliver Gerbig
Andreas Ueland
Jeremy Verley
- 2021 Holden Brown
Asparuh Slavov
Andreas Ueland

POSTSEASON AWARDS

NCAA Tournament/ College Cup MVPs

- 1989 Tony Meola (Defense)
- 1991 Jeff Causey (Defense)
Claudio Reyna (Offense)
- 1992 Claudio Reyna (Offense)
- 1993 Brian Bates (Defense)
Nate Friends (Offense)
- 1994 Mark Peters (Defense)
Damian Silvera (Offense)
- 2009 Jonathan Villanueva (Offense)
Diego Restrepo (Defense)
- 2014 Calle Brown (Defense)
- 2019 Daryl Dike (Offense)

NCAA College Cup All-Tournament Team

- 1997 Ben Olsen
Scott Vermillion
Brian West
- 2010 Brian Ownby
Mike Volk
Tony Tchani
- 2013 Jordan Allen
Darius Madison
- 2014 Pablo Aguilar
Calle Brown
Darius Madison
Jake Rozhansky
Kyler Sullivan
Sheldon Sullivan
- 2019 Daryl Dike
Joe Bell
Daniel Steedman
Henry Kessler

Colin Shutler

ACC Tournament MVP

- 1988 Jeff Agoos
- 1991 Claudio Reyna
- 1992 Brad Agoos
- 1994 Mark Peters
- 1995 Mike Fisher
- 1997 Ben Olsen
- 2003 Ryan Burke
- 2004 Jeremy Barlow
- 2009 Diego Restrepo
- 2019 Henry Kessler

ACC All-Tournament Team

- 1990 Jeff Causey
Ben Crawley
John Duguid
Erik Imler
- 1991 Brian Bates
Erik Imler
Claudio Reyna
Richie Williams
- 1992 Brad Agoos
Nate Friends
Erik Imler
Damian Silvera
- 1993 Brian Bates
Nate Friends
Claudio Reyna
Damian Silvera
A.J. Wood
- 1994 Mike Fisher
Nate Friends
Clint Peay
Mark Peters
Brandon Pllard
Damian Silvera
A.J. Wood
- 1995 Mike Fisher
Damian Silvera
Billy Walsh
Brandon Pollard
Andriy Shapowal
- 1996 Matt Chulis
Mike Fisher
Matt Leonard
Billy Walsh
- 1997 Chris Albright
Jason Moore
Ben Olsen
Scott Vermillion
Brock Yetso
- 1999 Sheldon Barnes
Kyle Martino
Ryan Trout
- 2000 Jonathan Cole
Ryan Gibbs
Kyle Martino
- 2001 Sheldon Barnes
Kyle Martino
- 2002 Ryan Gibbs
Jacob LaBlanc
Alecko Eskandarian
- 2003 Ryan Burke
John Hartman
Matt Oliver
- 2004 Jeremy Barlow
Ryan Burke
Nico Colaluca

- Adam Cristman
Mike Littlefield
- 2006 Yannick Reyering
- 2007 Chris Tierney
- 2008 Brian Ownby
Matt Poole
Jonathan Villanueva
- 2009 Will Bates
Hunter Jumper
Diego Restrepo
Tony Tchani
- 2010 Hunter Jumper
- 2011 Hunter Jumper
Brian "Cobi" Span
- 2012 Zach Carroll
- 2013 Eric Bird
Calle Brown
Marcus Salandy-Defour
Todd Whartono
- 2017 Pablo Aguilar
Jeff Caldwell
Jean-Christophe Koffi
- 2019 Henry Kessler
Nathaniel Crofts
Bret Halsey
Cabrel Happi Kamseu
- 2020 Bret Halsey
Andreas Ueland
- 2022 Holden Brown
Andreas Ueland

NCAA Tournament Records

Nate Friends (1992-94)

6 career goals in College Cup
(5 in 1993)

Damian Silvera (1992-95)

10 career assists

A.J. Wood (1991-94)

13 career goals,
29 career points (tied record)



Nate Friends



Damian Silvera



A.J. Wood





MLS/PROFESSIONAL SOCCER

UVA's U.S. World Cup Players

Year	Name
1990	John Harkes Tony Meola
1994	John Harkes Tony Meola Claudio Reyna
1998	Jeff Agoos Claudio Reyna
2002	Jeff Agoos Tony Meola Claudio Reyna

UVA's U.S. Olympians

Year	Name
1988	John Harkes Tony Meola
1992	Mike Huwiler Erik Imler Curt Onalfo Claudio Reyna
1996	Clint Peay Brandon Pollard Claudio Reyna Damian Silvera Billy Walsh A.J. Wood
2000	Jeff Agoos Chris Albright Ben Olsen

Virginia Players in Major League Soccer/International Soccer

Name	Team (years)
Jeff Agoos	D.C. United (1996-2000); San Jose Earthquakes (2001-2004); New York/ New Jersey MetroStars (2005)
Chris Agorsor	Real Salt Lake (2011)
Chris Albright	D.C. United (1999-2001); Los Angeles Galaxy (2002-2007); New England Revolution (2008-2009); New York Red Bulls (2010-2011); Philadelphia Union (2012-2013)
Jordan Allen	Real Salt Lake (2014-2019)
Kenny Arena	New York/New Jersey MetroStars (2003-2004); D.C. United (2005)
Shawn Barry	LASK Linz - Austria (2011-15); FSV Frankfurt - Germany (2015-17); Korona Kielce - Poland (2017); Real Salt Lake (2018), Tampa Bay Rowdies (2019)
Brian Bates	Colorado Rapids (1996-1997); Chicago Fire (1998); Dallas Burn (1998)
Joe Bell	Viking FK (2020-2021), Brøndby IF (2022-present)
Eric Bird	Philadelphia Union (2015), Houston Dynamo (2018-19), FC Tulsa (2020-present)
Calle Brown	Houston Dynamo (2016-2017), Seattle Sounders (2018), Loudoun United FC (2019), Northern Virginia FC (2021-present)
Jeff Caldwell	New York City FC (2018), Memphis 901 FC (2019), New England Revolution (2020), Hartford Athletic (2021), Colorado Springs (2022-present)
Jeff Causey	D.C. United (1996-1997); New England Revolution (1997-2001)
Matt Chulis	Columbus Crew (1999-2000)
Ben Crawley	D.C. United (1996)
Adam Cristman	New England Revolution (2007-2008), Kansas City Wizards (2009), D.C. United (2010), L.A. Galaxy (2011-2012)
Daryl Dike	Orlando City SC (2020-2021), Barnsley FC - loan (2021), West Bromwich Albion (2022-present)
Iraakoze Donasiyano	Nashville FC (2021), Energy FC - loan (2021), Nashville SC (2022-present)
Alecko Eskandarian	D.C. United (2003-2006); Toronto FC (2007); Real Salt Lake (2007); Chivas USA (2008-2009); Los Angeles Galaxy (2009-2010)
Derrick Etienne	New York Red Bulls (2016-2019); FC Cincinnati (2019); Columbus Crew (2020-present)
Hunter Freeman	Colorado Rapids (2005-2006); New York Red Bulls (2007-2008); Toronto FC (2008); IK Start (2009-2010); Houston Dynamo (2011); Colorado Rapids (2012)
George Gelnovatch	D.C. United (1996)
Michael Green	Kansas City Wizards (1999-2001)
Bret Halsey	Real Salt Lake (2021-present), Real Monarchs I (2021-present)
John Harkes	D.C. United (1996-1998); New England Revolution (1999-2000); Columbus Crew (2001-2002)
Mike Huwiler	D.C. United (1996)
Erik Imler	D.C. United (1996); New England Revolution (1997)
Hunter Jumper	Chicago Fire (2012-14)
Kris Kelderman	D.C. United (1996-1997); Miami Fusion (1998); New England Revolution (1999-2000)
Henry Kessler	New England Revolution (2020-present)
Ryan Kelly	Columbus Crew (2005)
Ross LaBeaux	Colorado Rapids (2011-20112)
Jacob LeBlanc	New York/New Jersey MetroStars (2003)
Marshall Leonard	New England Revolution (2002-2007)
John Maessner	D.C. United (1996-1997); Miami Fusion (1998-1999) D.C. United (1999-2000); Tampa Bay Mutiny (2000-2001)
Kyle Martino	Columbus Crew (2002-2006); Los Angeles Galaxy (2006-2007)
Tony Meola	New York/New Jersey MetroStars (1996-1998); Kansas City Wizards (1999-2004); New York Red Bulls (2005-2006)
Jason Moore	D.C. United (1999-2000); Colorado Rapids (2001); Chicago Fire (2002); New England Revolution (2003)
Ben Olsen	D.C. United (1998-2009)
Curt Onalfo	Los Angeles Galaxy (1996); San Jose Clash (1997); D.C. United (1998-2000)
Edward Opoku	Columbus Crew SC (2018-19); Legion FC (2019)
Brian Ownby	Reading United (2011); Houston Dynamo (2012-2014); Richmond Kickers (loan)(2013); Pittsburgh Riverhounds SC (loan)(2014); Richmond Kickers (2015-2016); Louisville City FC (2017-present)
Clint Peay	D.C. United (1996-2000)
Brandon Pollard	Dallas Burn (1996-2000)
Diego Restrepo	Bradenton Academics (2007-2008); America de Cali (2011); Deportivo Tachira (2012); Tampa Bay Rowdies (2013-2014); Charlotte Independence (2015); Metropolitanos (2015); Fort Lauderdale Strikers (2016); Tampa Bay Rowdies (2016); San Antonio FC (2017-2018); Austin Bold FC (2019-present)
Marcus Salandy-Defour	B93 - Denmark (2017-18)
Damian Silvera	New York/ New Jersey MetroStars (1996); Kansas City Wizards (1997)
Kyle Singer	New England Revolution (2003-2005)
Mike Silvinski	D.C. United (1998)
Bakary Soumare	Chicago Fire (2007-09); Philadelphia Union (2012-13); Chicago Fire (2013-2014); Montreal Impact (2015)
Sheldon Sullivan	Reading United (2015-2016); Rio Grande Valley FC Toros (2018)
Brian "Cobi" Span	Djurgårdens IF (2012-13); FC Dallas (2014); IFK Mariehamn - Finland (2015-17) Västerås SK (2018-2021), Haninge (2022)
Tony Tchani	New York Red Bulls (2010-11), Toronto FC (2011), Columbus Crew (2011-2017)
Chris Tierney	Vancouver Whitecaps FC (2017); Chicago Fire (2018)
Scott Thomsen	New England Revolution (2008-2018)
Scott Vermillion	New York Red Bulls (2016); Orlando City B (2017); Richmond Kickers (2016, 2018-present)
Brian West	Kansas City Wizards (1998-2000); D.C. United (2001)
Richie Williams	Columbus Crew (1998-2003)
A.J. Wood	D.C. United (1996-1998, 2002); New York/New Jersey MetroStars (2001, 2003); New York/New Jersey MetroStars (1996-1997); Columbus Crew (1997); D.C. United (1998-2001)
Lyle Yorks	D.C. United (1998)

Bold denotes currently active in MLS/Professional Soccer as of July 8, 2022





MLS DRAFT/ALLOCATIONS

MLS SuperDraft (30)

Name	Pos.	Year	Rd., Pick	Team
Andreas Ueland	D	2023	3, 68th	NE
Bret Halsey (2018-20)	M	2021	1, 7th	RSL
Irakoze Donasiyano (2017-20)	M	2021	1, 20th	NSH
Daniel Steedman (2018-19)	M	2021	2, 28th	AUS
Nathaniel Crofts (2017-20)	F	2021	2, 45th	TOR
Colin Shutler (2016-20)	GK	2021	2, 48th	DAL
Daryl Dike (2018-19)	F	2020	1, 5th	ORL
Henry Kessler (2017-19)	D	2020	1, 6th	NE
Robin Afamefuna (2016-17)	D	2020	2, 37th	COL
Jeff Caldwell (2014-17)	GK	2018	1, 19th	NYCFC
Edward Opoku (2015-17)	F	2018	2, 32nd	CLB
Pablo Aguilar (2014-17)	F	2018	3, 59th	HOU
Sheldon Sullivan (2014-17)	D	2018	3, 66th	HOU
Eric Bird (2011-14)	M	2014	2, 41st	PHI
Hunter Jumper (2008-11)	D	2012	2, 28th	CHI
Ross LaBauex (2006-09)	M	2010	2, 23rd	COL
Tony Tchani (2008-09)	M	2010	1, 2nd	NY
Jeremy Barlow (2004-07)	M	2008	4, 56th	HOU
Bakary Soumare (2006)	D	2007	1, 2nd	CHI
Nico Colaluca (2004-06)	M	2007	1, 6th	COL
Adam Cristman (2003-06)	F	2007	4, 48th	NE
Hunter Freeman (2002-04)	D	2005	1, 7th	COL
Alecko Eskandarian (2000-02)	F	2003	1, 1st	DC
David Comfort (1999-2002)	GK	2003	3, 21st	DAL
Kenny Arena (1999-2002)	D	2003	4, 32nd	NY
Jacob LeBlanc (2000-02)	M	2003	5, 42nd	NY
Kyle Martino (2000-01)	M	2002	1, 8th	CLB
Steve Totten (1998-2001)	M	2002	3, 26th	CHI
Marshall Leonard (1998-2001)	D	2002	4, 45th	NE
Ryan Trout (1997-2000)	M	2001	4, 41st	COL
Michael Feller (1998-2000)	D	2001	6, 66th	NE

MLS Supplemental Draft (9)

Name	Pos.	Year	Rd., Pick	Team
Will Bates (2009-11)	F	2013	1, 5th	SEA
Brian Ownby (2008-11)	F	2012	1, 7th	HOU
Mike Volk (2009-11)	D	2012	2, 31st	NY
Chris Tierney (2004-07)	D	2008	1, 13th	NE
Yannick Reyering (2005-07)	F	2008	2, 22nd	DAL
Zola Short (2004-07)	D	2008	3, 38th	COL
Joe Vide (2002-04)	M	2006	1, 5th	NY
Matt Oliver (2001-04)	D	2005	1, 8th	CLB
Curt Onalfo (1987-90)*	D	1997	2, 16th	LA

MLS Homegrown Contracts (4)

Name	Team	Year
Aboubacar Keita (2018)	Columbus Crew	2018
Derrick Etienne (2015)	NY Red Bulls	2015
Scott Thomsen (2012-15)	NY Red Bulls	2015
Jordan Allen (2013)	Real Salt Lake	2014

MLS College Draft (5)

Name	Pos.	Year	Rd., Pick	Team
Jason Moore (1997-98)	M	1999	1, 1st	DC
Matt Chulis (1995-98)	D	1999	1, 9th	CLB
Sam Franklin (1994-98)	M	1999	2, 22nd	LA
Mike Fisher (1993-96)	M	1997	1, 2nd	TB
Brandon Pollard (1992-95)	D	1996	1, 3rd	DAL

Project-40/Generation Adidas (9)

Name	Pos.	Year
Bret Halsey (2018-20)	M	2021
Daryl Dike (2018-19)	F	2020
Henry Kessler (2017-19)	D	2020
Edward Opoku (2015-17)	F	2018
Chris Albright (1997-98)	F	1999
Michael Green (1996-98)	D	1999
Ben Olson (1995-97)	M/F	1998
Scott Vermillion (1995-97)	D	1998
Brian West (1996-97)	F	1998

Allocated Players (4)

Name	Pos.	Year	Rd	Pick	Team
Jeff Agoos (1986, 88-90)	D	1996	##	-	DC
John Harkes (1985-87)	M	1996	##	-	DC
Tony Meola (1988-89)	GK	1996	##	-	NY
Damian Silvera (1992-95)	M	1996	##	-	NY

Inaugural MLS Draft (9)

Name	Pos.	Year	Rd	Pick	Team
Erik Imler (1989-92)	D	1996	3	30	DC
Brian Bates (1990-93)	D	1996	4	32	COL
Richie Williams (1988-91)	M	1996	4	40	DC
Jeff Causey (1990-93)	GK	1996	5	46	SKC
A.J. Wood (1991-94)	F	1996	5	49	NY
Curt Onalfo (1987-90)	D	1996	8	74	LA
Kris Kelderman (1987-90)	D	1996	8	80	DC
Clint Peay (1991-94)	D	1996	9	90	DC
Ben Crawley (1989-92)	F	1996	10	100	DC
Claudio Reyna (1991-93)**	M	signed in 2007			

*Redrafted

**Not part of a draft. Signed with NY Red Bulls after leaving Manchester City.

Inaugural Allocation






COACHING HISTORY

Year	Overall	ACC	GF	GA	Coach	Year	Overall	ACC	GF	GA	Coach	
	W-L-T	W-L-T					W-L-T	W-L-T				
1941	0-9-0		10	57	Lawrence Ludwig	1983	16-5-0	5-1-0	61	20	Bruce Arena	
1942	4-2-1		15	9	Lawrence Ludwig	1984	19-3-1	6-0-0	76	13	Bruce Arena	
1943-45		No Team				1985	15-4-1	4-1-1	50	13	Bruce Arena	
1946	1-3-1		4	15	Lawrence Ludwig	1986	17-2-2	6-0-0	51	10	Bruce Arena	
1947	2-7-2		14	21	Lawrence Ludwig	1987	17-3-2	5-0-1	40	10	Bruce Arena	
1948	3-7-1		13	22	Lawrence Ludwig	1988	18-1-3	5-0-1	42	9	Bruce Arena	
1949	5-5-0		19	18	Lawrence Ludwig	1989	21-2-2	5-0-1	65	13	Bruce Arena	
1950	4-5-1		26	23	Lawrence Ludwig	1990	12-6-6	3-2-1	43	18	Bruce Arena	
1951	1-5-2		16	21	Hugh Moomaw	1991	19-1-2	5-1-0	55	21	Bruce Arena	
1952	5-2-2		23	14	Hugh Moomaw	1992	21-2-1	5-1-0	70	20	Bruce Arena	
1953	4-4-1		22	13	Hugh Moomaw	1993	22-3-0	4-2-0	66	18	Bruce Arena	
1954	2-4-2	1-1-2	12	19	Wilson Fewster	1994	22-3-1	4-2-0	86	35	Bruce Arena	
1955	3-5-2	1-2-1	14	18	Robert Sandell	1995	21-1-2	4-0-2	83	29	Bruce Arena	
1956	6-3-0	3-1-0	27	13	Robert Sandell	1996	16-3-3	4-0-2	65	20	George Gelnovatch	
1957	5-2-1	2-1-1	21	11	Robert Sandell	1997	19-4-3	3-1-2	61	24	George Gelnovatch	
1958	5-4-0	1-3-0	36	23	Eugene Corrigan	1998	16-4-3	4-1-1	50	21	George Gelnovatch	
1959	3-4-2	2-2-0	16	18	Eugene Corrigan	1999	14-9-1	1-4-1	44	29	George Gelnovatch	
1960	3-7-0	1-3-0	13	29	Eugene Corrigan	2000	17-6-1	5-1-0	62	29	George Gelnovatch	
1961	9-3-0	1-3-0	48	22	Eugene Corrigan	2001	17-2-1	6-0-0	42	12	George Gelnovatch	
1962	5-4-1	1-3-0	31	20	Eugene Corrigan	2002	15-7-0	3-3-0	55	27	George Gelnovatch	
1963	7-2-1	2-1-1	25	22	Eugene Corrigan	2003	11-10-2	3-3-0	29	29	George Gelnovatch	
1964	4-5-2	0-4-0	18	19	Eugene Corrigan	2004	18-5-1	4-3-0	50	24	George Gelnovatch	
1965	3-6-1	2-2-0	13	13	Eugene Corrigan	2005	12-5-3	6-2-0	37	25	George Gelnovatch	
1966	0-10-0	0-4-0	11	39	Gordon Burris	2006	17-4-1	5-3-0	40	21	George Gelnovatch	
1967	3-9-0	0-4-0	22	32	Gordon Burris	2007	12-8-2	1-5-2	44	29	George Gelnovatch	
1968	4-5-1	1-3-1	22	22	Gordon Burris	2008	11-9-1	4-4-0	39	29	George Gelnovatch	
1969	9-1-2	4-0-1	24	10	Gordon Burris	2009	19-3-3	4-3-1	37	8	George Gelnovatch	
1970	8-2-1	3-1-0	33	11	Gordon Burris	2010	11-6-3	2-4-2	36	16	George Gelnovatch	
1971	7-5-1	1-3-1	36	14	Jim Stephens	2011	12-8-1	4-3-1	40	27	George Gelnovatch	
1972	8-3-3	1-2-2	30	13	Jim Stephens	2012	10-7-4	3-4-1	29	25	George Gelnovatch	
1973	6-7-0	1-4-0	24	27	Jim Stephens	2013	13-6-5	4-3-4	45	25	George Gelnovatch	
1974	5-4-3	3-2-0	23	19	Larry Gross	2014	14-6-3	3-3-2	27	17	George Gelnovatch	
1975	5-8-0	0-5-0	21	26	Larry Gross	2015	10-5-3	4-2-2	24	17	George Gelnovatch	
1976	8-6-2	2-2-1	40	23	Larry Gross	2016	11-4-5	3-2-3	29	18	George Gelnovatch	
1977	12-6-1	2-3-0	45	19	Larry Gross	2017	12-4-5	3-2-3	34	18	George Gelnovatch	
1978	9-2-2	3-2-0	29	10	Bruce Arena	2018	10-4-3	3-2-2	24	12	George Gelnovatch	
1979	12-4-1	3-1-1	26	12	Bruce Arena	2019	21-2-1	6-1-1	46	13	George Gelnovatch	
1980	8-9-1	2-3-1	30	30	Bruce Arena	2020	7-8-1	4-7-1	19	22	George Gelnovatch	
1981	10-6-2	2-4-0	48	20	Bruce Arena	2021	6-9-3	2-5-1	23	27	George Gelnovatch	
1982	16-2-2	3-1-2	57	12	Bruce Arena	2022	10-4-5	5-1-2	34	12	George Gelnovatch	
Total						826-379-139	213-154-57	2833	1610	10 Coaches		

THE VIRGINIA COACHING LINE




ROBERT SANDELL




EUGENE CORRIGAN



GORDON BURRIS



JIM STEPHENS



LARRY GROSS



BRUCE ARENA

Coach	OVERALL					ACC			
	Years	W	L	T	Pct.	W	L	T	Pct.
Lawrence Ludwig (1941-50)	7	19	38	6	.349	0	0	0	—
Hugh Moomaw (1951-53)	3	10	11	5	.481	0	0	0	—
Wilson Fewster (1954)	1	2	4	2	.375	1	1	2	.500
Robert Sandell (1955-57)	3	14	10	3	.574	6	4	2	.583
Eugene Corrigan (1958-65)	8	39	35	7	.525	10	21	1	.328
Gordon Burris (1966-70)	5	24	27	4	.473	8	12	2	.409
Jim Stephens (1971-73)	3	21	15	4	.575	3	9	3	.300
Larry Gross (1974-77)	4	30	24	6	.550	7	12	1	.375
Bruce Arena (1978-95)	18	295	59	31	.806	74	21	11	.750
George Gelnovatch (1996-present)	28	372	156	71	.680	104	74	35	.570





NCAA CHAMPIONSHIP TEAMS

1989

Virginia 1, Santa Clara 1 (OT)

Teams declared co-champions

December 4, 1989 • New Brunswick, N.J.

Santa Clara	0	1	0	0	0	0	—	1
Virginia	1	0	0	0	0	0	—	1

Scoring: UVA—Fallon (Williams, Yorks) 26:48; SC—Baicher (Smith) 83:37.

Shots: SC 12 (Holocher 4, Bravo 2, Baicher 2, Broughton, Rast, Robertson, Barreras), UVA 10 (Fallon 4, Williams 2, Onalfo, J. Agoos, Kelderman, Yorks); **Saves:** SC 4 (Yamamoto 4), UVA 5 (Meola 5); **Corner Kicks:** SC 5, UVA 4; **Fouls:** SC 30, UVA 27; **Offsides:** SC 3, UVA 7; **Attendance:** 3,889; **Records:** SC 20-0-3, UVA 21-2-2.

The 1989 season opened with promise, as the Cavaliers won their first 11 games of the year. Despite losing to Duke in the ACC Tournament, UVA advanced in the NAAs with a 4-1 win over Philadelphia Textile and a 1-0 triumph against South Carolina.

The Cavaliers moved on to the national semifinals, where they would play at Rutgers. UVA dispatched the Scarlet Knights 3-0 before 7,836 fans as John Maessner scored two goals, while Tim Kunihiro added a goal and freshman Brad Agoos equaled his season total with two timely assists.

The championship game was played two days later in sub-zero wind chill at Rutgers Stadium. Virginia would share the title with Santa Clara after a 1-1 draw at the end of regulation and 60 minutes of scoreless overtime. The coaches association had decided against a shootout in the NCAA title game and thus the Cavaliers and Broncos were declared co-champs.

UVA struck first in the title game, when Lyle Yorks sent a corner kick to Richie Williams, who headed the ball to Drew Fallon five yards from the goal. Fallon then beat Santa Clara goalkeeper Eric Yamamoto to give the Cavaliers a 1-0 lead at 26:48. UVA maintained the edge until late in the second half, when a pass intended for Tony Meola was intercepted. Jeff Baicher caught Meola going the wrong way for the equalizer, with just 6:23 remaining in regulation.

Neither team was able to score again in the worsening conditions, as the game went through the two regulation 15 minute overtime periods and then two 15 minute sudden-death overtimes. The game ended as the second-longest in NCAA Tournament history and yielded the first co-champions since 1968, when Maryland and Michigan State tied. Meola was named the tournament's Most Valuable Defensive Player, as he guarded against 12 shots, seven coming in the four overtimes.

1991

Virginia 0, Santa Clara 0 (OT)

UVA won 3-1 on penalty kicks

December 8, 1991 • Tampa, Fla.

Santa Clara	0	0	0	0	0	0	—	0 (1)
Virginia	0	0	0	0	0	0	—	0 (3)

Shots: SC 10 (Broughton 2, Schmidt 2, Cochran, Hampton, Rast, Arya, Cruz, Stiles), UVA 16 (Wood 5, Reyna 4, Crawley 3, Williams, Imler, Bates, Champ); **Saves:** SC 6 (Rueda 6), UVA 5 (Causey 5); **Corner Kicks:** SC 8, UVA 9; **Fouls:** SC 34, UVA 30; **Attendance:** 3,912; **Records:** SC 20-1-2, UVA 19-1-2.

Combining a blend of youthful rookies and veterans, Virginia capped off another successful season in 1991 by capturing the NCAA title for the second time in three years.

The Cavaliers suffered a 2-0 loss to Wake Forest early in the season, despite outshooting the Demon Deacons 15-2, but would not lose another game the rest of the year while posting a 19-1-2 record.

After gaining revenge against Wake Forest with a 3-1 victory in the ACC title game, the Cavaliers moved on to the NCAA Tournament. UVA defeated Hartford 2-1 in overtime on a goal by A.J. Wood, then downed Yale 2-0 to make it back to the semifinals.

With the final four taking place at the University of South Florida, UVA trailed Saint Louis 2-1 late in the game and the Cavaliers' title hopes were in jeopardy. Virginia applied intense offensive pressure toward the end of regulation and it paid off when Ben Crawley headed in a pass from Mike Huwiler to send the game into overtime. After no one scored in the first two extra sessions, Crawley headed in a cross from Lyle Yorks at 121:50 to put UVA into the title game.

The opponent in the final was a familiar one, as UVA once again faced Santa Clara. As was the case two years earlier, the game was a close one, and neither team scored during regulation. The match would not go to overtime without some controversy however, as Scott Champ headed in a cross from Richie Williams just as the final second ticked away, but the goal was not allowed.

The teams played for 60 more minutes, but both sides remained unable to find the net. Unlike two years earlier, the game now moved on to a penalty-kick shootout, and Bruce Arena opted to use rested backup goalkeeper Tom Henske in the net. Henske would stop two of Santa Clara's first three shots, while Huwiler, Crawley and Erik Imler all converted to put the Cavaliers up 3-1. Henske then clinched the title by swatting away a low shot from Bruce Broughton.

1992

Virginia 2, San Diego 0

December 6, 1992 • Davidson, N.C.

Virginia	0	2	—	2
San Diego	0	0	—	0

Scoring: UVA—Friends 69:31; UVA—Imler (B. Agoos, Reyna) 77:33.

Shots: UVA 17 (Wood 8, Bates 2, Reyna 2, B. Agoos, Peay, Imler, Crawley, Friends), USD 5 (Lindquist, Arthur, Streicek, Beall, Jara); **Saves:** UVA 3 (Causey 3), USD 6 (Garlick 6); **Corner Kicks:** UVA 5, USD 6; **Fouls:** UVA 16, USD 25; **Offsides:** UVA 4, USD 3; **Attendance:** 8,150; **Records:** UVA 21-2-1, USD 19-5-0.

The Cavaliers began the 1992 season by unveiling the premier facility in collegiate soccer, Klöckner Stadium. In the inaugural game, an exhibition contest against Santa Clara, Virginia posted a 1-0 win in front of 6,142 fans. Playing two-thirds of its games at home, UVA went on to win its first 14 contests of the season and push its unbeaten streak to an ACC record 32 games.

Despite two losses late in the regular season, the Cavaliers went on to win the ACC title and defeat both Penn State (4-1) and Dartmouth (3-0) to move on to the NCAA semifinals. Virginia went to Davidson, N.C., looking to become the first team to repeat as NCAA champions since Indiana took the title in 1982 and 1983.

ACC rival Duke was waiting in the semifinals but goalkeeper Jeff Causey and the UVA defense posted a shutout, with midfielder Tain Nix providing a clear off the goal line early in the second half. Ben Crawley, who had dedicated the postseason to the memory of his mother, Linda, scored the game winner against the Blue Devils, knocking home a one-hop pass from Nix at 59:53. The Cavaliers then broke the game open, as A.J. Wood and Brian Bates both scored to give UVA a 3-0 win.

The Cavaliers' opponent in the title game was the University of San Diego, who had beaten perennial powers UCLA and Indiana, and downed local favorite Davidson in the semifinals (3-2 in OT). The championship game was scoreless until Nate Friends broke the tie at the 69:31 mark. Brad Agoos sent the ball into the box and Friends knocked an off-balance shot off goalkeeper Scott Garlick, but claimed the rebound and lofted the ball into the goal to give Virginia a 1-0 lead.

Claudio Reyna controlled the action for the majority of the time remaining. Reyna's pass down the right wing in the 77th minute found Agoos, who crossed the ball into a crowded box. Erik Imler came flying in near the left post for an easy header and the clinching 2-0 lead. Reyna was named the tournament's Offensive MVP for the second straight season.





NCAA CHAMPIONSHIP TEAMS

1993

Virginia 2, South Carolina 0

December 5, 1993 • Davidson, N.C.

Virginia	1	1	—	2
South Carolina	0	0	—	0

Scoring: UVA—Friends (Fisher) 39:54; UVA—Friends (Fisher) 85:59.

Shots: UVA 7 (Reyna 2, Friends 2, Fisher, Silvera, Slivinski), USC 6 (Baumhoff 2, Smith, Faklaris, Pier, Scheving); **Saves:** UVA 6 (Causey 6), USC 3 (Turner 3); **Corner Kicks:** UVA 6, USC 4; **Fouls:** UVA 12, USC 8; **Offsides:** UVA 1, USC 3; **Attendance:** 10,549; **Records:** UVA 22-3-0, USC 16-4-4.

Riding the momentum of the 1992 championship, UVa won its first 11 games and extended its winning streak to a record 17. Clemson would bring the streak to end, as the Cavaliers dropped a tough 2-1 game with the Tigers scoring in the final seconds. UVa later gained revenge against Clemson with a 2-1 win in the ACC title game.

In the NCAAs, the Cavaliers defeated both William & Mary and Loyola by scores of 2-1, then dominated Wisconsin in a 3-0 game which placed UVa in the semifinals for the 3rd year in a row. It also put the Cavaliers in position to win an unprecedented 3rd consecutive NCAA title.

Returning to Davidson for the semifinals, UVa faced Princeton and former UVa assistant Bob Bradley. The Tigers' zone gave Claudio Reyna room to control the ball and time to set up Nate Friends, who would go on a two-game tear. Friends opened the scoring at 3:14 off a long feed from A.J. Wood, then added another goal in the 34th minute when he put in a deflection off a shot by Wood. Three minutes prior to halftime, Friends would complete the hat trick, knocking home a rebound off a shot by Damian Silvera.

South Carolina outlasted Cal State Fullerton 1-0 in the other semifinal to extend its winning streak to 14 games and advance to its first-ever title game. But UVa had postseason experience in its favor . . . and it also had Friends.

UVa managed only seven shots in the title game, but Friends scored twice to give the Cavaliers a 2-0 win. Friends broke a scoreless tie at 39:54 when he headed home a corner kick from Mike Fisher. Later, at 85:59, Friends volleyed in a Fisher free kick to conclude the scoring. The Gamecocks had a chance to score midway through the second half, when Steve Pier broke free for a one-on-one chance against Jeff Causey, who saved the both the initial shot and a rebound try. Minutes later, Brandon Pollard knocked away a ball at the goal line to preserve the shutout.

Friends was named Offensive MVP after scoring all five of UVa's goals in the final two games, while Brian Bates was chosen as the tournament's Defensive MVP. In addition, Causey concluded his career with a 3rd straight shutout in the NCAA finals.

1994

Virginia 1, Indiana 0

December 11, 1994 • Davidson, N.C.

Indiana	0	0	—	0
Virginia	1	0	—	1

Scoring: UVA—Wood (Pollard, Nix) 20:06.

Shots: IU 11 (Keller 3, Clark 2, Maisonneuve 2, Yeagley, Ward, Ginsberg, Weiss), UVA 9 (Wood 4, Friends 2, Silvera, Fitzmaurice, Nix); **Saves:** IU 4 (Coufal 4), UVA 3 (Peters 3); **Corner Kicks:** IU 8, UVA 6; **Fouls:** IU 18, UVA 28; **Offsides:** IU 2, UVA 1; **Attendance:** 12,035; **Records:** IU 23-3-0, UVA 22-3-1.

Heading into the 1994 season, the UVa senior class knew it could become the first in NCAA history to graduate with a championship in every year. But things would not come easy. The season opened with a 3-2 loss to Boston University, and also included a 5-1 loss at North Carolina, UVa's largest margin of defeat since 1975.

Two weeks later, in what may have been the turning point of the season, the Cavaliers rallied from a 4-1 halftime deficit to post a 6-4 win at Clemson. Virginia would go on to win the ACC Tournament for the fourth straight season, but had to battle through a 2-2 tie with Clemson in the semifinals for a victory on penalty kicks. UVa then opened NCAA Tournament play with wins over UNC Greensboro (3-0) and Maryland (2-1). Against James Madison in the quarterfinals, A.J. Wood recorded a hat trick in a 4-1 Cavalier victory as UVa advanced to the final four once again.

The semifinal opponent was Rutgers, which had lost at home to UVa in the memorably cold 1989 semifinals. The Knights' Kevin O'Connell scored in the ninth minute, but the lead would be short-lived as Damian Silvera hit the net off an assist from Tain Nix. Billy Walsh would knock home the game winner at 53:42, when he put in a cross from Brandon Pollard to seal the victory.

A crowd of over 12,000 turned out for the title game, which saw the Cavaliers face Indiana, a 4-1 victor over UCLA in the other semifinal. UVa jumped ahead in the 21st minute, on a play where Nix started the run up the left flank, crossed midfield and slid a pass to Pollard on the left flank. Pollard beat his man and used his speed to gain room down the side before sending a cross into the box. A.J. Wood knocked the ball off his chest and to his left foot before slipping it past goalkeeper Scott Coufal for the score.

Late in the first half, Indiana's Brian Maisonneuve blasted a direct kick toward the right corner, but Walsh was at the post and headed it away. Goalkeeper Mark Peters—the tournament's Defensive MVP—made two big saves in the final 10 minutes. Silvera took Offensive MVP honors and the senior class of Wood, Nix, Clint Peay and Nate Friends stood at midfield holding their fourth NCAA trophy, their names forever a part of NCAA history.





NCAA CHAMPIONSHIP TEAMS

2009

Virginia 0, Akron 0

UVA won 3-2 on Penalty Kicks

December 13, 2009 • Cary, N.C.

Akron	0	0	0	0	—	0	(2)
Virginia	0	0	0	0	—	0	(3)

Shootout Summary

UVA. Tony Tchani (goal); Akron. Zarek Valentin (save); UVA. Ari Dimas (goal); Akron. Ben Zemanski (goal); UVA. Sean Hiller (goal); Akron. Kofi Sarkodie (post); UVA. Jonathan Villanueva (save); Akron. Scott Caldwell (goal); UVA. Greg Monaco (save); Akron. Blair Gavin (high)

Shots: Akron 12 (Bunbury 4, Speas 3, Sarkodie, Gavin, Ampaipitakwong, Zemanski, Korb), UVA 10 (Tchani 4, Bates 2, Ownby 2, Barry, Villanueva); **Saves:** Akron 3 (Meves 3), UVA 3 (Restrepo 3); **Corner Kicks:** Akron 6, UVA 4; **Fouls:** Akron 10, UVA 22; **Offsides:** Akron 2, UVA 1; **Attendance:** 5,679; **Records:** Akron 23-1-1, UVA 19-3-3

The 2009 NCAA title was the sixth for the Cavaliers in program history, having won the championship in 1989 and from 1991-94. The victory also gave the Virginia its 19th team National Championship in school history, the first since men's lacrosse in 2006.

Early in the game, the Cavaliers had a golden chance to take an early lead in the fifth minute, but Will Bates' point-blank header rattled off the post. In the 14th minute, Akron had its first scoring chance, but Diego Restrepo made a save on a shot by Anthony Ampaipitakwong. Virginia had another chance in the 27th minute as Tony Tchani headed a cross just over the bar. The Cavaliers had a 6-5 shot advantage over the first 45 minutes, but the teams remained scoreless at the half.

Akron (23-1-1) had the first scoring chance of the second half when Teal Bunbury headed a cross wide in the 54th minute. Later in the half, both teams had crosses go through the area, but neither side could get on the end of those passes and the game went to overtime scoreless.

In the overtime periods, neither side could find a game-winning goal, so the champion would be determined by a shootout. In round four with UVA leading 3-1, Jonathan Villanueva had a chance to clinch the title, but Akron keeper David Meves made a save and the Zips' Scott Caldwell converted the ensuing attempt to keep Akron alive.

Greg Monaco had Virginia's second attempt for a championship, but Meves once again made a save. Blair Gavin had the fifth attempt for Akron and needed to convert to force extra kicks, but his shot sailed over the bar to give Virginia the national championship.

Villanueva, who had two assists in the Cavaliers' semifinal win over Wake Forest was named the College Cup's Most Outstanding Offensive Player, while Restrepo, who posted his school record extending 16th shutout of the season in the final, was named the College Cup's Most Outstanding Defensive Player. Joining those players on the All-Tournament team were Brian Ownby, Mike Volk and Tchani.

2014

Virginia 0, UCLA 0

UVA won 4-2 on Penalty Kicks

December 14, 2014 • Cary, N.C.

Virginia	0	0	0	0	—	0	(4)
UCLA	0	0	0	0	—	0	(3)

Shootout Summary

UVA. Todd Wharton (goal); UCLA. Brian Iloski (goal); UVA. Scott Thomsen (save); UCLA. Gage Zerboni (crossbar); UVA. Sam Hayward (goal); UCLA. Willie Raygoza (crossbar); UVA. Patrick Foss (goal); UCLA. Larry Ndjock (goal); UVA. Riggs Lennon (goal)

Shots: UCLA 15 (Stolz 5, Danladi 3, Ndjock 2, Gasper 2, Tusaazemajja, Contreras, Simmons), UVA 9 (Bird 2, Thomsen 2, Wharton 2, Madison, Corriveau, Rozhansky); **Saves:** UCLA 3 (Edwards Jr. 3), UVA 3 (Brown 3); **Corner Kicks:** UCLA 7, UVA 5; **Fouls:** UCLA 19, UVA 16; **Offsides:** UCLA 1, UVA 0; **Attendance:** 8,015; **Records:** UCLA 14-5-5, UVA 14-6-3

Virginia earned its seventh NCAA championship following a penalty-kick shootout against UCLA in front of 8,015 fans at WakeMed Soccer Park in Cary, N.C. After the teams played 110 scoreless minutes, Virginia won the shootout, 4-2, to earn the program's seventh national championship.

Virginia was the No. 16 seed in the field, while UCLA (14-5-5) was seeded No. 2. The Cavaliers also ousted top-seeded Notre Dame (round of 16) and eighth-seeded Georgetown (quarterfinals) on the road on their road to the championship. UVA matches the second-lowest seed to ever win a championship since the NCAA started seeding 16 teams in 2003, joining No. 16 seed Indiana in 2012. Unseeded UC Santa Barbara won the title in 2006.

Virginia converted on four of its five penalty-kick opportunities in winning the title.

Patrick Foss converted his kick, but Larry Ndjock scored on the ensuing kick to pull the Bruins within 3-2. Riggs Lennon then went right down the middle to bury the Cavaliers' fifth attempt and clinch the championship.

The teams played through a scoreless first half that was devoid of many scoring opportunities, with each side putting one shot on target.

UCLA created a pair of quality scoring chances early in the second half. Ndjock was on the receiving end of both; his short shot from just outside the six was stopped by Brown, and minutes later his header to the near post sailed just wide. UVA absorbed the UCLA pressure throughout the match and particularly in the second half when the Cavaliers were out-shot, 10-3.

Virginia earned a free kick just outside the box in the 84th minute when Pablo Aguilar was tackled just prior to entering the box. Thomsen put the left-footed free kick on target, but it was stopped by Edwards Jr.

Following a set piece from 35 yards out in the 96th minute, UCLA's Abu Danladi had a point-blank shot from eight yards but Brown made a splendid save to keep the Cavaliers in it.





ACC TOURNAMENT HISTORY

16 ACC CHAMPIONSHIPS | 11 ACC TOURNAMENT TITLES

1969 | 1970 | 1983 | 1984 | 1986 | 1988 | 1991 | 1992 | 1993 | 1994 | 1995 | 1997 | 2003 | 2004 | 2009 | 2019

Year	Opponent	Score	Site	Rd	UVA Scorers
1987	North Carolina	L, 0-3	N1	SF	none
1988	N.C. State	T, 0-0 (2ot)	N2	SF	none ¹
	North Carolina	W, 2-1	N2	F	Fallon, Yorks
1989	Duke	L, 0-1	A	SF	none
1990	North Carolina	W, 3-0	N1	QF	Brannan, Crawley, Kelderman
	Wake Forest	T, 0-0 (2ot)	N1	SF	none ¹
	N.C. State	L, 1-2	N1	F	Crawley
1991	North Carolina	W, 1-0	A	SF	Bates
	Wake Forest	W, 3-1	N3	F	Reyna, Champ, Crawley
1992	North Carolina	W, 2-0	A	SF	Silvera, Friends
	Clemson	W, 4-2	N3	F	own goal, Bates, Imler, Friends
1993	Wake Forest	W, 4-0	N3	QF	Friends 2, Fisher, Wood
	Duke	W, 1-0	N3	SF	Bates
	Clemson	W, 2-1	N3	F	Reyna, Friends
1994	Wake Forest	W, 2-0	N2	QF	Friends, Wood
	Clemson	T, 2-2 (2ot)	A	SF	Friends, Silvera No.
	Duke	W, 1-0	N2	F	Fisher
1995	Duke	W, 4-1	A	SF	Feary, Shapowal, Walsh, Prisco
	Clemson	W, 1-0	N1	F	Walsh
1996	Duke	W, 3-2 (2ot)	H	SF	Walsh 2, Leonard
	Maryland	L, 0-2	H	F	none
1997	North Carolina	W, 4-0	N4	QF	Leonard, Olsen, West, Albright
	Wake Forest	W, 2-1	N4	SF	Albright, Olsen
	Maryland	W, 2-0	N4	F	Olsen 2
1998	N.C. State	W, 4-0 (ot)	N5	QF	Green, Albright, Trout, Bush
	Duke	L, 1-3 (ot)	N5	SF	Bush
1999	Maryland	W, 2-0	N5	QF	Trout, Barnes
	Wake Forest	W, 2-1	N5	SF	Trout 2
	Duke	L, 1-2 (3ot)	N5	F	Martino
2000	N.C. State	W, 1-0	N5	QF	own goal
	Duke	W, 3-0	N5	SF	Cole, Gibbs 2
	North Carolina	L, 0-1 (ot)	N5	F	none
2001	Wake Forest	W, 1-0 (ot)	N2	SF	Martino
	Clemson	L, 0-1	N2	F	none
2002	Duke	W, 4-1	N6	QF	Kelly, Gibbs, Eskandarian 2
	Wake Forest	W, 1-0	N6	SF	own goal
	Maryland	L, 0-3	N6	F	none
2003	Clemson	T, 0-0	N6	QF	none ²
	Wake Forest	W, 1-0	N6	SF	own goal
	Maryland	T, 1-1	N6	F	Hartman ³
2004	Duke	W, 3-1	N6	QF	Hartman, Freeman, Littlefield
	Wake Forest	W, 2-1	N6	SF	Cristman, Littlefield
	Maryland	W, 2-1	N6	F	Cristman, Barlow
2005	Clemson	L, 1-4	N6	QF	Reyering
2006	Clemson	W, 2-0	N7	QF	Reyering, Cristman
	Wake Forest	T, 0-0 (2ot)	N7	SF	none ⁴
2007	NC State	W, 4-1	N6	1st	Tierney 2, Villanueva, Mitchell
	Boston College	L, 0-1	N6	QF	none

Year	Opponent	Score	Site	Rd	UVA Scorers
2008	Duke	W, 4-2	N6	QF	Pooler 2, Ownby 2
	Wake Forest	W, 3-2	N6	SF	Villanueva, Neinken, Pooler
	Maryland	L, 0-1	N6	F	none
2009	Maryland	W, 1-0	N6	QF	Tchani
	Wake Forest	T, 0-0	N6	SF	none ⁵
	NC State	W, 1-0	N6	F	Bates
2010	Wake Forest	W, 1-0	N6	QF	Jumper
	Maryland	L, 0-2	N6	SF	none
2011	Wake Forest	W, 4-3 (2ot)	H	QF	Jumper, Ownby, Span 2
	North Carolina	L, 0-1 (ot)	N6	SF	none
2012	Wake Forest	T, 2-2 (2ot)	A	QF	Carrroll, Bird
	North Carolina	T, 0-0 (2ot)	N7	SF	none ⁶
2013	Wake Forest	W, 1-0 (ot)	A	QF	Wharton
	Notre Dame	T, 3-3 (2ot)	N7	SF	Wharton, Salandy-Defour, Corriveau ⁷
	Maryland	L, 0-1	N7	F	none
2014	Virginia Tech	W, 1-0	H	1st	Wharton
	Notre Dame	L, 0-3	A	QF	none
2015	Notre Dame	L, 0-1	A	QF	none
2016	NC State	W, 1-0	H	1st	Aguilar
	Louisville	L, 0-1	A	QF	none
2017	Boston College	W, 4-0	H	1st	Own, Aguilar 2, Opoku
	Louisville	T, 0-0 (2ot)	A	QF	none ⁸
	Notre Dame	W, 2-1	H	SF	Afamefuna, Bell
	Wake Forest	T, 0-0 (2ot)	N8	F	none ⁹
2018	Pittsburgh	L, 0-2	H	1st	none
2019	Syracuse	W, 2-1	H	QF	Bell, Crofts
	Wake Forest	W, 1-0	H	SF	Crofts
	Clemson	W, 3-1	N6	F	Gunnarsson, Happi Kamseu, Afamefuna
2020	Wake Forest	W, 2-0	A	QF	Happi Kamseu 2
	Clemson	L, 1-2	N3	SF	Gunnarsson
2021	Wake Forest	L, 0-3	A	1st	none
2022	Pittsburgh	W, 1-0	H	QF	Miller
	Syracuse	T, 2-2	A	SF	Ueland, Afonso ¹⁰
2023	Syracuse	T, 1-1	H	QF	Afonso ¹¹

All-Time ACC Tournament Record: 46-20-14 (.662)

¹ Virginia advanced with a 4-2 margin in the penalty kick shootout.
² Virginia advanced with a 3-1 margin in the penalty kick shootout.
³ Virginia claimed the ACC title after nine rounds in the penalty kick shootout.
⁴ Wake Forest advanced with a 4-3 margin in the penalty kick shootout.
⁵ Virginia advanced with a 5-4 margin in the penalty kick shootout.
⁶ UNC advanced with a 4-3 margin in the penalty kick shootout.
⁷ Virginia advanced with a 4-3 margin in the penalty kick shootout.
⁸ Virginia advanced with a 4-3 margin in the penalty kick shootout.
⁹ Wake Forest claimed the ACC title after six rounds (4-3) in the penalty kick shootout.
¹⁰ Syracuse advanced with a 5-3 margin in the penalty kick shootout.
¹¹ Syracuse advanced with a 4-3 margin in the penalty kick shootout.
Key to neutral sites: N1—Durham, N.C.; N2—Clemson, S.C.; N3—Chapel Hill, N.C.; N4—Kissimmee, Fla.; N5—Winston-Salem, N.C.; N6—Cary, N.C.; N7—Germantown, Md.; N8—Charleston, S.C.



Ben Olsen
1997 ACC Tournament MVP



Jeremy Barlow
2004 ACC Tournament MVP



Diego Restrepo
2009 ACC Tournament MVP



Henry Kessler
2019 ACC Tournament MVP





NCAA TOURNAMENT HISTORY

7 NCAA CHAMPIONSHIPS

1989 1994
1991 2009
1992 2014
1993

NCAA CHAMPIONSHIPS

1. Saint Louis, 10
2. Indiana, 8
3. VIRGINIA, 7
4. UCLA, 4
San Francisco, 4
Maryland, 4

NCAA TOURNAMENT APPEARANCES

1. Saint Louis, 49
2. UCLA, 47
Indiana, 47
4. VIRGINIA, 43
5. Maryland, 39

NCAA COLLEGE CUP APPEARANCES

1. Indiana, 21
2. Saint Louis, 16
3. UCLA, 14
4. Maryland, 14
5. VIRGINIA, 13

NCAA COLLEGE CUP APPEARANCES

1983 1993 2006
1989 1994 2009
1991 1995 2013
1992 1997 2014
2019

Year	Seed	Opponent (seed)	Score	Site	Rd	UVA Scorers
1969	-	Maryland	L, 0-5	A	1st	none
1979	-	American	L, 0-1	H	2nd	none
1981	-	West Virginia	L, 1-2	H	2nd	Brillhart
1982	-	George Mason	L, 0-1	H	2nd	none
1983	-	William & Mary	W, 2-1	H	2nd	Gaffney, Gelnovatch
		San Francisco	W, 3-2	H	QF	Gaffney 2, Salladin
		Indiana	L, 1-3	A	SF	Gaffney
1984	-	American	W, 1-0 (2ot)	H	2nd	none *
		Clemson	L, 0-1	H	QF	none
1985	-	George Mason	L, 0-1	H	1st	none
1986	-	Loyola (Md.)	L, 0-1	H	1st	none
1987	-	George Mason	W, 2-0	H	1st	Del Carmen, Platenberg
		Loyola (Md.)	L, 0-1	A	2nd	none
1988	-	FDU	W, 1-0	H	2nd	Fallon
		Howard	L, 2-3 (2ot)	H	QF	Fallon, J. Agoos
1989	-	Phila. Textile	W, 4-1	H	2nd	Yorks 3, Kelderman
		South Carolina	W, 1-0 (2ot)	H	QF	Kelderman
		Rutgers	W, 3-0	A	SF	Maessner 2, Kunihiro
		Santa Clara	T, 1-1 (4ot)	N1	F	Fallon ~
1990	-	Richmond	W, 1-0	H	1st	Crawley
		North Carolina	W, 3-1	H	2nd	Kunihiro, Yorks, Kelderman
		N.C. State	L, 1-2 (2ot)	A	QF	J. Agoos %
1991	-	Hartford	W, 2-1 (4ot)	H	2nd	Reyna, Wood
		Yale	W, 2-0	H	QF	Crawley, Reyna
		Saint Louis	W, 3-2 (3ot)	N2	SF	Crawley 2, Wood
		Santa Clara	T, 0-0 (4ot)	N2	F	none \$
1992	-	Penn State	W, 4-1	H	2nd	Reyna 2, Bates, own goal
		Dartmouth	W, 3-0	H	QF	Wood 2, Brannan
		Duke	W, 3-0	N3	SF	Crawley, Wood, Bates
		San Diego	W, 2-0	N3	F	Friends, Imler
1993	-	William & Mary	W, 2-1	H	1st	Fisher, Reid
		Loyola (Md.)	W, 2-1	H	2nd	Wood, Reyna
		Wisconsin	W, 3-0	H	QF	Wood 2, Peay
		Princeton	W, 3-1	N3	SF	Friends 3
		South Carolina	W, 2-0	N3	F	Friends 2
1994	3	UNC Greensboro	W, 3-0	H	1st	Fitzmaurice, Nix, Fisher
		Maryland	W, 2-1	H	2nd	Wood, Friends
		James Madison	W, 4-1	H	QF	Wood 3, Friends
		Rutgers	W, 2-1	N3	SF	Silvera, Walsh
		Indiana (1)	W, 1-0	N3	F	Wood
1995	1	Rhode Island	W, 2-1	H	1st	Walsh, Fisher
		Hartwick	W, 4-0	H	2nd	Shapowal 2, Fisher 2
		Brown	W, 4-1	H	QF	Fisher 2, Feary, Walsh
		Duke	L, 2-3	N4	SF	Feary, Leonard
1996	-	George Mason	L, 0-1	H	1st	none
1997	2	Howard	W, 3-0	H	1st	Olsen, Albright, Leonard
		Georgetown	W, 5-1	H	2nd	Olsen 2, Leonard, Trout, O'Donnel
		American (7)	W, 2-1 (2ot)	H	QF	West, Albright
		Saint Louis	W, 3-1	N4	SF	Olsen 2, West
		UCLA (5)	L, 0-2	N4	F	none
1998	2	Rider	W, 3-0	H	1st	Trout, Barnes, Albright
		South Carolina	W, 1-0	H	2nd	Barnes
		Stanford	L, 0-3	H	QF	none
1999	6	Princeton	W, 2-1 (3ot)	H	1st	Martino, O'Donnell
		Brown	W, 3-1	H	2nd	Gibbs, Martino, Barnes
		UCLA	L, 0-2	H	QF	none

Year	Seed	Opponent (seed)	Score	Site	Rd	UVA Scorers
2000	5	Lehigh	W, 5-0	H	1st	Kelly 2, Eskandarian, Totten, Solomon
		St. John's	W, 2-1	H	2nd	Gibbs, Totten
		Creighton	L, 0-3	H	QF	none
2001	2	Seton Hall	L, 0-1	H	2nd	none
2002	6	William & Mary	L, 1-1 (2ot)	H	2nd	Eskandarian∞
2003	-	Seton Hall	W, 2-0	H	1st	Cristman, Holder
		Wake Forest (3)	W, 2-0	A	2nd	Cristman, Littlefield
		Creighton	L, 1-3	H	3rd	Cristman
2004	4	American	W, 2-1	H	2nd	Freeman, Hall
		New Mexico (13) +	T, 1-1	H	3rd	Barlow
		Duke	L, 0-3	H	QF	none
2005	13	USF ^	T, 4-4	H	2nd	Murphy 2, Vide, Reyerer
		North Carolina (4)	L, 1-2	A	3rd	Reyerer
2006	4	Bucknell	W, 4-0	H	2nd	Cristman, Colaluca, Holder, Villanueva
		California (13)	W, 2-1	H	3rd	Reyerer 2
		Notre Dame (12)	W, 3-2	H	QF	Cristman 2, Reyerer
		UCLA (8)	L, 0-4	N5	SF	none
2007	-	St. Peter's	W, 3-1	H	1st	Tierney, LaBaux, J. Barlow
		West Virginia (15)	L, 0-1	A	2nd	none
2008	10	Connecticut	L, 0-2	H	2nd	none
2009	2	Bucknell	W, 5-0	H	2nd	Bates 3, Jumper, Tchani
		Portland	W, 1-0	H	3rd	Dimas
		Maryland	W, 3-0	H	QF	Barlow, Bates, Evans
		Wake Forest (3)	W, 2-1 (ot)	N6	SF	Tchani, Ownby
		Akron (1)	W, 0-0 (2ot)	N6	F	none ()
2010	-	Old Dominion	L, 0-1	H	1st	none
2011	-	Delaware	L, 0-1 (2ot)	H	1st	none
2012	-	Lafayette	W, 1-0	H	1st	Bates
		New Mexico (13)	L, 1-3	A	2nd	Brown
2013	8	St. John's	W, 2-0	H	2nd	Zinkhan, Bird
		Marquette (9)	W, 3-1	H	3rd	Thomsen, Madison, Wharton
		Connecticut	W, 2-1	H	QF	Zinkhan, Allen
		Maryland (5)	L, 1-2	N7	SF	Wharton
2014	16	UNC Wilmington	W, 3-1	H	2nd	Hayward, Rozhansky, McCord
		Notre Dame (1)	W, 1-0	A	3rd	Corriveau
		Georgetown (8)	T, 1-1 (2ot)	A	QF	Wharton
		UMBC	W, 1-0	N6	SF	Madison
		UCLA (2)	W, 0-0 (2ot)	N6	F	none !
2015	-	Rider	W, 2-0	H	1st	Salandy-Defour, Rozhansky
		Maryland (10)	L, 0-1	A	2nd	none
2016	12	Vermont	W, 2-1 (2ot)	H	2nd	Foss, Aguilar
		Stanford (5)	L, 0-1 (2ot)	A	3rd	none
2017	11	Fordham	L, 0-1	H	2nd	none
2018	10	Furman	W, 2-0	H	2nd	Crofts 2
		Notre Dame (7)	L, 0-1 (ot)	A	3rd	none
2019	1	Campbell	W, 2-0	H	2nd	Patton, Crofts
		Saint John's (16)	W, 3-0	H	3rd	Ueland 2
		SMU (8)	W, 3-2 (ot)	H	QF	Gunnarsson, Bell 2
		Wake Forest (4)	W, 2-1	N6	SF	Dike 2
		Georgetown (3)	L, 3-3 (2ot)	N6	F	Bell, Steedman, Dike <
2022	4	Marshall	T, 1-1 (2ot)	H	2nd	Horton
2023	7	FIU	W, 2-1 (ot)	H	2nd	Afonso 2
		Indiana	L, 0-1	H	3rd	none

ALL-TIME NCAA TOURNAMENT RECORD

68-35-6 (H: 53-20-3; A: 3-10-1; N: 13-5-2)

Key to neutral sites: N1—New Brunswick, N.J.; N2—Tampa, Fla.; N3—Davidson, N.C.; N4—Richmond, Va.; N5—St. Louis, Mo.; N6—Cary, N.C.; N7—Chester, Pa.

* Game was a 0-0 draw, but Virginia was awarded a 1-0 victory after winning 4-2 in the penalty kick shootout.

~ Virginia and Santa Clara declared co-national champions.

% Game was a 1-1 draw, but N.C. State was awarded a 2-1 victory after winning 7-6 in the penalty kick shootout.

\$ UVA declared national champion after winning 3-1 in the penalty kick shootout.

∞ Game resulted in a loss for Virginia because in 2002, a draw in the NCAA Tournament resulted in a loss for the team that did not advance after penalty kicks.

+ UVA advanced to the quarterfinals after winning the penalty kick shootout, 6-5.

^ UVA advanced to the 3rd round after winning the penalty kick shootout, 7-6.

() Game was a 0-0 draw, but Virginia was awarded the victory after winning 3-2 in the penalty kick shootout.

! Game was a 0-0 draw, but Virginia was awarded the victory after winning 4-2 in the penalty kick shootout

< Georgetown declared national champion after winning 7-6 in the penalty kick shootout, officially a loss for Virginia per NCAA rule

> Game was a 1-1 draw, but Marshall advanced after winning 5-3 in the penalty kick shootout





SERIES HISTORY

ACC Opponent	W-L-T	Pct.	UVA	Opp	First Match	Last Match	Hartford	1-0-0	1.000	2	1	1991	1991
							Opponent	W-L-T	Pct.	UVA	Opp	First Match	Last Match
Boston College	8-5-4	.594	26	19	1995	2023	Hartwick	2-0-0	1.000	9	0	1995	2002
Clemson	30-25-6	.541	85	94	1968	2022	High Point	4-3-1	.563	12	20	1941	2023
Duke	42-41-11	.511	165	154	1946	2023	Hofstra	3-0-2	.875	11	4	2008	2023
Louisville	4-4-1	.438	13	14	2013	2023	Howard	2-1-0	.667	7	3	1988	2009
North Carolina	37-42-11	.472	128	125	1946	2023	Illinois State	1-0-0	1.000	2	0	1988	1988
NC State	51-17-9	.717	181	90	1949	2023	Indiana	2-5-1	.312	6	10	1984	2023
Notre Dame	9-8-4	.579	27	25	1985	2023	Iona	1-0-0	1.000	1	0	2023	2023
Pittsburgh	10-4-2	.643	30	18	1982	2023	Jacksonville	1-0-0	1.000	7	1	2000	2000
Syracuse	5-2-3	.650	14	10	2013	2023	James Madison	21-5-3	.785	55	19	1976	2023
Virginia Tech	43-6-6	.833	156	44	1960	2023	Johns Hopkins	1-1-0	.500	2	4	1941	1942
Wake Forest	40-14-8	.705	102	96	1980	2022	Kentucky	1-0-0	1.000	3	2	2002	2002
Opponent	W-L-T	Pct.	UVA	Opp	First Match	Last Match	La Salle <th>1-0-0</th> <th>1.000</th> <th>5</th> <th>0</th> <th>2022</th> <th>2022</th>	1-0-0	1.000	5	0	2022	2022
Adelphi	2-1-0	.667	3	0	1976	1998	Lafayette	1-0-0	1.000	1	0	2012	2012
Akron	2-2-0	.500	6	4	1980	2009	Lehigh	3-0-0	1.000	11	3	1998	2017
Alabama A&M	3-0-0	1.000	18	1	1982	2010	Liberty	18-1-1	.925	51	15	1986	2011
Alumni	2-0-0	1.000	9	1	1977	1978	Long Island	2-1-0	.667	5	4	1983	2004
American	18-4-0	.818	50	19	1979	2022	Longwood	6-0-1	.929	18	3	1984	2010
Appalachian State	2-0-0	1.000	11	2	1986	1999	Loyola (Md.)	3-4-0	.429	10	17	1941	1993
Army	1-0-0	1.000	4	0	1990	1990	Loyola Marymount	0-1-0	.000	1	3	2023	2023
Averett	1-0-0	1.000	3	0	1983	1983	Lynchburg	10-11-3	.479	38	40	1955	1982
Baltimore	2-4-1	.357	7	12	1947	1980	Manhattan	1-0-0	1.000	4	1	2004	2004
Boston University	1-1-0	.500	3	3	1987	1994	Marist	1-0-0	1.000	2	0	2010	2010
Bridgewater	0-2-0	.000	0	2	1942	1942	Marquette	3-0-0	1.000	7	1	1981	2017
Brown	2-1-0	.667	7	4	1993	1999	Marshall	6-0-1	.929	18	2	1996	2022
Bucknell	2-0-0	1.000	9	0	2006	2009	Mary Washington	1-0-0	1.000	2	0	2021	2021
Buffalo	1-0-0	1.000	5	1	1998	1998	Maryland	31-44-10	.416	110	172	1941	2023
California	2-1-0	.667	4	5	1983	2012	Mercer	2-0-0	1.000	6	1	2001	2007
UCLA	3-7-1	.318	7	19	1984	2014	Monmouth	0-0-1	.000	2	2	2005	2005
UC Riverside	1-0-0	.000	2	0	2005	2005	Mount St. Mary's	8-0-0	1.000	24	1	1991	2012
UC Santa Barbara	2-0-1	.833	3	0	1985	2006	Navy	4-10-0	.286	20	42	1941	2011
Cal State Fullerton	1-0-2	.667	5	4	1996	1999	Nevada-Las Vegas	1-1-1	.500	6	4	1986	1995
Campbell	3-0-0	1.000	8	2	2007	2019	New Hampshire	1-0-0	1.000	1	0	2018	2018
Catawba	1-0-0	1.000	6	0	1987	1987	New Mexico	0-1-1	.250	2	4	2004	2012
Central Arkansas	1-0-0	1.000	1	0	2020	2020	Northeastern	1-0-0	1.000	4	1	2000	2000
Central Connecticut	2-0-0	1.000	8	0	1997	2008	UNC Greensboro	4-1-1	.750	13	3	1984	2021
Charleston	1-0-0	1.000	6	0	1989	1989	UNC Wilmington	3-0-1	.875	10	3	1983	2021
Charlotte	3-1-0	.750	6	2	1989	2015	Ohio State	3-0-0	1.000	6	1	1984	1999
Cherry Point Marines	0-0-1	.500	2	2	1952	1952	Old Dominion	16-6-2	.708	58	23	1971	2014
Cincinnati	2-0-0	1.000	2	0	2004	2011	Oneonta State	1-0-0	1.000	1	0	1987	1987
Coastal Carolina	2-0-0	1.000	5	3	1987	2016	Pacific	1-0-0	1.000	1	0	2019	2019
Columbia	1-0-0	1.000	5	0	2007	2007	Penn State	2-1-0	.750	10	5	1992	2002
Connecticut	2-2-0	.500	7	8	1980	2013	Pennsylvania	2-0-0	1.000	5	0	1989	1992
Cornell	5-0-0	1.000	16	0	1979	2016	Pfeiffer	0-1-0	.000	2	3	1977	1977
Creighton	1-2-1	.375	7	11	1991	2003	Philadelphia Textile	1-0-0	1.000	4	1	1989	1989
Dartmouth	2-0-0	1.000	5	0	1992	1994	Portland	4-0-0	1.000	9	3	2009	2017
Davidson	9-3-0	.750	38	18	1941	2017	Princeton	6-1-0	.857	14	4	1986	1999
Davis & Elkins	2-0-0	1.000	5	1	1980	1986	Providence	2-0-0	1.000	6	0	2000	2013
Delaware	0-1-0	.000	0	1	2011	2011	Radford	13-1-1	.900	49	8	1982	2019
Denver	1-2-0	.333	4	3	2018	2022	Randolph-Macon	11-7-2	.600	44	30	1958	1983
Drexel	1-0-0	1.000	2	0	2012	2012	Rhode Island	2-0-0	1.000	4	2	1995	2002
East Carolina	1-0-0	1.000	2	0	2001	2001	Richmond	15-1-1	.912	68	9	1976	2011
East Tennessee State	1-0-0	1.000	1	0	2023	2023	Rider	3-0-0	1.000	9	0	1998	2022
Eastern Mennonite	1-3-0	.250	12	13	1966	1968	Roanoke	12-5-2	.684	50	20	1947	1971
Elon	1-0-0	1.000	3	1	2000	2000	Robert Morris	1-0-0	1.000	3	0	1995	1995
Fairfield	0-0-1	.500	2	2	2000	2000	Rollins	0-1-0	.000	2	3	1976	1976
Fairleigh Dickinson	3-0-1	.875	6	3	1984	1998	Rutgers	5-0-0	1.000	12	3	1986	1994
Florida Atlantic	1-0-0	1.000	4	2	2007	2007	Saint Louis	4-2-2	.625	16	11	1987	2019
Florida International	3-0-1	.875	8	3	1993	2023	Saint Peter's	1-0-0	1.000	3	1	2007	2007
Fordham	0-1-0	.000	0	1	2017	2017	St. Francis (Pa.)	1-0-0	1.000	2	1	2006	2006
Fort Bragg	1-0-0	1.000	3	1	1961	1961	St. Francis (N.Y.)	2-0-0	1.000	5	2	2004	2005
Fort Lee	1-0-0	1.000	6	4	1960	1960	St. John's	7-1-0	.875	17	2	1994	2019
Frostburg State	2-3-1	.417	10	17	1947	1956	St. Mary's (Calif.)	1-0-0	1.000	3	2	1995	1995
Furman	1-0-0	1.000	2	0	2018	2018	St. Mary's (Md.)	1-0-0	1.000	3	1	1978	1978
George Mason	21-8-3	.694	54	33	1972	2023	San Diego	2-0-0	1.000	3	0	1992	1998
George Washington	5-0-0	1.000	21	2	1982	2019	San Francisco	3-1-0	.750	9	5	1983	1995
Georgetown	8-3-2	.692	42	16	1957	2019	Santa Clara	0-0-2	.500	1	1	1989	1991
Gonzaga	0-1-0	.000	2	3	1999	1999	Seton Hall	4-2-0	.667	13	8	1992	2003
Guilford	1-0-0	1.000	3	0	1979	1979	South Carolina	3-1-1	.700	6	3	1989	2000
Hampden-Sydney	11-0-0	1.000	42	7	1970	1980	South Florida	2-0-1	1.000	10	8	1985	2005





SERIES HISTORY

SMU	1-3-0	.250	5	10	1987	2019
Stanford	1-2-0	.333	2	5	1989	2016
Tampa	1-0-0	1.000	1	0	1985	1985
Temple	2-0-0	1.000	10	0	2001	2002
					First	Last
Opponent	W-L-T	Pct.	UVA	Opp	Match	Match
Towson	5-4-1	.550	14	10	1941	1992
Tulsa	1-1-1	.500	3	2	2007	2015
UAB	2-0-0	1.000	4	2	2010	2014
UMBC	5-0-0	1.000	12	3	1988	2014
Vermont	1-0-0	1.000	2	1	2016	2016
Villanova	1-0-0	1.000	3	2	2017	2017
VCU	26-2-1	.914	105	15	1948	2021
VMI	18-0-0	1.000	101	8	1957	1996
Virginia Wesleyan	2-0-1	.833	11	1	1972	1974
Washington	1-0-0	1.000	2	1	2009	2009
Washington College	0-0-1	.500	3	3	1953	1953
Washington & Lee	20-13-5	.592	97	57	1947	1981
West Virginia	5-3-0	.625	15	7	1980	2011
Western Michigan	2-0-0	1.000	3	1	2019	2021
William & Mary	15-8-4	.630	44	28	1968	2016
Wisconsin	2-0-0	1.000	7	2	1993	2011
Wright State	2-0-0	1.000	5	3	2012	2018
Xavier	0-1-2	.333	2	2	2012	2022
Yale	1-0-0	1.000	2	0	1991	1991
OVERALL	826-379-139	.665	2833	1610		

ACC RECORD: 213-154-57 (.569)

ALL GAMES vs. ACC SCHOOLS: 267-200-71 (.562)

ALL GAMES vs. IN-STATE: 281-82-37 (.750)

HISTORY BREAKDOWN: 80 seasons: 58 winning, 20 losing, 2 even.

* Includes games against Richmond Professional Institute prior to 1968.

Bold denotes 2023 regular-season opponent





HISTORY VS 2023 & ACC OPPONENTS

BOSTON COLLEGE (8-5-4)
H: 7-2-0 | A: 1-2-4 | N: 0-1-0 | ACC: 7-5-4
ACCT: 1-1
UNDER GELNOVATCH: 7-5-4

9/4/1995	H15	W, 3-2
9/24/2005	A	W, 4-3
9/15/2006	H	W, 3-2 (OT)
10/20/2007	H	L, 1-2
11/14/2007	N #	L, 0-1
10/17/2008	A	L, 0-1
10/25/2009	H	W, 2-0
10/22/2010	A	T, 1-1 (2OT)
10/29/2011	H	L, 1-2
10/26/2012	A	T, 0-0 (2OT)
11/8/2013	H	W, 1-0 (OT)
10/9/2015	A	L, 1-2
10/6/2017	H	W, 1-0
11/1/2017	H #	W, 4-0
10/11/2019	A	T, 1-1 (2OT)
10/8/2021	H	W, 2-1
10/6/2023	A	T, 1-1

CLEMSON (30-25-6)
H: 11-11-3 | A: 14-11-2 | N: 5-3-1 | ACC: 24-22-4
ACCT: 5-3-1 | NCAA: 0-1
UNDER GELNOVATCH: 14-11-3

10/22/1968	H	T, 2-2 (OT)
10/5/1969	H	W, 1-0 (OT)
11/1/1970	A	W, 2-1
10/10/1971	H	L, 1-5
10/29/1972	A	L, 1-4
11/9/1973	H	L, 0-5
10/13/1974	A	L, 0-4
11/7/1975	H	L, 0-2
11/5/1976	A	L, 0-3
11/4/1977	H	L, 0-2
11/3/1978	A	L, 0-2
11/7/1979	H	L, 0-2
11/9/1980	A	L, 0-4
11/6/1981	H	L, 0-2 (OT)
11/5/1982	A	L, 0-1
11/4/1983	H	W, 2-1 (OT)
11/2/1984	A	W, 2-0
12/2/1984	H \$	L, 0-1
11/1/1985	H	W, 2-0
11/2/1986	A	W, 1-0
11/1/1987	H	W, 1-0
10/30/1988	A	W, 1-0
10/29/1989	H	W, 4-2 (OT)
10/28/1990	A	T, 1-1 (OT)
10/27/1991	H	W, 2-1
10/11/1992	A	W, 3-2 (OT)
11/8/1992	N25 #	W, 4-2
10/10/1993	H	L, 1-2
11/7/1993	N25 #	W, 2-1
10/9/1994	A	W, 6-4
11/11/1994	A	T, 2-2 (OT)
10/15/1995	H	W, 2-1 (OT)
11/12/1995	N20 #	W, 1-0
10/20/1996	A	W, 3-2 (OT)
10/19/1997	H	T, 1-1 (OT)
10/18/1998	A	L, 0-2
10/16/1999	H	L, 1-2
10/15/2000	A	W, 3-2
10/13/2001	H	W, 2-0
11/18/2001	N22 #	L, 0-1
10/13/2002	A	L, 2-3 (OT)
10/11/2003	H	W, 3-2
11/12/2003	N39 #	T, 0-0 (OT)
10/17/2004	A	W, 2-0
10/7/2005	A	W, 1-0 (2OT)
11/9/2005	N39 #	L, 1-4
9/30/2006	H	W, 1-0
11/1/2006	N42 #	W, 2-0
10/12/2007	A	L, 1-2
10/10/2008	H	W, 1-0
9/26/2009	H	L, 0-1
9/25/2010	A	W, 1-0
9/30/2011	A	W, 2-0
9/28/2012	H	L, 0-2
9/6/2013	A	L, 0-2
10/17/2014	A	L, 1-2

9/17/2016	H	T, 3-3 (2OT)
10/12/2018	A	W, 4-1
11/17/2019	N39 #	W, 3-1
11/18/2020	N25 #	L, 1-2
10/15/2022	A	W, 2-1

DUKE (43-40-11)
H: 20-18-4 | A: 15-20-7 | N: 7-3-0 | ACC: 33-29-9
ACCT: 8-3-0 | NCAA: 1-2-0
UNDER GELNOVATCH: 17-15-4

10/25/1946	A	L, 0-6
11/13/1946	H	T, 1-1
10/10/1947	A	T, 3-3
11/13/1947	H	L, 1-2
11/12/1948	H	L, 1-3
9/30/1949	A	L, 0-2
11/10/1950	H	L, 2-3
10/9/1951	A	L, 2-5
10/17/1952	H	L, 0-4
11/18/1953	A	W, 2-0
10/9/1954	H	W, 4-0
10/28/1955	A	L, 1-3
10/26/1956	H	W, 2-0
10/18/1957	A	W, 1-0
10/24/1958	H	W, 7-3
11/13/1959	A	W, 3-2
10/28/1960	H	L, 0-4
11/6/1961	A	L, 1-3
10/17/1962	H	L, 1-4
11/6/1963	A	W, 3-2
11/4/1964	H	L, 0-2
10/22/1965	A	W, 4-3
11/3/1966	H	L, 1-3
10/20/1967	A	L, 1-2
10/18/1968	H	W, 8-2
10/17/1969	A	W, 2-0
10/23/1970	H	W, 2-1
10/22/1971	A	L, 1-2
10/25/1972	H	L, 0-1
10/16/1973	A	W, 2-0
10/18/1974	H	W, 2-0
10/17/1975	A	L, 2-3
10/15/1976	H	W, 3-1
10/25/1977	A	W, 1-0
10/15/1978	H	W, 4-2 (OT)
10/6/1979	A	W, 2-1
11/1/1980	H	T, 2-2 (OT)
10/31/1981	A	L, 2-3
10/31/1982	H	T, 2-2 (OT)
10/30/1983	A	L, 0-1
10/27/1984	H	W, 4-2
10/27/1985	A	L, 0-1
10/26/1986	H	W, 4-0
10/23/1987	A	T, 0-0 (OT)
10/22/1988	H	W, 1-0
10/21/1989	A	T, 2-2 (OT)
11/3/1989	A #	L, 0-1
10/21/1990	H	L, 0-2 (OT)
10/20/1991	A	W, 5-2 (OT)
10/25/1992	H	L, 1-2
12/4/1992	N28 \$	W, 3-0
10/24/1993	A	L, 0-1
11/5/1993	N25 #	W, 1-0
10/23/1994	H	L, 1-2 (OT)
11/13/1994	N22 #	W, 1-0
10/22/1995	A	T, 3-3 (OT)
11/10/1995	A #	W, 4-1
12/8/1995	N29 \$	L, 2-3
10/26/1996	H	W, 6-1
11/15/1996	H #	W, 3-2 (2OT)
10/25/1997	A	W, 2-0
10/25/1998	H	W, 3-2
11/13/1998	N34 #	L, 1-3 (OT)
10/24/1999	A	L, 0-3
11/14/1999	N34 #	L, 1-2 (3OT)
10/21/2000	H	L, 2-3
11/10/2000	N34 #	W, 3-0
10/20/2001	A	W, 1-0 (OT)
10/20/2002	H	W, 3-1
11/14/2002	N39 #	W, 4-1
10/17/2003	A	L, 1-3
10/23/2004	H	W, 3-2 (OT)

11/10/2004	N39 #	W, 3-1
12/4/2004	H \$	L, 0-3
10/16/2005	H	W, 1-0
10/6/2006	A	L, 1-2
10/26/2007	H	L, 1-2 (2OT)
10/25/2008	A	L, 0-1 (OT)
11/12/2008	N #	W, 4-2
9/11/2009	H	L, 0-1 (2OT)
9/11/2010	A	T, 2-2 (2OT)
9/9/2011	A	W, 1-0
9/7/2012	H	W, 1-0
10/8/2013	A	T, 0-0 (2OT)
10/11/2014	H	W, 1-0
9/11/2015	A	T, 2-2 (2OT)
10/28/2016	H	W, 1-0
10/27/2017	A	L, 0-1
10/5/2018	H	L, 0-2
9/13/2019	A	W, 3-1
3/28/2021	H	L, 1-3
10/29/2021	A	L, 2-3
10/7/2022	H	T, 0-0
9/8/2023	A	L, 0-2

ETSU (1-0-0)
H: 1-0-0 | A: 0-0-0 | N: 0-0-0
ACCT: 0-0-0
UNDER GELNOVATCH: 1-0-0

GEORGE MASON (21-8-3)
H: 15-3-1 | A: 6-4-2 | N: 0-1-0
ACCT: 1-2-0
UNDER GELNOVATCH: 8-1-0

9/29/1972	A	W, 2-1
9/26/1973	H	W, 3-2
11/13/1973	N6	L, 1-3
10/1/1974	A	L, 0-2
10/7/1975	H	W, 1-0 (Forf.)
10/19/1976	A	T, 0-0
11/13/1981	H @!	T, 1-1 (ot)
11/14/1982	A @	W, 3-2
11/21/1982	H \$	L, 0-1
11/11/1984	H @	W, 2-0
11/9/1985	A	L, 2-3
11/17/1985	H	L, 0-1
11/9/1986	H	W, 3-0
11/15/1987	H \$	W, 2-0
10/15/1988	A	w, 3-0
10/18/1989	H	W, 1-0
10/17/1990	A	T, 1-1
11/3/1991	H	W, 2-1
10/31/1992	A	L, 0-2
10/30/1993	H	W, 3-1
11/5/1994	A	W, 4-3
11/4/1995	H	W, 2-1
11/9/1996	A	L, 0-2
11/24/1996	H \$	L, 0-1
11/7/1997	H	W, 3-1
9/2/2006	H	W, 2-0
9/5/2008	A	W, 3-2 (2ot)
9/17/2013	H	W, 3-0
10/7/2014	A	W, 1-0
9/8/2015	H	W, 2-1
3/2/2020	H	W, 3-0
8/31/2023	H	W, 1-0

HIGH POINT (4-3-1)
H: 4-0-2 | A: 0-1-1 | N: 0-0-0
UNDER GELNOVATCH: 4-0-0

10/24/1941	A	L, 0-9
11/4/1941	H	L, 1-3
10/31/1942	A	T, 3-3
10/27/1948	H	L, 0-2
10/9/2012	H	W, 2-1
9/7/2019	H	W, 1-0
9/2/2021	H	W, 2-0
10/24/2023	H	W, 3-1

HOFSTRA (3-0-2)
H: 3-0-2 | A: 0-0-0 | N: 0-0-0
UNDER GELNOVATCH: 3-0-2

9/7/2008	H	W, 4-2
----------	---	--------

10/4/2016	H	W, 1-0
8/31/2017	H	W, 4-0
10/18/2022	H	T, 1-1
10/3/2023	H	T, 1-1

IONA (1-0-0)
H: 1-0-0 | A: 0-0-0 | N: 0-0-0
ACCT: 0-0-0
UNDER GELNOVATCH: 1-0-0

JAMES MADISON (20-5-3)
H: 11-2-2 | A: 9-2-1 | N: 0-1-0
UNDER GELNOVATCH: 6-1-2

11/15/1972	H	L, 0-1
9/17/1976	N8	L, 2-5
10/18/1977	A	W, 1-0
10/25/1978	H	T, 1-1 (OT)
10/24/1979	A	L, 1-2
10/4/1980	H	L, 0-1
10/7/1981	A	W, 4-0
9/29/1982	A	W, 2-0
10/14/1983	A	W, 2-1
10/17/1984	H	W, 3-0
10/23/1985	A	W, 4-0
10/7/1986	H	W, 4-0
9/30/1987	A	W, 1-0
9/29/1988	H	W, 2-0
9/27/1989	A	W, 2-1 (OT)
9/26/1990	H	W, 2-0
9/25/1991	A	W, 2-0
9/23/1992	H	W, 3-0
12/4/1994	H \$	W, 4-1
10/4/2000	H	W, 3-2 (2OT)
11/9/2001	H	W, 2-1
10/12/2010	H	T, 0-0 (2OT)
9/30/2014	H	W, 2-1 (OT)
9/15/2015	H	W, 2-0
9/5/2016	A	W, 3-1
10/15/2019	H	W, 1-0
9/21/2021	A	L, 0-1 (2OT)
9/1/2022	H	W, 3-0
9/12/2023	A	T, 1-1

LOUISVILLE (4-4-1)
H: 4-1-0 | A: 0-3-1 | N: 0-0-0 | ACC: 4-3-0
ACCT: 0-1-1
UNDER GELNOVATCH: 4-4-1

8/30/2013	H	L, 1-2
10/2/2015	H	W, 3-2
9/24/2016	A	L, 1-6
11/6/2016	A #	L, 0-1
11/5/2017	A #	T, 0-0 (2OT)
10/4/2019	H	W, 2-0
10/9/2020	H	W, 2-1 (2OT)
4/2/2021	A	L, 1-2
9/29/2023	H	W, 3-0

LOYOLA MARYMOUNT (0-1-0)
H: 0-1-0 | A: 0-0-0 | N: 0-0-0
ACCT: 0-0-0
UNDER GELNOVATCH: 0-1-0

MARYLAND (31-44-10)
H: 16-17-4 | A: 10-20-4 | N: 5-6-2 | ACC: 23-30-9
ACCT: 4-5-1 | NCAA: 2-2-0
UNDER GELNOVATCH: 13-16-6

10/8/1941	A	L, 0-12
10/25/1947	H	L, 0-3
11/17/1948	A	L, 0-5
10/14/1949	H	L, 1-10
10/20/1950	A	L, 1-3
11/19/1954	H	L, 0-7
11/18/1955	A	L, 0-3
11/13/1956	H	L, 0-2
10/25/1957	A	L, 0-2
10/28/1958	H	L, 1-2
10/20/1959	A	L, 1-5
10/7/1960	H	L, 1-4 (OT)





HISTORY VS 2023 & ACC OPPONENTS

10/6/1961	A	L, 0-3
10/26/1962	H	L, 2-3 (20T)
10/23/1963	A	L, 2-7
10/22/1964	H	L, 0-2
11/5/1965	A	L, 0-2
11/10/1966	H	L, 1-5
10/9/1967	A	L, 0-4
10/29/1968	H	L, 0-5
10/28/1969	A	T, 2-2
11/17/1969	A \$	L, 0-5
10/18/1970	H	L, 2-3
10/13/1971	A	W, 2-1
10/15/1972	H	T, 1-1
10/5/1973	A	L, 1-3
10/4/1974	H	L, 0-1
10/25/1975	A	L, 1-6
10/23/1976	H	T, 2-2
10/22/1977	A	L, 2-4
11/11/1978	H	W, 3-1
9/15/1979	A	W, 1-0
9/12/1980	H	W, 2-1
9/12/1981	A	W, 1-0
9/25/1982	H	W, 2-1
9/25/1983	A	W, 4-1
9/22/1984	H	W, 8-1
9/22/1985	A	W, 2-0
9/21/1986	H	W, 1-0
9/20/1987	A	W, 1-0
9/18/1988	H	W, 2-1
9/17/1989	A	W, 4-1
9/16/1990	H	L, 0-1
9/15/1991	A	W, 3-0
9/13/1992	H	W, 5-1
9/12/1993	A	W, 1-0
9/11/1994	H	W, 4-2
11/27/1994	H \$	W, 2-1
9/10/1995	A	T, 2-2 (OT)
9/15/1996	H	T, 1-1 (OT)
11/17/1996	H #	L, 0-2
9/13/1997	A	T, 0-0 (OT)
11/16/1997	N31 #	W, 2-0
9/12/1998	H	W, 4-1
9/12/1999	A	L, 0-1
11/11/1999	N34 #	W, 2-0
11/3/2000	H	W, 2-0
11/4/2001	A	W, 3-0
11/1/2002	H	W, 1-0
11/17/2002	N39 #	L, 0-3
10/31/2003	A	L, 0-1
11/16/2003	N39 #	T, 1-1 (OT)
11/5/2004	H	L, 1-2
11/14/2004	N39 #	W, 2-1
10/19/2005	A	L, 0-3
10/11/2006	H	W, 3-0
11/3/2007	A	L, 1-4
10/31/2008	H	L, 1-2
11/16/2008	N39 #	L, 0-1
10/31/2009	A	T, 0-0 (20T)
11/11/2009	N39 #	W, 1-0
12/4/2009	H \$	W, 3-0
10/29/2010	H	L, 0-2
11/12/2010	N39 #	L, 0-2
10/7/2011	H	W, 2-1
10/5/2012	A	L, 0-1
10/11/2013	H	T, 3-3 (20T)
11/17/2013	N42 #	L, 0-1
12/13/2013	N45 \$	L, 1-2
11/22/2015	A	L, 0-1
9/3/2018	N47	T, 0-0 (20T)
9/2/2019	N47	W, 2-0
9/6/2021	N47	L, 1-2
9/5/2022	N47	L, 1-6
9/4/2023	H	W, 2-1

NC STATE (51-17-9)
H: 33-2-2 | A: 14-14-5 | N: 4-1-1 | ACC: 45-14-7
ACCT: 4-1-1 | NCAA: 0-1
UNDER GELNOVATCH: 21-4-3

11/21/1949	A	L, 1-2
10/25/1950	H	W, 5-4
11/8/1951	A	T, 1-1 (OT)

11/7/1952	H	W, 3-1
11/6/1953	A	L, 1-2
11/8/1954	A	T, 1-1 (OT)
11/12/1955	H	W, 3-1
11/7/1956	A	W, 4-1
11/2/1957	H	W, 2-0
10/18/1958	A	L, 3-4
10/19/1959	H	W, 2-1
11/5/1960	A	W, 2-1
10/10/1961	H	W, 7-2
10/8/1962	A	W, 6-2
10/15/1963	H	W, 3-2
10/19/1964	A	L, 1-4
11/2/1965	H	W, 6-0
10/27/1966	A	L, 2-5
10/27/1967	H	L, 2-4
10/24/1968	A	L, 1-2
10/23/1969	H	W, 5-1
11/10/1971	H	T, 0-0 (OT)
11/11/1972	H	T, 1-1
10/14/1973	A	L, 1-3
11/8/1974	H	W, 4-0
11/2/1975	A	L, 1-2
10/30/1976	H	W, 3-0
10/30/1977	A	W, 1-0
10/29/1978	H	W, 1-0
10/27/1979	A	W, 2-1
10/25/1980	H	L, 1-3
10/24/1981	A	L, 0-3
10/24/1982	H	W, 2-1
10/22/1983	A	W, 2-1
10/14/1984	H	W, 1-0
10/12/1985	A	T, 2-2 (OT)
10/12/1986	H	W, 4-0
10/11/1987	A	W, 2-0
10/9/1988	H	W, 2-0
11/4/1988	N22 #	T, 0-0 (OT)
10/8/1989	A	W, 4-0
10/6/1990	H	W, 3-2 (OT)
11/3/1990	N20 #	L, 1-2
11/25/1990	A \$	L, 1-2 (OT)
10/5/1991	A	W, 4-3
10/4/1992	H	W, 3-2 (OT)
10/3/1993	A	W, 3-1
10/2/1994	H	W, 2-1
10/1/1995	A	W, 4-0
10/6/1996	H	W, 5-0
10/5/1997	A	L, 1-2 (OT)
10/3/1998	H	W, 4-0
11/12/1998	N34 #	W, 4-0 (OT)
10/3/1999	A	L, 1-2
10/1/2000	H	W, 6-1
11/9/2000	N34 #	W, 1-0
9/30/2001	A	W, 2-0
9/28/2002	H	W, 4-0
9/28/2003	A	L, 0-1
10/2/2004	H	W, 2-1
9/17/2005	H	W, 2-0
9/9/2006	A	W, 2-1
9/22/2007	A	T, 2-2 (20T)
11/13/2007	N39 #	W, 4-1
9/19/2008	H	W, 5-0
11/7/2009	H	W, 1-0
11/15/2009	N39 #	W, 1-0
11/6/2010	A	L, 0-2
11/3/2011	H	W, 4-1
11/1/2012	A	W, 2-1 (20T)
9/20/2013	H	T, 3-3 (20T)
9/18/2015	H	W, 1-0
11/2/2016	H #	W, 1-0
10/13/2017	A	T, 0-0 (20T)
9/20/2019	H	W, 2-0
10/15/2021	A	W, 2-1
9/16/2023	H	W, 3-1

NORTH CAROLINA (37-42-11)
H: 19-16-5 | A: 15-23-5 | N: 3-3-1 |
ACC: 30-30-10
ACCT: 5-3-1 | NCAA: 1-1-0
UNDER GELNOVATCH: 13-14-5

10/19/1946	A	L, 0-3
11/8/1946	H	W, 3-1

10/31/1947	H	L, 0-1
11/21/1947	A	L, 0-2
10/22/1948	A	L, 0-3
10/28/1949	H	L, 0-1
10/27/1950	A	L, 1-2
10/25/1951	H	L, 1-2 (OT)
10/22/1952	A	L, 2-3
10/23/1953	H	L, 2-3
11/9/1954	A	T, 1-1 (20T)
10/17/1955	H	T, 1-1 (20T)
11/8/1956	A	W, 2-0
11/13/1957	H	T, 4-4 (OT)
10/17/1958	A	L, 2-3
10/16/1959	H	L, 2-3
10/14/1960	A	L, 0-3
11/9/1961	H	L, 1-2
10/22/1962	A	L, 1-2
10/29/1963	H	T, 2-2 (OT)
10/29/1964	A	L, 1-2
10/27/1965	H	L, 0-1
10/28/1966	A	L, 0-4
10/31/1967	H	L, 2-3
10/25/1968	A	L, 0-3
10/24/1969	H	W, 1-0
10/13/1970	A	W, 1-0
10/18/1971	H	L, 0-1
10/3/1972	A	W, 2-0
10/22/1973	H	L, 0-1
10/15/1974	A	W, 2-0
10/21/1975	A	L, 2-4
10/12/1976	A	L, 1-2
10/11/1977	H	L, 0-1
9/30/1978	A	L, 0-1
10/17/1979	H	T, 1-1 (OT)
10/15/1980	A	L, 0-2
9/27/1981	H	W, 3-2 (OT)
10/3/1982	A	T, 0-0 (OT)
10/2/1983	H	W, 2-0
9/30/1984	A	W, 3-2
9/29/1985	H	W, 3-1
9/28/1986	A	W, 4-1
9/27/1987	H	W, 2-0
11/6/1987	N20 #	L, 0-3
10/2/1988	A	W, 2-0
11/6/1988	N22 #	W, 2-1
10/1/1989	H	W, 3-0
9/30/1990	A	W, 2-0
11/1/1990	N20 #	W, 3-0
11/18/1990	H \$	W, 3-1
9/29/1991	H	W, 1-0
11/8/1991	A #	W, 1-0
9/27/1992	A	W, 6-3
11/6/1992	A #	W, 2-0
9/26/1993	H	W, 3-2
9/25/1994	A	L, 1-5
9/24/1995	H	W, 7-1
9/29/1996	A	T, 3-3 (OT)
9/28/1997	H	W, 2-1 (OT)
11/13/1997	N31 #	W, 4-0
9/27/1998	A	W, 2-0
9/25/1999	H	W, 2-1
9/24/2000	A	W, 3-1
11/12/2000	N34 #	L, 0-1 (OT)
9/22/2001	H	W, 2-0
9/21/2002	A	L, 1-2
9/21/2003	H	W, 1-0
9/26/2004	A	L, 1-2
10/1/2005	H	W, 2-0
11/27/2005	A \$	L, 1-2
9/22/2006	A	L, 1-2
10/6/2007	H	W, 2-1
10/3/2008	A	W, 1-0
10/2/2009	A	L, 0-1 (20T)
10/1/2010	H	L, 0-1
9/23/2011	H	L, 0-3
11/11/2011	N39 #	L, 0-1 (OT)
9/21/2012	A	L, 0-1
11/9/2012	N42 #	T, 0-0 (20T)
11/1/2013	H	L, 0-1
11/1/2014	A	T, 1-1 (20T)

10/30/2015	H	T, 0-0 (20T)
10/7/2016	A	W, 2-1
9/22/2017	H	L, 1-2 (OT)
11/1/2019	H	W, 2-1 (OT)
3/13/2021	A	L, 0-2
9/25/2021	H	L, 0-2
10/28/2022	A	T, 2-2
10/27/2023	H	W, 1-0

NOTRE DAME (9-8-4)
H: 5-1-2 | A: 3-7-1 | N: 1-0-1 | ACC: 4-5-3
ACCT: 1-2-1 | NCAA: 2-1-0
UNDER GELNOVATCH: 7-8-4

9/1/1985	H	W, 3-0
9/3/1989	N14	W, 3-0
11/24/2006	H \$	W, 3-2
10/26/2013	A	W, 2-0
11/15/2013	N42 #	T, 3-3 (20T)
9/21/2014	H	T, 1-1 (20T)
11/9/2014	A #	L, 0-3
11/30/2014	A \$	W, 1-0
9/25/2015	A	L, 1-3
11/8/2015	A #	L, 0-1
10/14/2016	H	W, 1-0
9/29/2017	A	T, 1-1 (20T)
11/8/2017	H #	W, 2-1
10/23/2018	H	T, 0-0 (20T)
11/25/2018	A \$	L, 0-1 (OT)
9/28/2019	A	W, 1-0
10/24/2020	A	L, 1-2 (20T)
3/7/2021	H	W, 1-0 (OT)
10/1/2021	A	L, 1-2
9/16/2022	H	L, 1-2
9/22/2023	A	L, 1-3

PITTSBURGH (10-4-2)
H: 7-3-1 | A: 3-1-1 | N: 0-0-0 | ACC: 7-3-2
ACCT: 1-1-0 | NCAA: 0-0-0
UNDER GELNOVATCH: 9-4-2

9/5/1982	H	W, 3-0
11/5/2002	H	W, 2-0
10/4/2013	H	W, 5-0
10/4/2014	A	W, 3-0
10/16/2015	H	W, 3-1
10/21/2016	A	T, 0-0 (20T)
10/20/2017	H	W, 2-1 (20T)
9/28/2018	A	W, 2-0
10/31/2018	H #	L, 0-2
10/18/2019	H	L, 0-2
10/18/2020	H	L, 2-3 (OT)
4/8/2021	A	L, 0-5
10/22/2021	H	T, 2-2 (20T)
9/30/2022	A	W, 3-1
11/6/2022	H #	W, 1-0
10/13/2023	H	W, 2-1

SYRACUSE (5-2-2)
H: 2-1-1 | A: 3-1-1 | N: 0-0-0
ACCT: 1-0-1 | NCAA: 0-0-0
UNDER GELNOVATCH: 5-2-1

9/28/2013	A	W, 2-0
9/27/2014	A	L, 0-1
9/8/2017	H	T, 2-2 (20T)
9/21/2018	A	W, 2-0
11/1/2019	H #	W, 2-1
10/30/2020	H	W, 1-0
9/10/2021	H	L, 1-3
9/24/2022	A	W, 1-0
11/9/2022	A #	T, 2-2

VIRGINIA TECH (43-6-6)
H: 21-3-3 | A: 20-3-3 | N: 2-0-0 | ACC: 12-4-6
ACCT: 1-0-0 | NCAA: 0-0-0
UNDER GELNOVATCH: 16-4-6

11/18/1960	N2	W, 2-1
10/13/1961	H	W, 9-0
11/17/1961	N3 @	W, 7-4
9/20/1964	A	W, 5-0





HISTORY VS 2023 & ACC OPPONENTS

10/5/1965	H	L, 0-2
10/4/1966	A	L, 0-1
10/2/1967	H	W, 2-1
10/2/1968	A	W, 2-1
10/30/1969	H	W, 2-0
10/26/1970	A	W, 3-2
10/30/1971	H	W, 4-1
10/12/1975	H	W, 2-1
10/8/1977	A	W, 3-0
10/21/1978	H	W, 1-0
10/30/1979	A	W, 3-1
10/21/1980	H	W, 3-0
10/16/1981	A	W, 4-0
10/15/1982	H	W, 2-1
10/19/1983	A	W, 6-0
10/10/1984	H	W, 7-0
10/9/1985	A	W, 3-0
11/5/1986	H	W, 5-0
10/25/1989	H	W, 3-1 (OT)
10/24/1990	A	W, 4-0
9/18/1991	H	W, 3-1
9/16/1992	A	W, 3-0
9/15/1993	H	W, 6-1
9/14/1994	A	W, 8-2
9/13/1995	H	W, 7-1
9/18/1996	A	W, 3-0
9/17/1997	H	W, 3-1
9/16/1998	A	W, 3-0
9/22/1999	H	W, 2-1
10/30/2004	A	L, 1-2
10/29/2005	H	L, 1-2 (OT)
10/20/2006	A	W, 3-1
9/28/2007	H	T, 1-1 (2OT)
9/26/2008	A	W, 2-1
10/17/2009	A	W, 3-1
10/15/2010	H	W, 2-1 (OT)
10/21/2011	A	T, 0-0 (2OT)
10/19/2012	H	W, 3-2 (OT)
10/18/2013	A	T, 1-1 (2OT)
9/12/2014	H	W, 1-0
11/5/2014	H #	W, 1-0
10/23/2015	A	W, 1-0
9/30/2016	H	T, 0-0 (2OT)
9/15/2017	A	W, 2-1
9/7/2018	H	T, 1-1 (2OT)
10/25/2019	A	W, 2-0
10/14/2020	A	T, 1-1 (2OT)
11/6/2020	H	L, 0-1
3/19/2021	H	W, 2-0
9/17/2021	A	L, 1-2 (2OT)
9/9/2022	H	W, 4-2
10/20/23	A	W, 3-0

WAKE FOREST (40-14-8)
H: 12-8-1 | **A:** 14-6-3 | **N:** 14-0-4 | **ACC:** 22-13-3
ACCT: 16-1-5 | **NCAA:** 3-0-0

UNDER GELNOVATCH: 24-12-6

9/21/1980	A	W, 3-1
9/20/1981	H	L, 1-2
9/19/1982	A	W, 2-0
9/18/1983	H	W, 3-1
9/16/1984	A	W, 2-0
9/15/1985	H	W, 2-0
9/14/1986	A	W, 3-1
9/4/1987	H15	W, 3-0
9/25/1988	A	T, 0-0 (OT)
9/24/1989	H	W, 1-0
9/23/1990	A	W, 1-0
11/2/1990	N20 #	T, 0-0 (OT)
9/22/1991	H	L, 0-2
11/10/1991	N25 #	W, 3-1
9/20/1992	A	W, 3-2 (OT)
9/19/1993	H	W, 1-0
11/4/1993	N25 #	W, 4-0
9/18/1994	A	W, 3-2
11/10/1994	N22 #	W, 2-0
9/17/1995	H	W, 4-1
9/22/1996	A	W, 2-0

9/21/1997	H	W, 3-1
11/14/1997	N31 #	W, 2-1
9/19/1998	A	T, 2-2 (OT)
9/19/1999	H	T, 1-1 (OT)
11/12/1999	N34 #	W, 2-1
9/16/2000	A	W, 2-0
9/17/2001	H	W, 1-0
11/16/2001	N22 #	W, 1-0 (OT)
9/14/2002	A	L, 1-2
11/15/2002	N39 #	W, 1-0
9/13/2003	H	W, 2-1
11/14/2003	N39#	W, 1-0
11/26/2003	A \$	W, 2-0
9/17/2004	A	W, 2-1
11/12/2004	N39 #	W, 2-1
11/4/2005	A	W, 2-1 (OT)
10/27/2006	H	L, 1-2
11/3/2006	N42 #	T, 1-1 (3OT)
11/9/2007	A	L, 1-3
11/7/2008	H	L, 0-2
11/14/2008	N39 #	W, 3-2
9/18/2009	A	W, 1-0
11/13/2009	N39 #	T, 0-0 (2OT)
12/11/2009	N39 \$	W, 2-1 (OT)
9/18/2010	H	L, 0-1
11/10/2010	N39 #	W, 1-0
10/14/2011	A	L, 3-4
11/8/2011	H #	W, 4-3 (2OT)
10/12/2012	H	L, 1-4
11/6/2012	A #	T, 2-2 (2OT)
9/13/2013	A	L, 2-3
11/12/2013	A #	W, 1-0 (OT)
10/24/2014	H	L, 1-2
9/10/2016	A	L, 0-1 (OT)
11/12/2017	N46 #	T, 0-0 (OT)
10/23/2018	H	L, 2-3
11/13/2019	H #	W, 1-0
11/17/2019	N39 \$	W, 2-1
11/15/2020	N25 #	W, 2-0
11/3/2021	A #	L, 0-3
10/22/2022	H	W, 1-0

Legend

- 1 — at Salem, Va.
- 2 — at Lynchburg Tournament, Lynchburg, Va.
- 3 — at Lynchburg, Va.
- 4 — at Roanoke, Va.
- 5 — at Lexington, Va.
- 6 — at Harrisonburg, Va.
- 7 — at Loyola Tournament, Towson, Md.
- 8 — at UMBC Tournament, Catonsville, Md.
- 9 — at William & Mary Classic, Williamsburg, Va.
- 10 — at Old Dominion Classic, Norfolk, Va.
- 11 — at Akron Tournament, Akron, Ohio
- 12 — at Fairfax, Va.
- 13 — at USF Tournament, San Francisco, Calif.
- 14 — at adidas/Met Life Classic, Bloomington, Ind.
- 15 — Coca-Cola Classic, Charlottesville, Va.
- 16 — at McDonald's Classic, Tampa, Fla.
- 17 — at Met Life Classic, New Brunswick, N.J.
- 18 — at Mayor's Cup XII, Oneonta, N.Y.
- 19 — at SMU Soccer Classic, Dallas, Texas
- 20 — at Durham, N.C.
- 21 — at adidas Ethel M Classic, Las Vegas, Nev.
- 22 — at Clemson, S.C.

23 — at Pacific West Classic, Stanford, Calif.
24 — at New Brunswick, N.J.
25 — at Chapel Hill, N.C.
26 — at Tampa, Fla.
27 — Lanzer/Sheraton Classic, Charlottesville, Va.
28 — at Davidson, N.C.
29 — at Richmond, Va.
30 — adidas Invitational, Charlottesville, Va.
31 — at Kissimmee, Fla.
32 — at Fila Invitational, Fullerton, Calif.
33 — at Virginia Beach, Va.
34 — at Winston-Salem, N.C.
35 — at Pacific Soccer Classic, Westwood, Calif.
36 — Virginia Soccer Classic, Charlottesville, Va.
37 — Fila/Maryland Classic, College Park, Md.
38 — at Christopher Newport, Newport News, Va.
39 — at Cary, N.C. at SAS Soccer Stadium.
40 — Saint Louis Nike Classic, Saint Louis, Mo.
41 — UCSB Adidas Classic, Santa Barbara, Calif.
42 — Germantown, Md.
43 — College Cup, St. Louis, Mo.
44 — Hilton Garden Hokie Invitational, Blacksburg, Va.
45 — College Cup, Chester, Pa.
46 — Charleston, S.C.
47 — Audi Field, Washington, D.C.

signifies ACC Tournament matchup
 \$ signifies NCAA Tournament matchup
 @ signifies Virginia State Tournament





ALL-TIME RESULTS

1941 (0-9)			1951 (1-5-2)			1958 (5-4, 1-3 ACC)					
Sept. 27	Towson State	A	L, 1-3	Oct. 9	Duke	A	L, 2-5	Oct. 1	Lynchburg	A	L, 3-4 (ot)
Oct. 4	Navy	A	L, 0-11	Oct. 12	Roanoke	A	W, 8-3	Oct. 10	VMI	H	W, 5-4
Oct. 8	Maryland	A	L, 0-12	Oct. 18	Washington & Lee	A	L, 1-2	Oct. 14	Randolph-Macon	H	W, 8-1
Oct. 18	Loyola, Md.	H	L, 3-7	Oct. 25	North Carolina	H	L, 1-2 (ot)	Oct. 17	North Carolina	A	L, 2-3
Oct. 24	High Point	A	L, 0-9	Nov. 1	Towson State	A	L, 0-2	Oct. 18	N.C. State	A	L, 3-4
Oct. 25	Davidson	A	L, 4-6	Nov. 3	Frostburg Teachers	H	T, 2-2	Oct. 24	Duke	H	W, 7-3
Oct. 31	Davidson	H	L, 1-3	Nov. 8	N.C. State	A	T, 1-1 (2ot)	Oct. 28	Maryland	H	L, 1-2
Nov. 4	High Point	H	L, 1-3	Nov. 15	Washington & Lee	H	L, 1-4	Oct. 31	Georgetown	H	W, 5-2
Nov. 7	Johns Hopkins	A	L, 0-3					Nov. 13	Washington & Lee	A	W, 2-0
1942 (4-2-1)			1952 (5-2-2)			1959 (3-4-2, 2-2 ACC)					
Oct. 17	Davidson	H	W, 5-1	Oct. 3	Roanoke	A	W, 7-0	Oct. 2	Lynchburg	H	L, 2-4
Oct. 23	Bridgewater	A	L, 0-1	Oct. 7	Washington & Lee	H	W, 2-0	Oct. 16	North Carolina	H	L, 2-3
Oct. 30	Davidson	A	W, 2-0	Oct. 17	Duke	H	L, 0-4	Oct. 19	N.C. State	H	W, 2-1
Oct. 31	High Point	A	T, 3-3	Oct. 22	North Carolina	A	L, 2-3	Oct. 21	Navy	A	L, 1-2 (ot)
Nov. 7	Loyola, Md.	A	W, 3-2	Oct. 25	Towson State	H	T, 0-0	Oct. 30	Maryland	A	L, 1-5
Nov. 13	Bridgewater	H	L, 0-1	Oct. 29	Roanoke	A	W, 2-1 (ot)	Oct. 31	Georgetown	A	T, 1-1 (2ot)
Nov. 20	Johns Hopkins	A	W, 2-1 (ot)	Nov. 7	N.C. State	H	W, 3-1	Nov. 6	VMI	H	W, 4-0
1946 (1-3-1)			1953 (4-4-1)			1960 (3-7, 1-3 ACC)					
Oct. 19	North Carolina	A	L, 0-3	Oct. 2	Roanoke	H	L, 0-1	Oct. 1	Lynchburg	A	L, 1-2
Oct. 25	Duke	A	L, 0-6	Oct. 9	Washington College	H	T, 3-3 (2ot)	Oct. 7	Maryland	H	L, 1-4 (ot)
Nov. 1	Loyola, Md.	A	L, 0-4	Oct. 15	Washington & Lee	A	W, 5-0	Oct. 14	North Carolina	A	L, 0-3
Nov. 8	North Carolina	H	W, 3-1	Oct. 23	North Carolina	H	L, 2-3	Oct. 20	Fort Lee	A	W, 6-4
Nov. 13	Duke	H	T, 1-1	Oct. 27	Roanoke	H	L, 1-2	Oct. 28	Duke	H	L, 0-4
1947 (2-7-2)			1954 (2-4-2, 1-1-2 ACC)			1961 (9-3, 1-3 ACC)					
Oct. 10	Duke	A	T, 3-3	Oct. 1	Roanoke	H	W, 2-0	Oct. 3	Lynchburg	H	W, 3-0
Oct. 17	Roanoke	N1	W, 5-1	Oct. 9	Duke	H	W, 4-0	Oct. 6	Maryland	A	L, 0-3
Oct. 23	Washington & Lee	H	T, 1-1 (2ot)	Oct. 13	Towson State	H	L, 2-3	Oct. 10	N.C. State	H	W, 7-2
Oct. 25	Maryland	H	L, 0-3	Oct. 25	Washington & Lee	A	L, 1-3	Oct. 13	Virginia Tech	H	W, 9-0
Oct. 31	North Carolina	H	L, 0-1	Nov. 8	N.C. State	A	T, 1-1 (2ot)	Oct. 20	Georgetown	A	W, 7-2
Nov. 5	Washington & Lee	A	L, 0-2	Nov. 9	North Carolina	A	T, 1-1 (2ot)	Oct. 28	Fort Bragg	H	W, 3-1
Nov. 8	Frostburg Teachers	H	L, 2-3	Nov. 12	Washington & Lee	H	L, 1-4	Nov. 6	Duke	A	L, 1-3
Nov. 13	Duke	H	L, 1-2	Nov. 19	Maryland	H	L, 0-7	Nov. 9	North Carolina	H	L, 1-2
Nov. 17	Baltimore	A	L, 0-2	1955 (3-5-2, 1-2-1 ACC)			Nov. 10	Randolph-Macon	A	W, 3-0	
Nov. 21	North Carolina	A	L, 0-2	Sept. 28	Lynchburg	H	W, 3-1	Nov. 14	Washington & Lee	H	W, 5-4
Nov. 26	Loyola, Md.	H	W, 2-1	Oct. 4	Roanoke	A	W, 2-0	Nov. 17	Virginia Tech @	N3	W, 7-4
1948 (3-7-1)			1956 (6-3, 3-1 ACC)			1962 (5-4-1, 1-3 ACC)					
Oct. 1	Washington & Lee	H	L, 0-1	Oct. 2	Lynchburg	A	W, 7-1	Sept. 28	Navy	A	L, 1-4
Oct. 8	Roanoke	A	W, 4-1	Oct. 9	Washington & Lee	A	W, 4-1	Oct. 8	N.C. State	A	W, 6-2
Oct. 11	Washington & Lee	A	L, 1-2	Oct. 20	Navy	H	L, 1-3	Oct. 12	Georgetown	H	W, 4-1
Oct. 16	Baltimore	H	T, 0-0 (2ot)	Oct. 26	Duke	H	W, 2-0	Oct. 17	Duke	H	L, 1-4
Oct. 22	North Carolina	A	L, 0-3	Oct. 30	Frostburg Teachers	H	W, 4-1	Oct. 22	North Carolina	A	L, 1-2
Oct. 27	High Point	H	L, 0-2	Nov. 2	Baltimore	A	L, 3-4	Oct. 26	Maryland	H	L, 2-3 (2ot)
Nov. 8	Frostburg Teachers	A	L, 0-5	Nov. 7	N.C. State	A	W, 4-1	Nov. 2	Lynchburg	A	T, 0-0 (ot)
Nov. 10	Roanoke	H	W, 1-0	Nov. 8	North Carolina	A	W, 2-0	Nov. 13	Washington & Lee	A	W, 8-2
Nov. 12	Duke	H	L, 1-3	Nov. 13	Maryland	H	L, 0-2	Nov. 16	Randolph-Macon @	H	W, 5-0
Nov. 17	Maryland	A	L, 0-5	1957 (5-2-1, 2-1-1 ACC)			Nov. 17	Lynchburg @	H	W, 3-2	
Nov. 22	Richmond Profes. Inst.	A	W, 6-0	Oct. 1	Lynchburg	H	L, 1-3	1963 (7-2-1, 2-1-1 ACC)			
1949 (5-5)			1958 (5-4, 1-3 ACC)			1964 (7-2-1, 2-1-1 ACC)					
Sept. 30	Duke	A	L, 0-2	Oct. 1	Lynchburg	H	L, 1-3	Sept. 27	Navy	A	L, 0-5
Oct. 6	Washington & Lee	H	W, 3-1	Oct. 9	VMI	H	W, 8-2	Oct. 8	Lynchburg	A	W, 3-2
Oct. 10	Richmond Profes. Inst.	A	W, 9-0	Oct. 18	Duke	A	W, 1-0	Oct. 11	Randolph-Macon	H	W, 5-1
Oct. 14	Maryland	H	L, 1-10	Oct. 25	Maryland	A	L, 0-2	Oct. 15	N.C. State	H	W, 3-2
Oct. 22	Richmond Profes. Inst.	H	W, 3-1	Nov. 2	N.C. State	H	W, 2-0	Oct. 23	Maryland	A	L, 2-7
Oct. 24	Roanoke	A	L, 0-1	Nov. 9	Georgetown	H	W, 3-0	Oct. 29	North Carolina	H	T, 2-2 (ot)
Oct. 28	North Carolina	H	L, 0-1	Nov. 13	North Carolina	H	T, 4-4 (ot)	Nov. 6	Duke	A	W, 3-2
Nov. 3	Washington & Lee	A	W, 1-0	Nov. 18	Washington & Lee	H	W, 2-0	Nov. 12	Washington & Lee	H	W, 3-1
Nov. 12	Frostburg Teachers	H	W, 1-0	1959 (3-4-2, 2-2 ACC)			Nov. 15	Roanoke @	H	W, 3-0	
Nov. 21	N.C. State	A	L, 1-2	1960 (3-7, 1-3 ACC)			Nov. 16	Lynchburg @	H	W, 1-0	
1950 (4-5-1)			1961 (9-3, 1-3 ACC)			1965 (7-2-1, 2-1-1 ACC)					
Oct. 6	Frostburg Teachers	H	L, 1-6	Oct. 3	Roanoke	H	L, 0-1	Sept. 27	Navy	A	L, 0-5
Oct. 9	Roanoke	H	W, 3-0	Oct. 9	Duke	H	W, 4-0	Oct. 8	Lynchburg	A	W, 3-2
Oct. 12	Washington & Lee	H	T, 1-1	Oct. 13	Towson State	H	L, 2-3	Oct. 11	Randolph-Macon	H	W, 5-1
Oct. 20	Maryland	A	L, 1-3	Oct. 25	Washington & Lee	A	L, 1-3	Oct. 15	N.C. State	H	W, 3-2
Oct. 25	N.C. State	H	W, 5-4	Nov. 8	N.C. State	A	T, 1-1 (2ot)	Oct. 23	Maryland	A	L, 2-7
Oct. 27	North Carolina	A	L, 1-2	Nov. 9	North Carolina	A	W, 2-0	Oct. 29	North Carolina	H	T, 2-2 (ot)
Nov. 2	Richmond Profes. Inst.	H	W, 7-0	Nov. 12	Washington & Lee	H	L, 1-4	Nov. 6	Duke	A	W, 3-2
Nov. 10	Duke	H	L, 2-3	Nov. 19	Maryland	H	L, 0-7	Nov. 12	Washington & Lee	H	W, 3-1
Nov. 15	Washington & Lee	A	L, 2-3	1962 (5-4-1, 1-3 ACC)			Nov. 15	Roanoke @	H	W, 3-0	
Nov. 20	Richmond Profes. Inst.	A	W, 3-1	1963 (7-2-1, 2-1-1 ACC)			Nov. 16	Lynchburg @	H	W, 1-0	





ALL-TIME RESULTS

1964 (4-5-2, 0-4 ACC)

Sept. 20	Virginia Tech	A	W, 5-0
Oct. 2	Roanoke	H	W, 3-2
Oct. 7	Lynchburg	A	L, 0-2
Oct. 13	Randolph-Macon	A	W, 2-1
Oct. 19	N.C. State	A	L, 1-4
Oct. 22	Maryland	H	L, 0-2
Oct. 29	North Carolina	A	L, 1-2
Nov. 4	Duke	H	L, 0-2
Nov. 10	Washington & Lee	A	W, 3-1
Nov. 14	Lynchburg @	A	T, 1-1 (ot)
Nov. 14	Washington & Lee @	N3	T, 2-2 (ot)

1965 (3-6-1, 2-2 ACC)

Oct. 5	Virginia Tech	H	L, 0-2
Oct. 12	Randolph-Macon	H	W, 2-1
Oct. 14	Roanoke	A	T, 0-0
Oct. 20	Lynchburg	H	L, 1-2
Oct. 22	Duke	A	W, 4-3
Oct. 27	North Carolina	H	L, 0-1
Nov. 2	N.C. State	H	W, 6-0
Nov. 5	Maryland	A	L, 0-2
Nov. 9	Washington & Lee	H	L, 0-1
Nov. 12	Randolph-Macon @	N4	L, 0-1

1966 (0-10, 0-4 ACC)

Oct. 4	Virginia Tech	A	L, 0-1
Oct. 7	Eastern Mennonite	H	L, 1-3
Oct. 11	Randolph-Macon	A	L, 2-6
Oct. 18	Lynchburg	A	L, 0-3
Oct. 24	Roanoke	H	L, 4-6
Oct. 27	N.C. State	A	L, 2-5
Oct. 28	North Carolina	A	L, 0-4
Nov. 3	Duke	H	L, 1-3
Nov. 8	Washington & Lee	A	L, 0-3
Nov. 10	Maryland	H	L, 1-5

1967 (3-9, 0-4 ACC)

Sept. 26	Eastern Mennonite	A	W, 5-1
Oct. 2	Virginia Tech	H	W, 2-1
Oct. 5	Lynchburg	H	L, 0-4
Oct. 9	Maryland	A	L, 0-4
Oct. 12	Randolph-Macon	H	L, 0-3
Oct. 20	Duke	A	L, 1-2
Oct. 21	Roanoke	N1	L, 0-1
Oct. 27	N.C. State	H	L, 2-4
Oct. 31	North Carolina	H	L, 2-3
Nov. 7	Washington & Lee	H	L, 2-4
Nov. 10	Eastern Mennonite @	N5	L, 4-5
Nov. 11	VMI @	A	W, 4-0

1968 (4-5-1, 1-3-1 ACC)

Oct. 2	Virginia Tech	A	W, 2-1
Oct. 4	Eastern Mennonite	H	L, 2-4
Oct. 7	Randolph-Macon	H	W, 4-1
Oct. 9	VMI	A	W, 2-0
Oct. 15	William & Mary	A	L, 1-2
Oct. 18	Duke	H	W, 8-2
Oct. 22	Clemson	H	T, 2-2 (ot)
Oct. 24	N.C. State	A	L, 1-2
Oct. 25	North Carolina	A	L, 0-3
Oct. 29	Maryland	H	L, 0-5

1969 (9-1-2, 4-0-1) ACC CHAMPIONS

Oct. 1	VMI	H	W, 5-0
Oct. 5	Clemson	H	W, 1-0 (ot)
Oct. 10	Washington & Lee	A	W, 2-1 (ot)
Oct. 15	William & Mary	H	W, 2-0
Oct. 17	Duke	A	W, 2-0
Oct. 20	Randolph-Macon	H	W, 2-1
Oct. 23	N.C. State	H	W, 5-1
Oct. 24	North Carolina	H	W, 1-0
Oct. 28	Maryland	A	T, 2-2
Oct. 30	Virginia Tech	H	W, 2-0
Nov. 17	Maryland \$	A	L, 0-5
Nov. 19	Roanoke @	H	T, 0-0

1970 (8-2-1, 3-1 ACC) ACC CHAMPIONS

Oct. 1	VMI	A	W, 4-0
Oct. 3	Hampden-Sydney	H	W, 8-0
Oct. 7	William & Mary	A	T, 2-2 (ot)
Oct. 11	Washington & Lee	H	W, 7-0
Oct. 13	North Carolina	A	W, 1-0
Oct. 18	Maryland	H	L, 2-3
Oct. 20	Randolph-Macon	A	L, 0-1
Oct. 23	Duke	H	W, 2-1
Oct. 26	Virginia Tech	A	W, 3-2
Nov. 1	Clemson	A	W, 2-1
Nov. 14	William & Mary @	H	W, 2-1

1971 (7-5-1, 1-3-1 ACC)

Sept. 26	Roanoke	H	W, 5-1
Oct. 1	Old Dominion	H	W, 11-0
Oct. 5	VMI	H	W, 3-0
Oct. 10	Clemson	H	L, 1-5
Oct. 13	Maryland	A	W, 2-1
Oct. 18	North Carolina	H	L, 0-1
Oct. 22	Duke	A	L, 1-2
Oct. 27	William & Mary	H	W, 6-1
Oct. 30	Virginia Tech	H	W, 4-1
Nov. 2	Hampden-Sydney	A	W, 3-0
Nov. 6	Navy	A	L, 0-1 (ot)
Nov. 10	N.C. State	H	T, 0-0 (ot)
Nov. 13	Lynchburg @	A	L, 0-1 (ot)

1972 (8-3-3, 1-2-2 ACC)

Sept. 27	George Mason	A	W, 2-1
Oct. 3	North Carolina	A	W, 2-0
Oct. 10	Randolph-Macon	A	T, 2-2
Oct. 15	Maryland	H	T, 1-1
Oct. 25	Duke	H	L, 0-1
Oct. 29	Clemson	A	L, 1-4
Nov. 1	William & Mary	A	W, 2-0
Nov. 4	Hampden-Sydney	H	W, 3-0
Nov. 6	Virginia Wesleyan	A	W, 7-0
Nov. 7	Old Dominion	A	W, 4-0
Nov. 11	N.C. State	H	T, 1-1
Nov. 13	Randolph-Macon @	H	W, 3-1
Nov. 15	James Madison @	H	L, 0-1
Nov. 18	Navy	H	W, 2-1 (ot)

1973 (6-7, 1-4 ACC)

Sept. 26	George Mason	H	W, 3-2
Sept. 28	Old Dominion	H	W, 4-1
Oct. 5	Maryland	A	L, 1-3
Oct. 9	Randolph-Macon	A	L, 0-2
Oct. 14	N.C. State	A	L, 1-3
Oct. 16	Duke	A	W, 2-0
Oct. 22	North Carolina	H	L, 0-1
Oct. 25	Hampden-Sydney	A	W, 4-3
Oct. 31	William & Mary	H	W, 4-1
Nov. 3	Navy	A	L, 1-3
Nov. 6	Virginia Wesleyan	H	W, 3-0
Nov. 9	Clemson	H	L, 0-5
Nov. 13	George Mason @	N6	L, 1-3

1974 (5-4-3, 3-2 ACC)

Oct. 1	George Mason	A	L, 0-2
Oct. 4	Maryland	H	L, 0-1
Oct. 7	Randolph-Macon	H	T, 3-3
Oct. 13	Clemson	A	L, 0-4
Oct. 15	North Carolina	A	W, 2-0
Oct. 18	Duke	H	W, 2-0
Oct. 23	Old Dominion	A	W, 4-3
Oct. 24	Virginia Wesleyan	A	T, 1-1
Oct. 30	William & Mary	A	T, 1-1
Nov. 2	Navy	H	L, 2-3
Nov. 5	Hampden-Sydney	H	W, 4-1
Nov. 8	N.C. State	H	W, 4-0

1975 (5-8, 0-5 ACC)

Sept. 19	Davidson	H	W, 3-1
Sept. 25	Washington & Lee	H	W, 5-0
Oct. 3	Baltimore	H	L, 0-1
Oct. 7	George Mason	H	W, 1-0 (forf.)
Oct. 12	Virginia Tech	H	W, 2-1
Oct. 17	Duke	A	L, 2-3
Oct. 21	North Carolina	A	L, 2-4
Oct. 25	Maryland	A	L, 1-6
Oct. 29	Randolph-Macon	A	L, 0-4
Nov. 2	N.C. State	A	L, 1-2
Nov. 4	Hampden-Sydney	A	W, 3-0
Nov. 7	Clemson	H	L, 0-2
Nov. 14	Navy	A	L, 1-2

1976 (8-6-2, 2-2-1 ACC)

Sept. 11	Delphi	N7	L, 1-3
Sept. 12	Old Dominion	N7	W, 2-1
Sept. 17	James Madison	N8	L, 2-5
Sept. 18	Rollins	N8	L, 2-3 (ot)
Sept. 26	Hampden-Sydney	H	W, 2-0
Oct. 2	Richmond	H	W, 10-0
Oct. 6	Washington & Lee	A	W, 4-0
Oct. 9	Randolph-Macon	H	L, 0-1
Oct. 12	North Carolina	A	L, 1-2
Oct. 15	Duke	H	W, 3-1
Oct. 19	George Mason	A	T, 0-0
Oct. 23	Maryland	H	T, 2-2
Oct. 30	N.C. State	H	W, 3-0
Nov. 5	Clemson	A	L, 0-3
Nov. 6	Davidson	A	W, 6-1
Nov. 13	Navy	H	W, 2-1

1977 (12-6-1, 2-3 ACC)

Sept. 17	Old Dominion	N9	T, 2-2
Sept. 18	William & Mary	A9	L, 0-1
Sept. 21	VMI	H	W, 6-0
Sept. 27	Hampden-Sydney	A	W, 5-1
Oct. 1	Alumni	H	W, 5-1
Oct. 5	Lynchburg	H	W, 1-0
Oct. 8	Virginia Tech	A	W, 3-0
Oct. 11	North Carolina	H	L, 0-1
Oct. 15	Pfeiffer	H	L, 2-3 (ot)
Oct. 18	James Madison	A	W, 1-0
Oct. 22	Maryland	A	L, 2-4
Oct. 25	Duke	A	W, 1-0
Oct. 28	Washington & Lee	H	W, 4-0
Oct. 30	N.C. State	A	W, 1-0
Nov. 4	Clemson	H	L, 0-2
Nov. 6	Davidson	H	W, 7-2
Nov. 8	Washington & Lee	A	W, 3-0
Nov. 12	Navy	A	L, 0-1
Nov. 16	William & Mary @	H	W, 2-1

1978 (9-2-2, 3-2 ACC)

H: 7-0-1 | A: 2-2-1

Sept. 16	Alumni	H	W, 4-0
Sept. 20	VMI	A	W, 6-0
Sept. 23	St. Mary's, Md.	H	W, 3-1
Sept. 26	Hampden-Sydney	H	W, 3-1
Sept. 30	North Carolina	A	L, 0-1
Oct. 7	Lynchburg	A	T, 1-1 (ot)
Oct. 15	Duke	H	W, 4-2 (ot)
Oct. 21	Virginia Tech	H	W, 1-0
Oct. 25	James Madison	H	T, 1-1 (ot)
Oct. 29	N.C. State	H	W, 1-0
Nov. 3	Clemson	A	L, 0-2
Nov. 4	Davidson	A	W, 2-0
Nov. 11	Maryland	H	W, 3-1





ALL-TIME RESULTS

1979 (12-4-1, 3-1-1 ACC)

Sept. 9	Guilford	H	W, 3-0
Sept. 12	Hampden-Sydney	A	W, 2-0
Sept. 15	Maryland	A	W, 1-0
Sept. 19	Baltimore	H	W, 2-1 (ot)
Sept. 24	VMI	H	W, 3-0
Sept. 28	Cornell	N10	W, 1-0
Sept. 29	Old Dominion	A10	L, 0-1
Oct. 6	Duke	A	W, 2-1
Oct. 13	William & Mary	H	W, 2-1
Oct. 17	North Carolina	H	T, 1-1 (ot)
Oct. 20	Towson State	H	W, 1-0
Oct. 24	James Madison	A	L, 1-2
Oct. 27	N.C. State	A	W, 2-1
Oct. 30	Virginia Tech	A	W, 3-1
Nov. 2	Clemson	H	L, 0-2
Nov. 7	Lynchburg	H	W, 2-0
Nov. 20	American \$	H	L, 0-1

1980 (8-9-1, 2-3-1 ACC)

Sept. 3	Hampden-Sydney	H	W, 5-1
Sept. 7	Davis & Elkins	H	W, 3-0
Sept. 12	Maryland	H	W, 2-1
Sept. 14	Lynchburg	A	L, 1-2
Sept. 17	VMI	A	W, 6-1
Sept. 21	Wake Forest	A	W, 3-1
Sept. 27	West Virginia	N9	W, 2-1
Sept. 28	William & Mary	A9	L, 0-3
Oct. 4	James Madison	H	L, 0-1
Oct. 12	Akron	H	L, 0-1
Oct. 15	North Carolina	A	L, 0-2
Oct. 18	Connecticut (1)	A	L, 0-4
Oct. 21	Virginia Tech	H	W, 3-0
Oct. 25	N.C. State	H	L, 1-3
Oct. 29	Baltimore	A	W, 2-1
Nov. 1	Duke (14)	H	T, 2-2 (ot)
Nov. 9	Clemson	A	L, 0-4
Nov. 16	Old Dominion @	A	L, 0-2

1981 (10-6-2, 2-4 ACC)

Sept. 9	VMI	H	W, 5-0
Sept. 12	Maryland	A	W, 1-0
Sept. 17	VCU	H	T, 1-1 (ot)
Sept. 20	Wake Forest	H	L, 1-2
Sept. 27	North Carolina	H	W, 3-2 (ot)
Oct. 3	Marquette	N11	W, 2-0
Oct. 4	Akron	A11	L, 1-2
Oct. 7	James Madison	A	W, 4-0
Oct. 13	Old Dominion	H	W, 2-0
Oct. 16	Virginia Tech	A	W, 4-0
Oct. 20	Richmond	H	W, 11-0
Oct. 24	N.C. State (9)	A	L, 0-3
Oct. 31	Duke (3)	A	L, 2-3
Nov. 6	Clemson (2)	H	L, 0-2 (ot)
Nov. 9	Washington & Lee	H	W, 6-0
Nov. 13	George Mason @!	H	T, 1-1 (ot)
Nov. 15	William & Mary @	H	W, 3-2
Nov. 22	West Virginia \$	H	L, 1-2

1982 (16-2-2, 3-1-2 ACC)

H: 9-1-1 | A: 6-1-1 | N: 1-0

Sept. 5	Pittsburgh	H	W, 3-0
Sept. 7	VMI	A	W, 9-1
Sept. 12	Alabama A&M (10)	H	W, 4-0
Sept. 15	(3) VCU	H	W, 8-0
Sept. 19	(3) Wake Forest	A	W, 2-0
Sept. 22	(4) Lynchburg	H	W, 2-0
Sept. 25	(4) Maryland	H	W, 2-1
Sept. 29	(3) James Madison	A	W, 2-0
Oct. 3	(3) North Carolina (15)	A	T, 0-0 (ot)
Oct. 6	(4) Randolph-Macon	A	W, 1-0
Oct. 12	(4) Old Dominion	A	W, 2-1
Oct. 15	(4) Virginia Tech	H	W, 2-1
Oct. 20	(4) George Washington	H	W, 5-0
Oct. 24	(4) N.C. State	H	W, 2-1
Oct. 31	(4) Duke (2)	H	T, 2-2 (ot)
Nov. 5	(4) Clemson (6)	A	L, 0-1
Nov. 9	(8) Radford	H	W, 7-1
Nov. 12	(8) William & Mary @	N12	W, 1-0
Nov. 14	(8) George Mason (3) @	A	W, 3-2
Nov. 21	(5) George Mason (7) \$	H	L, 0-1

1983 (16-5, 5-1 ACC)

H: 11-1 | A: 5-3 | N: 0-1
ACC CHAMPIONS

Sept. 1	(8) UNCW	H	W, 4-0
Sept. 4	(8) Long Island (4)	H	L, 1-3
Sept. 9	(8) California	N13	L, 0-3
Sept. 10	(8) San Francisco (3)	A13	L, 1-2
Sept. 14	(8) VMI	H	W, 7-0
Sept. 18	(8) Wake Forest	H	W, 3-1
Sept. 21	VCU	A	W, 5-0
Sept. 25	Maryland	A	W, 4-1
Sept. 29	(17) Averett	H	W, 3-0
Oct. 2	(17) North Carolina	H	W, 2-0
Oct. 5	(16) Randolph-Macon	H	W, 2-0
Oct. 11	(18) Old Dominion	H	W, 6-0
Oct. 14	(18) James Madison	A	W, 2-1
Oct. 19	(16) Virginia Tech	A	W, 6-0
Oct. 22	(16) N.C. State	A	W, 2-1
Oct. 30	(14) Duke (1)	A	L, 0-1
Nov. 4	(17) Clemson (3)	H	W, 2-1 (ot)
Nov. 8	(13) Radford	H	W, 5-0
Nov. 20	(10) William & Mary \$	H	W, 2-1
Nov. 27	(5) San Francisco (8) \$	H	W, 3-2
Dec. 4	(3) Indiana (2) \$	A	L, 1-3

1984 (19-3-1, 6-0 ACC)

H: 13-1 | A: 6-1-1 | N: 0-1
ACC CHAMPIONS

Sept. 1	(6) Ohio State	H	W, 4-1
Sept. 4	(6) UNC Greensboro	H	W, 1-0 (ot)
Sept. 8	(6) Indiana (1)	A14	L, 0-1
Sept. 9	(6) UCLA (4)	N14	L, 1-2
Sept. 12	VMI	A	W, 10-0
Sept. 16	Wake Forest	A	W, 2-0
Sept. 19	(11) VCU	H	W, 8-1
Sept. 22	(11) Maryland	H	W, 8-1
Sept. 26	(8) Radford	A	W, 5-0
Sept. 30	(8) North Carolina (13)	A	W, 3-2
Oct. 2	(11) Longwood	H	W, 4-0
Oct. 5	(11) Old Dominion	A	W, 1-0 (ot)
Oct. 10	(11) Virginia Tech	H	W, 7-0
Oct. 14	(11) N.C. State (9)	H	W, 1-0
Oct. 17	(8) James Madison	H	W, 3-0
Oct. 21	(8) F. Dickinson (7)	A	T, 1-1 (ot)
Oct. 27	(8) Duke (17)	H	W, 4-2
Nov. 2	(5) Clemson	A	W, 2-0
Nov. 6	(4) Richmond	H	W, 6-0
Nov. 9	(4) Old Dominion @	H	W, 2-1
Nov. 11	(4) George Mason @	H	W, 2-0
Nov. 25	(3) American (18) \$!	H	W, 1-0
Dec. 2	(3) Clemson (9) \$	H	L, 0-1

1985 (15-4-1, 4-1-1 ACC)

H: 10-2 | A: 4-2-1 | N: 1-0

Sept. 1	(2) Notre Dame	H	W, 3-0
Sept. 6	(2) West Virginia	H15	W, 3-0
Sept. 7	(2) George Washington	H15	W, 4-1
Sept. 11	(2) VMI	H	W, 7-0
Sept. 15	(2) Wake Forest	H	W, 2-0
Sept. 18	(1) Cal Santa Barbara	H	W, 2-0
Sept. 22	(1) Maryland	A	W, 2-0
Sept. 29	(1) North Carolina	H	W, 3-1
Oct. 1	(1) Radford	H	W, 5-0
Oct. 4	(1) Tampa	A16	W, 1-0
Oct. 5	(1) South Florida	N16	W, 3-2
Oct. 9	(1) Virginia Tech	A	W, 3-0
Oct. 12	(1) N.C. State (8)	A	T, 2-2 (ot)
Oct. 16	(2) Old Dominion	H	L, 0-1
Oct. 20	(2) Fairleigh Dickinson	H	W, 2-1
Oct. 23	(3) James Madison	A	W, 4-0
Oct. 27	(3) Duke (16)	A	L, 0-1
Nov. 1	(7) Clemson (1)	H	W, 2-0
Nov. 9	(5) George Mason (17)	A	L, 2-3
Nov. 17	(10) Geo. Mason (14) \$	H	L, 0-1

1986 (17-2-2, 6-0 ACC)

H: 11-1 | A: 5-0-2 | N: 1-1
ACC CHAMPIONS

Aug. 31	(11) Davis & Elkins	H	W, 2-1
Sept. 5	(11) UNLV (12)	N14	L, 1-2
Sept. 6	(11) Indiana (8)	A14	T, 1-1 (ot)
Sept. 10	(13) Old Dominion	A	T, 1-1 (ot)
Sept. 14	(13) Wake Forest	A	W, 3-1
Sept. 17	(11) Appalachian State	H	W, 3-1
Sept. 21	(11) Maryland (16)	H	W, 1-0
Sept. 24	(9) Radford	A	W, 1-0
Sept. 28	(9) North Carolina	A	W, 4-1
Oct. 3	(6) Richmond	H15	W, 3-0
Oct. 4	(6) Cornell	H15	W, 2-0
Oct. 7	(5) James Madison	H	W, 4-0
Oct. 12	(5) N.C. State (6)	H	W, 4-0
Oct. 17	(5) Princeton	N17	W, 2-0
Oct. 19	(5) Rutgers	A17	W, 4-1
Oct. 22	(3) Liberty	H	W, 2-0
Oct. 26	(3) Duke (5)	H	W, 4-0
Nov. 2	(3) Clemson	A	W, 1-0
Nov. 5	(2) Virginia Tech	H	W, 5-0
Nov. 9	(2) George Mason (20)	H	W, 3-0
Nov. 16	(2) Loyola, Md. (13) \$	H	L, 0-1

1987 (17-3-2, 5-0-1 ACC)

H: 11-0 | A: 5-2-1 | N: 1-1-1

Sept. 2	(6) Coastal Carolina	H	W, 3-2
Sept. 4	(6) Wake Forest	H15	W, 3-0
Sept. 5	(6) Adelphi	H15	W, 1-0
Sept. 8	(6) Old Dominion	H	W, 1-0
Sept. 11	(6) Oneonta State	A18	W, 1-0
Sept. 12	(6) Boston Univ. (19)	N18	W, 1-0
Sept. 16	(4) Catawba	H	W, 6-0
Sept. 20	(4) Maryland (20)	A	W, 1-0
Sept. 23	(2) Radford	H	W, 7-0
Sept. 27	(2) North Carolina (3)	H	W, 2-0
Sept. 30	(1) James Madison	A	W, 1-0
Oct. 4	(1) Long Island	H	W, 2-1
Oct. 7	(1) Richmond	A	W, 4-1
Oct. 11	(1) N.C. State (14)	A	W, 2-0
Oct. 16	(1) So. Methodist (19)	A19	L, 0-1
Oct. 18	(1) Saint Louis	N19	T, 1-1 (ot)
Oct. 23	(3) Duke (4)	A	T, 0-0 (ot)
Oct. 27	(3) Liberty	H	W, 1-0
Nov. 1	(3) Clemson (10)	H	W, 1-0
Nov. 6	(3) North Carolina (13) #	N20	L, 0-3
Nov. 15	(3) George Mason (13) \$	H	W, 2-0
Nov. 22	(3) Loyola, Md. (12) \$	A	L, 0-1

1988 (18-1-3, 5-0-1 ACC)

H: 12-1 | A: 4-0-2 | N: 2-0-1
ACC CHAMPIONS

Sept. 2	(6) Illinois State	H15	W, 2-0
Sept. 4	(6) William & Mary	H15	W, 1-0
Sept. 9	(6) UCLA (18)	N21	W, 3-0
Sept. 10	(6) UNLV	A21	T, 2-2 (ot)
Sept. 14	(2) VCU	H	W, 2-0
Sept. 18	(2) Maryland	H	W, 2-1
Sept. 21	(2) Radford	H	W, 3-0
Sept. 25	(2) Wake Forest (14)	A	T, 0-0 (ot)
Sept. 28	(2) James Madison	H	W, 2-0
Oct. 2	(2) North Carolina	A	W, 2-0
Oct. 5	(1) Richmond	H	W, 4-0
Oct. 9	(1) N.C. State (4)	H	W, 2-0
Oct. 12	(1) Towson State	H	W, 3-0
Oct. 15	(1) George Mason (12)	A	W, 3-0
Oct. 19	(1) UMBC	H	W, 3-2 (ot)
Oct. 22	(1) Duke (6)	H	W, 1-0
Oct. 25	(1) Liberty	A	W, 1-0 (ot)
Oct. 30	(1) Clemson (19)	A	W, 1-0
Nov. 4	(1) N.C. State (14) #	N22	T, 0-0 (ot)
Nov. 6	(1) North Carolina #	N22	W, 2-1
Nov. 20	(1) Fairleigh Dickinson \$	H	W, 1-0
Nov. 27	(1) Howard (6) \$	H	L, 2-3 (ot)





ALL-TIME RESULTS

1989 (21-2-2, 5-0-1 ACC) H: 12-0 | A: 7-2-1 | N: 2-0-1 NCAA CO-CHAMPIONS

Sept. 2	(1) Indiana (2)	A14	W, 1-0
Sept. 3	(1) Notre Dame	N14	W, 3-0
Sept. 5	(1) Longwood	H	W, 3-1
Sept. 8	(1) UNC Charlotte	H15	W, 2-0
Sept. 10	(1) Charleston	H15	W, 6-0
Sept. 13	(1) VCU	A	W, 10-0
Sept. 17	(1) Maryland	A	W, 4-1
Sept. 20	(1) Pennsylvania	H	W, 2-0
Sept. 24	(1) Wake Forest (13)	H	W, 1-0
Sept. 27	(1) James Madison	A	W, 2-1 (ot)
Oct. 1	(1) North Carolina (11)	H	W, 3-0
Oct. 4	(1) Richmond	A	L, 0-1
Oct. 8	(1) N.C. State	A	W, 4-0
Oct. 11	(1) Towson State	H	W, 2-0
Oct. 14	(1) San Francisco	N23	W, 1-0
Oct. 15	(1) Stanford	A23	W, 2-1 (ot)
Oct. 18	(1) George Mason	H	W, 1-0
Oct. 21	(1) Duke (16)	A	T, 2-2 (ot)
Oct. 25	(1) Virginia Tech	H	W, 3-1 (ot)
Oct. 29	(1) Clemson (18)	H	W, 4-2 (ot)
Nov. 3	(1) Duke (14) #	A	L, 0-1
Nov. 19	(2) Phila. Textile (13)\$	H	W, 4-1
Nov. 26	(2) South Carolina (4)\$	H	W, 1-0 (ot)
Dec. 2	(2) Rutgers (7) \$	A	W, 3-0
Dec. 3	(2) Santa Clara (1) \$	N24	T, 1-1 (ot)

1990 (12-6-6, 3-2-1 ACC) H: 7-2-2 | A: 4-2-2 | N: 1-2-2

Aug. 28	(2) Radford	H	W, 3-1
Aug. 31	(2) Army	H15	W, 4-0
Sept. 2	(2) South Carolina (5)	H15	T, 1-1 (ot)
Sept. 7	(3) Saint Louis (16)	N14	T, 1-1 (ot)
Sept. 8	(3) Indiana (18)	A14	L, 1-2
Sept. 12	(7) VCU	H	W, 8-0
Sept. 16	(7) Maryland	H	L, 0-1
Sept. 23	(15) Wake Forest	A	W, 1-0
Sept. 26	(13) James Madison	H	W, 2-0
Sept. 30	(13) North Carolina (7)	A	W, 2-0
Oct. 3	(9) Richmond	H	T, 0-0 (ot)
Oct. 6	(9) N.C. State (3)	H	W, 3-2 (ot)
Oct. 13	(6) Rutgers (11)	A17	W, 1-0
Oct. 14	(6) Princeton	N17	L, 1-2
Oct. 17	(7) George Mason (18)	A	T, 1-1 (ot)
Oct. 21	(7) Duke (17)	H	L, 0-2 (ot)
Oct. 24	(15) Virginia Tech	A	W, 4-0
Oct. 28	(15) Clemson (1)	A	T, 1-1 (ot)
Nov. 1	(14) # North Carolina (11) #	N20	W, 3-0
Nov. 2	(14) Wake Forest # !	N20	T, 0-0 (ot)
Nov. 3	(14) N.C. State (13) #	N20	L, 1-2
Nov. 11	(8) Richmond \$	H	W, 1-0
Nov. 18	(8) North Carolina (13) \$	H	W, 3-1
Nov. 25	(8) N.C. State (2) \$ &	A	L, 1-2 (ot)

1991 (19-1-2, 5-1 ACC) H: 10-1-1 | A: 7-0 | N: 2-0-1 NCAA CHAMPIONS

Sept. 7	(3) Creighton	H15	T, 3-3 (ot)
Sept. 8	(3) Rutgers	H15	W, 2-1 (ot)
Sept. 15	(3) Maryland	A	W, 3-0
Sept. 18	(1) Virginia Tech	H	W, 3-1
Sept. 22	(1) Wake Forest (14)	H	L, 0-2
Sept. 25	(6) James Madison	A	W, 2-0
Sept. 29	(6) North Carolina (4)	H	W, 1-0
Oct. 5	(4) N.C. State (8)	A	W, 4-3
Oct. 9	(4) William & Mary (20)	H	W, 2-1
Oct. 12	(4) American	A	W, 2-0
Oct. 15	(3) Richmond	A	W, 3-2
Oct. 20	(3) Duke (10)	A	W, 5-2 (ot)
Oct. 23	(1) Liberty	H	W, 4-0
Oct. 27	(1) Clemson (18)	H	W, 2-1
Oct. 30	(1) Mount St. Mary's	H	W, 6-0
Nov. 3	(1) George Mason	H	W, 2-1
Nov. 8	(1) North Carolina (13)#	A	W, 1-0
Nov. 10	(1) Wake Forest (8) #	N25	W, 3-1
Nov. 24	(1) Hartford \$	H	W, 2-1 (ot)
Dec. 1	(1) Yale \$	H	W, 2-0
Dec. 6	(1) Saint Louis (3) \$	N26	W, 3-2 (ot)
Dec. 8	(1) Santa Clara (2) \$!	N26	T, 0-0 (ot)

1992 (21-2-1, 5-1 ACC) H: 13-1 | A: 5-1-1 | N: 3-0 NCAA CHAMPIONS

Sept. 5	(1) Penn State	H15	W, 4-0
Sept. 7	(1) Seton Hall (15)	H15	W, 4-1
Sept. 9	(1) UMBC	H	W, 2-0
Sept. 13	(1) Maryland	H	W, 5-1
Sept. 16	(1) Virginia Tech	A	W, 3-0
Sept. 20	(1) Wake Forest (16)	A	W, 3-2 (ot)
Sept. 23	(1) James Madison (8)	H	W, 3-0
Sept. 27	(1) North Carolina	A	W, 6-3
Sept. 30	(1) Richmond	H	W, 4-1
Oct. 4	(1) N.C. State (10)	H	W, 3-2 (ot)
Oct. 7	(1) Towson State	H	W, 3-0
Oct. 11	(1) Clemson (4)	A	W, 3-2 (ot)
Oct. 16	(1) Pennsylvania	H27	W, 3-0
Oct. 18	(1) Princeton	H27	W, 2-0
Oct. 21	(1) William & Mary (16)	A	T, 0-0 (ot)
Oct. 25	(1) Duke (2)	H	L, 1-2
Oct. 28	(2) Liberty	H	W, 3-1
Oct. 31	(2) George Mason	A	L, 0-2
Nov. 6	(4) North Carolina #	A	W, 2-0
Nov. 8	(4) Clemson #	N25	W, 4-2
Nov. 22	(1) Penn State \$	H	W, 4-1
Nov. 29	(1) Dartmouth \$	H	W, 3-0
Dec. 4	(1) Duke (3) \$	N28	W, 3-0
Dec. 6	(1) San Diego (16) \$	N28	W, 2-0

1993 (22-3, 4-2 ACC) H: 14-2 | A: 3-1 | N: 5-0 NCAA CHAMPIONS

Sept. 4	(1) Florida Int'l	H15	W, 3-1 (ot)
Sept. 5	(1) Connecticut	H15	W, 5-1
Sept. 8	(1) American	H	W, 4-1
Sept. 12	(1) Maryland	A	W, 1-0
Sept. 15	(1) Virginia Tech	H	W, 6-1
Sept. 19	(1) Wake Forest (10)	H	W, 1-0
Sept. 22	(1) Georgetown	H	W, 4-1
Sept. 26	(1) North Carolina (19)	H	W, 3-2
Sept. 29	(1) Richmond	A	W, 2-0
Oct. 3	(1) N.C. State	A	W, 3-1
Oct. 6	(1) West Virginia	H	W, 5-0
Oct. 10	(1) Clemson (14)	H	L, 1-2
Oct. 15	(3) Cornell	H27	W, 4-0
Oct. 17	(3) Brown	H27	L, 0-2
Oct. 20	(7) Radford	H	W, 2-0
Oct. 24	(7) Duke (6)	A	L, 0-1
Oct. 30	(8) George Mason	H	W, 3-1
Nov. 4	(7) Wake Forest #	N25	W, 4-0
Nov. 5	(7) Duke (3) #	N25	W, 1-0
Nov. 7	(7) Clemson (6) #	N25	W, 2-1
Nov. 14	(3) William & Mary \$	H	W, 2-1
Nov. 21	(3) Loyola, Md. (16) \$	H	W, 2-1
Nov. 28	(3) Wisconsin (19) \$	H	W, 3-0
Dec. 3	(3) Princeton (17) \$	N28	W, 3-1
Dec. 5	(3) South Carolina (13) \$	N28	W, 2-0

1994 (22-3-1, 4-2 ACC) H: 13-2 | A: 5-1-1 | N: 4-0 NCAA CHAMPIONS

Sept. 3	(1) Boston University	H15	L, 2-3
Sept. 4	(1) St. John's (11)	H15	W, 2-0
Sept. 7	(1) American	A	W, 4-1
Sept. 11	(1) Maryland	H	W, 4-2
Sept. 14	(1) Virginia Tech	A	W, 8-2
Sept. 18	(1) Wake Forest	A	W, 3-2
Sept. 21	(1) George Washington	H	W, 7-0
Sept. 25	(1) North Carolina (7)	A	L, 1-5
Sept. 28	(6) Richmond	H	W, 6-2
Oct. 2	(6) N.C. State (15)	H	W, 2-1
Oct. 5	(6) Liberty	H	W, 6-2
Oct. 9	(6) Clemson	A	W, 6-4
Oct. 14	(5) Dartmouth	H27	W, 2-0
Oct. 16	(5) Princeton	H27	W, 1-0
Oct. 19	(5) VCU	H	W, 6-0
Oct. 23	(5) Duke (20)	H	L, 1-2 (ot)
Oct. 29	(9) Old Dominion	H	W, 4-1
Nov. 5	(6) George Mason	A	W, 4-3
Nov. 10	(4) Wake Forest #	N22	W, 2-0
Nov. 11	(4) Clemson # !	A	T, 2-2 (ot)
Nov. 13	(4) Duke (7) #	N22	W, 1-0
Nov. 20	(4) UNC Greensboro \$	H	W, 3-0
Nov. 27	(4) Maryland \$	H	W, 2-1
Dec. 4	(4) James Madison (10) \$	H	W, 4-1
Dec. 9	(4) Rutgers \$	N28	W, 2-1
Dec. 11	(4) Indiana (1) \$	N28	W, 1-0

1995 (21-1-2, 4-0-2 ACC) H: 15-0 | A: 5-0-2 | N: 1-1 ACC CHAMPIONS

Sept. 3	(1) UNLV	H15	W, 3-0
Sept. 4	(1) Boston College	H15	W, 3-2
Sept. 10	(1) Maryland (5)	A	T, 2-2 (ot)
Sept. 13	(1) Virginia Tech	H	W, 7-1
Sept. 17	(1) Wake Forest	H	W, 4-1
Sept. 20	(1) Liberty	H	W, 2-1
Sept. 24	(1) North Carolina (6)	H	W, 7-1
Sept. 27	(1) Richmond	A	W, 2-1
Oct. 1	(1) N.C. State	A	W, 4-0
Oct. 6	(1) San Francisco	A	W, 4-1
Oct. 8	(1) St. Mary's, Calif.	A	W, 3-2 (ot)
Oct. 11	(1) Navy	H	W, 7-5
Oct. 15	(1) Clemson (4)	H	W, 2-1 (ot)
Oct. 18	(1) UMBC	H	W, 3-0
Oct. 22	(1) Duke (9)	A	T, 3-3 (ot)
Oct. 25	(1) Robert Morris	H	W, 3-0
Oct. 29	(1) American	H	W, 5-1
Nov. 4	(1) George Mason	H	W, 2-1
Nov. 10	(1) Duke (11) #	A	W, 4-1
Nov. 12	(1) Clemson (6) #	N20	W, 1-0
Nov. 19	(1) Rhode Island (10) \$	H	W, 2-1
Nov. 26	(1) Hartwick \$	H	W, 4-0
Dec. 3	(1) Brown (18) \$	H	W, 4-1
Dec. 8	(1) Duke (11) \$	N29	L, 2-3





ALL-TIME RESULTS

1996 (16-3-3, 4-0-2 ACC)

H: 13-2-2 | A: 3-1-1 |

Aug. 31	(1) Old Dominion	H	W, 4-0
Sept. 6	(1) Cal St. Fullerton (17)	H15	T, 2-2 (ot)
Sept. 8	(1) Saint Louis (5)	H15	W, 2-1 (ot)
Sept. 11	(2) VMI	H	W, 7-0
Sept. 15	(2) Maryland	H	T, 1-1 (ot)
Sept. 18	(3) Virginia Tech	A	W, 3-0
Sept. 22	(3) Wake Forest	A	W, 2-0
Sept. 25	(2) Richmond	H	W, 3-0
Sept. 29	(2) North Carolina	A	T, 3-3 (ot)
Oct. 2	(1) Liberty	H	W, 2-1
Oct. 6	(1) N.C. State	H	W, 5-0
Oct. 11	(1) Cornell (19)	H30	W, 5-0
Oct. 13	(1) Princeton	H30	W, 3-0
Oct. 16	(1) Marshall	H	W, 3-1
Oct. 20	(1) Clemson	A	W, 3-2 (ot)
Oct. 26	(1) Duke (9)	H	W, 6-1
Oct. 30	(1) Georgetown	H	W, 6-0
Nov. 2	(1) VCU	H	W, 2-0
Nov. 9	(1) George Mason	A	L, 0-3
Nov. 15	(1) Duke #	H	W, 3-2 (ot)
Nov. 17	(1) Maryland #	H	L, 0-2
Nov. 24	(3) George Mason (15) \$	H	L, 0-1

1997 (19-4-3, 3-1-2 ACC)

H: 12-0-2 | A: 3-3-1 | N: 4-1
ACC CHAMPIONS

Aug. 30	(4) American	A	L, 1-3
Sept. 5	(15) Akron	H15	W, 5-1
Sept. 7	(15) Fla. International (3)	H15	T, 1-1 (ot)
Sept. 10	(11) Central Connecticut	H	W, 4-0
Sept. 13	(11) Maryland (2)	A	T, 0-0 (ot)
Sept. 17	(8) Virginia Tech (14)	H	W, 3-1
Sept. 21	(8) Wake Forest	H	W, 3-1
Sept. 24	(6) VCU (18)	H	W, 2-1
Sept. 28	(6) North Carolina	H	W, 2-1 (ot)
Oct. 1	(4) Liberty	H	W, 5-2
Oct. 5	(4) N.C. State (6)	A	L, 1-2 (ot)
Oct. 8	(11) Georgetown	A	W, 1-0
Oct. 11	(11) Seton Hall	A	W, 3-2
Oct. 19	(6) Clemson (20)	H	T, 1-1 (ot)
Oct. 25	(6) Duke (3)	A	W, 2-0
Oct. 29	(4) Mount St. Mary's	H	W, 3-0
Nov. 1	(4) Old Dominion	A	L, 0-1
Nov. 7	(8) George Mason	H	W, 3-1
Nov. 13	(8) North Carolina #	N31	W, 4-0
Nov. 14	(8) Wake Forest #	N31	W, 2-1
Nov. 16	(8) Maryland (11) #	N31	W, 2-0
Nov. 23	(6) Howard \$	H	W, 3-0
Nov. 30	(6) Georgetown \$	H	W, 5-1
Dec. 6	(6) American (8) \$	H	W, 2-1 (ot)
Dec. 12	(6) Saint Louis (12) \$	N29	W, 3-1
Dec. 14	(6) UCLA (2) \$	N29	L, 0-2

1998 (16-4-3, 4-1-1 ACC)

H: 12-2 | A: 2-1-1 | N: 2-1-2

Sept. 4	(4) San Diego	N32	W, 1-0
Sept. 6	(4) Cal State Fullerton	N32	T, 1-1 (ot)
Sept. 9	(7) Lehigh	H	W, 2-1 (ot)
Sept. 12	(7) Maryland (17)	H	W, 4-1
Sept. 16	(6) Virginia Tech	A	W, 3-0
Sept. 19	(6) Wake Forest	A	T, 2-2 (ot)
Sept. 23	(6) Marshall	H	W, 4-0
Sept. 27	(6) North Carolina	A	W, 2-0
Sept. 30	(6) Buffalo	H	W, 5-1
Oct. 3	(6) N.C. State	H	W, 4-0
Oct. 9	(5) American	H15	L, 1-2
Oct. 11	(5) Adelphi	H15	W, 3-0
Oct. 18	(10) Clemson (4)	A	L, 0-2
Oct. 25	(11) Duke (3)	H	W, 3-2
Oct. 28	(5) Fairleigh Dickinson	H	W, 2-1 (ot)
Oct. 31	(5) VCU (20)	H	W, 3-2
Nov. 3	(4) William & Mary	N33	T, 0-0 (ot)
Nov. 7	(4) Ohio State	H	W, 1-0
Nov. 12	(5) N.C. State #	N34	W, 4-0 (ot)
Nov. 13	(5) Duke (4) #	N34	L, 1-3 (ot)
Nov. 22	(5) Rider \$	H	W, 3-0
Nov. 29	(5) South Carolina (6) \$	H	W, 1-0
Dec. 6	(5) Stanford (9) \$	H	L, 0-3

1999 (14-9-1, 1-4-1 ACC)

H: 9-3-1 | A: 1-3 | N: 4-3

Sept. 3	(6) Seton Hall	N36	W, 4-3 (ot)
Sept. 5	(6) Gonzaga	N36	L, 2-3
Sept. 8	(17) Appalachian State	H	W, 8-1
Sept. 12	(17) Maryland (4)	A	L, 0-1
Sept. 15	(17) Mount St. Mary's	H	W, 3-0
Sept. 19	(17) Wake Forest	H	T, 1-1
Sept. 22	(17) Virginia Tech	H	W, 2-1
Sept. 25	(17) North Carolina (18)	H	W, 2-1
Sept. 29	(13) American	H	W, 2-0
Oct. 3	(13) N.C. State	A	L, 1-2
Oct. 6	William & Mary	H	L, 0-1
Oct. 9	VCU (7)	A	W, 2-0
Oct. 16	(18) Clemson	H	L, 1-2
Oct. 20	Marshall	H	W, 3-0
Oct. 24	Duke (7)	A	L, 0-3
Oct. 29	Cal-State Fullerton	N35	W, 2-1
Oct. 31	UCLA (2)	N35	L, 0-2
Nov. 5	Ohio State	H	W, 1-0
Nov. 11	Maryland (5) #	N34	W, 2-0
Nov. 12	Wake Forest (9) #	N34	W, 2-1
Nov. 14	Duke (2) #	N34	L, 1-2 (ot)
Nov. 21	Princeton \$	H	W, 2-1 (ot)
Nov. 28	Brown (17) \$	H	W, 3-1
Dec. 4	UCLA (4) \$	H	L, 0-2

2000 (17-6-1, 5-1-0 ACC)

H: 10-2-1 | A: 3-0 | N: 4-4

Sept. 1	(3) South Florida	N36	W, 3-2
Sept. 3	(3) Jacksonville	N36	W, 7-1
Sept. 8	(1) South Carolina	N37	L, 1-2
Sept. 10	(1) Indiana	N37	L, 1-2
Sept. 13	(11) Northeastern	H	W, 4-1
Sept. 16	(11) Wake Forest (5)	A	W, 2-0
Sept. 20	(8) VCU	H	W, 1-0 (ot)
Sept. 24	(8) North Carolina (10)	A	W, 3-1
Sept. 27	(7) William & Mary	N33	L, 2-3 (ot)
Oct. 1	(7) N.C. State	H	W, 6-1
Oct. 4	(13) James Madison (17)	H	W, 3-2 (2ot)
Oct. 6	(13) Fairfield	H	T, 2-2 (2ot)
Oct. 15	(15) Clemson (9)	A	W, 3-2
Oct. 18	(10) Elon	H	W, 3-1
Oct. 21	(10) Duke	H	L, 2-3
Oct. 25	(12) American	H	W, 4-1
Oct. 29	(12) Providence	H	W, 2-0
Nov. 3	(10) Maryland	H	W, 2-0
Nov. 9	(9) N.C. State #	N34	W, 1-0
Nov. 10	(9) Duke (6) #	N34	W, 3-0
Nov. 12	(9) North Carolina (2) #	N34	L, 0-1 (ot)
Nov. 19	(6) Lehigh \$	H	W, 5-0
Nov. 26	(6) St. John's (16) \$	H	W, 2-1
Dec. 2	(6) Creighton (7) \$	H	L, 0-3

2001 (17-2-1, 6-0-0 ACC)

H: 9-1 | A: 4-0 | N: 4-1-1

Aug. 31	(3) Liberty	N36	W, 2-1
Sept. 2	(3) UCLA (7)	N36	T, 2-2 (ot)
Sept. 7	(3) American	N37	W, 4-2
Sept. 9	(3) Creighton (11)	N37	W, 3-2
Sept. 17	(2) Wake Forest	H	W, 1-0
Sept. 22	(2) North Carolina (13)	H	W, 2-0
Sept. 26	(2) William & Mary	H	W, 1-0
Sept. 30	(2) N.C. State	A	W, 2-0
Oct. 2	(2) Temple	H	W, 4-0
Oct. 6	(2) VCU	A	W, 1-0
Oct. 13	(2) Clemson (11)	H	W, 2-0
Oct. 17	(2) Mercer	H	W, 2-1
Oct. 20	(2) Duke	A	W, 1-0 (ot)
Oct. 24	(2) East Carolina	H	W, 2-0
Oct. 30	(2) UNC-Greensboro	H	W, 7-1
Nov. 4	(2) Maryland	A	W, 3-0
Nov. 9	(2) James Madison	H	W, 2-1
Nov. 16	(2) Wake Forest (9) #	N22	W, 1-0 (ot)
Nov. 18	(2) Clemson (8) #	N22	L, 0-1
Nov. 25	(2) Seton Hall \$	H	L, 0-1

2002 (15-7-0, 3-3-0 ACC)

H: 10-1 | A: 0-3 | N: 5-3

Aug. 30	(2) Kentucky (25)	N36	W, 3-2
Sept. 1	(2) Rhode Island	N36	W, 2-1
Sept. 6	(1) VCU	N37	W, 4-1
Sept. 8	(1) Penn State	N37	L, 2-4
Sept. 14	(6) Wake Forest (13)	A	L, 1-2
Sept. 21	(9) North Carolina (16)	A	L, 1-2
Sept. 25	(18) William & Mary	N38	L, 0-1
Sept. 28	(18) N.C. State	H	W, 4-0
Oct. 2	Marshall	H	W, 3-0
Oct. 4	Hartwick	H	W, 5-0
Oct. 13	Clemson (4)	A	L, 2-3 (ot)
Oct. 16	Liberty	H	W, 5-2
Oct. 20	Duke (18)	H	W, 3-1
Oct. 23	(21) Old Dominion	H	W, 3-2
Oct. 26	(21) American	H	W, 2-1
Nov. 1	(20) Maryland (5)	H	W, 1-0
Nov. 5	(11) Pittsburgh	H	W, 2-0
Nov. 8	(11) Temple	H	W, 6-0
Nov. 14	(11) Duke #	N39	W, 4-1
Nov. 15	(11) Wake Forest (1) #	N39	W, 1-0
Nov. 17	(11) Maryland (10) #	N39	L, 0-3
Nov. 27	(9) William & Mary \$ &	H	L, 1-1 (ot)

2003 (11-10-2, 3-3-0 ACC)

H: 8-3 | A: 1-4 | N: 2-3-2
ACC CHAMPIONS

Aug. 29	(19) Seton Hall	N36	L, 0-1
Aug. 31	(19) Saint Louis (13)	N36	L, 2-3 (ot)
Sept. 5	American	N37	W, 1-0
Sept. 7	UCLA (1)	N37	L, 0-4
Sept. 13	Wake Forest (3)	H	W, 2-1
Sept. 17	(17) Mount St. Mary's	H	W, 1-0
Sept. 21	(17) North Carolina (4)	H	W, 1-0
Sept. 24	(7) William & Mary	H	L, 2-3 (ot)
Sept. 28	N.C. State	A	L, 0-1
Oct. 4	Alabama A&M	H	W, 4-1
Oct. 11	Clemson	H	W, 3-2
Oct. 15	(25) West Virginia	H	W, 2-1
Oct. 17	(25) Duke	A	L, 1-3
Oct. 24	Liberty	H	W, 2-1
Oct. 28	UNC-Greensboro	A	L, 0-1
Oct. 31	Maryland (3)	A	L, 0-1
Nov. 7	VCU (12)	H	L, 1-2
Nov. 12	Clemson # !	N39	T, 0-0 (ot)
Nov. 14	Wake Forest (3) #	N39	W, 1-0
Nov. 16	Maryland (2) # !	N39	T, 1-1 (ot)
Nov. 21	(22) Seton Hall \$	H	W, 2-0
Nov. 26	(22) Wake Forest (4) \$	A	W, 2-0
Nov. 30	(22) Creighton (7) \$	H	L, 1-3

2004 (18-5-1, 4-3-0 ACC)

H: 10-2-1 | A: 2-2 | N: 6-1
ACC CHAMPIONS

Sept. 3	(11) Marshall	N36	W, 3-0
Sept. 5	(11) Long Island	N36	W, 2-0
Sept. 10	(11) Cincinnati	N40	W, 1-0
Sept. 12	(11) Saint Louis (8)	N40	L, 1-2
Sept. 17	(20) Wake Forest (2)	A	W, 2-1
Sept. 21	(12) Manhattan	H	W, 4-1
Sept. 26	(12) North Carolina	A	L, 1-2
Sept. 29	(22) UMBC	H	W, 3-1
Oct. 2	(22) N.C. State	H	W, 2-1
Oct. 6	(17) Liberty	H	W, 3-0
Oct. 9	(17) Davidson	H	W, 4-1
Oct. 12	(15) Saint Francis (N.Y.)	H	W, 3-1
Oct. 17	(15) Clemson	A	W, 2-0
Oct. 20	(8) Longwood	H	W, 1-0 (ot)
Oct. 23	(8) Duke (13)	H	W, 3-2 (ot)
Oct. 27	(7) Old Dominion (24)	H	W, 4-1
Oct. 30	(7) Virginia Tech	A	L, 1-2
Nov. 5	(9) Maryland (12)	H	L, 1-2
Nov. 10	(11) Duke (14) #	N39	W, 3-1
Nov. 12	(11) Wake Forest (8) #	N39	W, 2-1
Nov. 14	(11) Maryland (5) #	N39	W, 2-1
Nov. 24	(4) American \$	H	W, 2-1
Nov. 27	(4) New Mexico (1) \$!	H	T, 1-1 (ot)
Dec. 4	(4) Duke (17) \$	H	L, 0-3





ALL-TIME RESULTS

2005 (12-5-3, 6-2-0 ACC)

H: 8-1-2 | A: 3-3-1 | N: 1-1

Sept. 2	(11) UC Riverside	N41	W, 2-0
Sept. 4	(11) UC Santa Barbara(9)	A	T, 0-0(ot)
Sept. 10	(11) Charlotte	H	W, 2-0
Sept. 14	(11) Longwood	H	W, 4-0
Sept. 17	(20) NC State	H	W, 2-0
Sept. 21	(12) Old Dominion(18)	A	L, 0-3
Sept. 24	(12) Boston College	A	W, 4-3
Sept. 28	(22) Mount St. Mary's	H	W, 4-0
Oct. 1	(22) North Carolina (2)	H	W, 2-0
Oct. 5	(17) Monmouth	H	T, 2-2 (ot)
Oct. 7	(17) Clemson	A	W, 1-0 (2ot)
Oct. 12	(15) Saint Francis (NY)	H	W, 2-1
Oct. 16	(15) Duke(10)	H	W, 1-0
Oct. 19	(8) Maryland (8)	A	L, 0-3
Oct. 22	(8) Liberty	H	W, 2-0
Oct. 29	(7) Virginia Tech(12)	H	L, 1-2(ot)
Nov. 4	(9) Wake Forest	A	W, 2-1(ot)
Nov. 9	(11) Clemson #	N39	L, 1-4
Nov. 22	(11) South Florida \$	IH	T, 4-4 (ot)
Nov. 27	(11) North Carolina (2) \$	A	L, 1-2

2006 (17-4-1, 5-3-0 ACC)

H: 14-1 | A: 2-2 | N: 1-1-1

Aug. 25	(3) Davidson	H36	W, 2-0
Aug. 27	(3) UC Santa Barbara (21)	H36	W, 1-0
Sept. 2	(3) George Mason	H	W, 2-0
Sept. 4	(3) UCLA (10)	H	W, 1-0
Sept. 9	(3) NC State	A	W, 2-1
Sept. 12	(2) St. Francis (Pa.)	H	W, 2-1 (ot)
Sept. 15	(2) Boston College	H	W, 3-2 (ot)
Sept. 19	(2) West Virginia (8)	H	W, 2-1 (ot)
Sept. 22	(1) North Carolina (8)	A	L, 1-2
Sept. 27	(5) American	H	W, 2-1 (2ot)
Sept. 30	(5) Clemson (2)	H	W, 1-0
Oct. 3	(3) Liberty	H	W, 1-0
Oct. 6	(3) Duke (6)	A	L, 1-2
Oct. 11	(4) Maryland (2)	H	W, 3-0
Oct. 20	(2) Virginia Tech (19)	A	W, 3-1
Oct. 27	(2) Wake Forest (3)	H	L, 1-2
Nov. 1	(3) Clemson (6) #	N42	W, 2-0
Nov. 3	(3) Wake Forest (2) #&	N42	T, 1-1 (3ot)
Nov. 15	(3) Bucknell \$	H	W, 4-0
Nov. 18	(3) California (11) \$	H	W, 2-1
Nov. 24	(3) Notre Dame (12) \$	H	W, 3-2
Dec. 2	(3) UCLA (22) \$	N43	L, 0-4

2007 (12-8-2, 1-5-2 ACC)

H: 10-2-1 | A: 0-5-1 | N: 2-1

Aug. 31	(5) Columbia	H	W, 5-0
Sept. 2	(5) Richmond	H	W, 2-0
Sept. 7	(3) SMU (9)	A19	L, 1-5
Sept. 9	(3) Tulsa	N19	W, 2-0
Sept. 16	(6) St. John's	H	W, 1-0 (ot)
Sept. 19	(3) Campbell	H	W, 2-1
Sept. 22	(3) NC State	A	T, 2-2 (2ot)
Sept. 25	(4) Mount St. Mary's	H	W, 3-0
Sept. 28	(4) Virginia Tech (16)	H	T, 1-1 (2ot)
Oct. 6	(4) North Carolina	H	W, 2-1
Oct. 12	(4) Clemson	A	L, 1-2
Oct. 16	(7) Florida Atlantic	H	W, 4-2
Oct. 20	(7) Boston College (9)	H	L, 1-2
Oct. 23	(10) Liberty	H	W, 3-0
Oct. 26	(13) Duke (23)	H	L, 1-2
Oct. 30	(14) Mercer	H	W, 4-0
Nov. 3	(14) Maryland (25)	A	L, 1-4
Nov. 9	(21) Wake Forest (2)	A	L, 1-3
Nov. 13	(25) NC State#	N39	W, 4-1
Nov. 14	(25) Boston College (6) #	N39	L, 0-1
Nov. 23	(25) St. Peter's \$	H	W, 3-1
Nov. 28	(25) West Virginia (18) \$	A	L, 0-1

2008 (11-9-1, 4-4-0 ACC)

H: 11-9-1 | A: 3-3 | N: 2-1

Aug. 29	(18) St. John's	H	L, 0-1
Aug. 31	(18) SMU (14)	H	L, 1-3
Sept. 5	George Mason	A	W, 3-2 (2ot)
Sept. 7	Hofstra	H	W, 4-2
Sept. 13	VCU	A	L, 1-3
Sept. 19	NC State	H	W, 5-0
Sept. 23	CCSU	H	W, 4-0
Sept. 26	Virginia Tech	A	W, 2-1
Oct. 3	North Carolina (12)	A	W, 1-0
Oct. 7	(18) Liberty	H	W, 3-0
Oct. 10	(18) Clemson	H	W, 1-0
Oct. 17	(14) Boston College	A	L, 0-1
Oct. 21	(19) Longwood	H	T, 2-2 (2ot)
Oct. 25	(19) Duke	A	L, 0-1 (ot)
Oct. 28	American	H	W, 4-2
Oct. 31	Maryland (4)	H	L, 1-2
Nov. 7	Wake Forest (1)	H	L, 0-2
Nov. 12	Duke (23)#	N39	W, 4-2
Nov. 14	Wake Forest (1)#	N39	W, 3-2
Nov. 16	Maryland (4)#	N39	L, 0-1
Nov. 25	(19) Connecticut (22)\$	H	L, 0-2

2009 (19-3-3, 4-3-1 ACC)

H: 12-2-1 | A: 3-1-1 | N: 4-0-1

NCAA CHAMPIONS ACC CHAMPIONS

Sept. 4	(22) Portland	A	W, 3-0
Sept. 6	(22) Washington	N44	W, 2-1 (ot)
Sept. 11	(16) Duke (19)	H	L, 0-1 (2ot)
Sept. 15	(20) Mount St. Mary's	H	W, 1-0
Sept. 18	(20) Wake Forest (2)	A	W, 1-0
Sept. 22	(11) George Washington	H	W, 2-1 (ot)
Sept. 26	(11) Clemson	H	L, 0-1
Sept. 29	(12) VCU	H	W, 1-0 (2ot)
Oct. 2	(12) North Carolina (5)	A	L, 0-1 (2ot)
Oct. 7	(13) Longwood	H	W, 2-0
Oct. 13	(11) Liberty	H	T, 1-1 (2ot)
Oct. 17	(11) Virginia Tech	A	W, 3-1
Oct. 20	(12) Howard	H	W, 2-0
Oct. 25	(12) Boston College	H	W, 2-0
Oct. 31	(10) Maryland (6)	A	T, 0-0 (2ot)
Nov. 3	(7) American	H	W, 3-0
Nov. 7	(7) NC State (18)	H	W, 1-0
Nov. 11	(6) Maryland (5) #	N39	W, 1-0
Nov. 13	(6) Wake Forest (3) # !	N39	T, 0-0 (2ot)
Nov. 15	(6) NC State (20) #	N39	W, 1-0
Nov. 22	(2) Bucknell \$	H	W, 5-0
Nov. 29	(2) Portland	H	W, 1-0
Dec. 4	(2) Maryland (13) \$	H	W, 3-0
Dec. 11	(2) Wake Forest (3) \$	N39	W, 2-1 (ot)
Dec. 13	(2) Akron (1) \$!	N39	W, 0-0 (2ot)

2010 (11-6-3, 2-4-2 ACC)

H: 9-4-1 | A: 1-1-2 | N: 1-1

Sept. 3	(2) UAB	H	W, 2-1
Sept. 5	(2) St. John's (17)	H	W, 5-0
Sept. 11	(2) Duke (7)	A	T, 2-2 (2ot)
Sept. 14	(2) Marist	H	W, 2-0
Sept. 18	(2) Wake Forest (12)	H	L, 0-1
Sept. 21	(5) American	H	W, 2-0
Sept. 25	(5) Clemson	A	W, 1-0
Sept. 28	(3) Longwood	H	W, 2-0
Oct. 1	(3) North Carolina (2)	H	L, 0-1
Oct. 5	(4) Liberty	H	W, 2-1
Oct. 9	(4) Alabama A&M	H	W, 10-0
Oct. 12	(3) James Madison	H	T, 0-0 (2ot)
Oct. 15	(3) Virginia Tech	H	W, 2-1 (ot)
Oct. 22	(3) Boston College (15)	A	T, 1-1 (2ot)
Oct. 29	(5) Maryland (3)	H	L, 0-2
Nov. 2	(10) Campbell	H	W, 4-1
Nov. 6	(10) NC State	A	L, 0-2
Nov. 10	(13) Wake Forest #	N39	W, 1-0
Nov. 12	(13) Maryland (3) #	N39	L, 0-2
Nov. 18	(18) Old Dominion \$	H	L, 0-1

2011 (12-8-1, 4-3-1 ACC)

H: 8-5 | A: 2-1-1 | N: 2-2

Aug. 26	(17) West Virginia (11)	N42	L, 0-1
Aug. 29	Richmond (11)	H	W, 7-1
Sept. 2	Cincinnati (16)	N44	W, 1-0
Sept. 4	Wisconsin (16)	N44	W, 4-2
Sept. 9	(25) Duke (12)	A	W, 1-0
Sept. 13	Liberty (10)	H	L, 0-2
Sept. 16	(19) Charlotte (10)	H	L, 1-2 (ot)
Sept. 20	Radford	H	W, 4-3
Sept. 23	North Carolina (4)	H	L, 0-3
Sept. 30	Clemson	A	W, 2-0
Oct. 7	(2) Maryland (23)	H	W, 2-1
Oct. 11	Navy (18)	H	W, 2-0
Oct. 14	Wake Forest (18)	A	L, 3-4
Oct. 18	Howard (21)	H	W, 2-0
Oct. 21	Virginia Tech (21)	A	T, 0-0
Oct. 25	American (25)	H	W, 2-0
Oct. 29	(13) Boston College (25)	H	L, 1-2
Nov. 3	NC State	H	W, 4-1
Nov. 8	Wake Forest (24) #	H	W, 4-3 (2ot)
Nov. 11	(2) North Carolina (24) #	N39	L, 0-1 (ot)
Nov. 17	(23) Delaware (22) \$	H	L, 0-1 (2ot)

2012 (10-7-4, 3-4-1 ACC)

H: 8-3-1 | A: 2-3-2 | N: 0-1-1

Aug. 24	Georgetown	N42	L, 1-2 (ot)
Aug. 31	California (22)	H	W, 2-1
Sept. 2	UCLA (11)	H	L, 0-1 (ot)
Sept. 7	Duke	H	W, 1-0
Sept. 11	Mount St. Mary's	H	W, 6-1
Sept. 14	Xavier (19)	H	T, 1-1 (2ot)
Sept. 18	Drexel	H	W, 2-0
Sept. 21	North Carolina (8)	A	L, 0-1
Sept. 25	VCU	A	W, 1-0 (2ot)
Sept. 28	Clemson	H	L, 0-2
Oct. 5	Maryland (1)	A	L, 0-1
Oct. 9	High Point (23)	H	W, 2-1
Oct. 12	Wake Forest (15)	H	L, 1-4
Oct. 16	Wright State	H	W, 3-2
Oct. 19	Virginia Tech	H	W, 3-2 (ot)
Oct. 26	Boston College (22)	A	T, 0-0 (2ot)
Nov. 1	NC State	A	W, 2-1 (2ot)
Nov. 6	Wake Forest (13) #	A	T, 2-2 (2ot)
Nov. 9	North Carolina (3) #&	N42	T, 0-0 (2ot)
Nov. 15	Lafayette \$	H	W, 1-0
Nov. 18	New Mexico (9) \$	A	L, 1-3

2013 (13-6-5, 4-3-4 ACC)

H: 10-2-2 | A: 3-2-2 | N: 0-2-1

Aug. 30	(20) Louisville (10)	H	L, 1-2
Sept. 2	(20) St. John's (19)	H	W, 2-0
Sept. 6	(21) Clemson	A	L, 0-2
Sept. 13	Wake Forest (15)	A	L, 2-3
Sept. 17	George Mason (23)	H	W, 3-0
Sept. 20	NC State	H	T, 3-3 (2ot)
Sept. 24	Providence	H	W, 4-0
Sept. 28	Syracuse (24)	A	W, 2-0
Oct. 1	VCU (23)	H	W, 2-1 (2ot)
Oct. 4	Pittsburgh	H	W, 5-0
Oct. 8	(23) Duke	A	T, 0-0 (2ot)
Oct. 11	(23) Maryland (5)	H	T, 3-3 (2ot)
Oct. 18	(19) Virginia Tech	A	T, 1-1 (2ot)
Oct. 26	(23) Notre Dame (2)	A	W, 2-0
Oct. 29	(11) UNC Greensboro	H	W, 2-1 (ot)
Nov. 1	(11) North Carolina (23)	H	L, 0-1
Nov. 8	(12) Boston College	H	W, 1-0 (ot)
Nov. 12	(12) Wake Forest (9) #	A	W, 1-0 (ot)
Nov. 15	(12) Notre Dame (1) #!	N42	T, 3-3 (2ot)
Nov. 17	(12) Maryland (4) #	N42	L, 0-1
Nov. 24	(8) St. John's \$	H	W, 2-0
Dec. 1	(8) Marquette (9) \$	H	W, 3-1
Dec. 6	(8) Connecticut (6) \$	H	W, 2-0
Dec. 13	(8) Maryland (4) \$	N45	L, 1-2





ALL-TIME RESULTS

2014 (14-6-3, 3-3-2 ACC) H: 8-2-1 | A: 3-4-2 | N: 3-0 NCAA CHAMPIONS

Aug. 29	(3) Old Dominion(20)	H	W, 1-0 (ot)
Sept. 5	(3) Tulsa	A	L, 0-1 (2ot)
Sept. 7	(3) UAB (18)	N	W, 2-1
Sept. 12	(15) Virginia Tech	H	W, 1-0
Sept. 15	(15) VCU	H	W, 1-0
Sept. 21	(7) Notre Dame (5)	H	T, 1-1 (2ot)
Sept. 24	(7) Davidson	H	L, 1-2
Sept. 27	(2) Syracuse (18)	A	L, 0-1
Sept. 30	(19) James Madison	H	W, 2-1 (ot)
Oct. 4	(19) Pittsburgh	A	W, 3-0
Oct. 7	(14) George Mason	A	W, 1-0
Oct. 11	(14) Duke	H	W, 1-0
Oct. 17	(10) Clemson	A	L, 1-2
Oct. 21	(22) Radford	H	W, 3-0
Oct. 24	(22) Wake Forest	H	L, 1-2
Nov. 1	(21) North Carolina (3)	A	T, 1-1 (2ot)
Nov. 5	Virginia Tech #	H	W, 1-0
Nov. 9	Notre Dame (4) #	A	L, 0-3
Nov. 23	(16) UNCW \$	H	W, 3-1
Nov. 30	(16) Notre Dame (1) \$	A	W, 1-0
Dec. 6	(16) Georgetown (8) \$	A	T, 1-1 (2ot)
Dec. 12	(16) UMBC \$	N39	W, 1-0
Dec. 14	(16) UCLA (2) \$	N39	W, 00 (2ot)

*** Tie in National Championship game goes down as a win per NCAA Rule***

2015 (10-5-3, 4-2-2 ACC) H: 8-1-2 | A: 2-4-1 | N: 0-0

Aug. 29	(2) Charlotte (17)	H	W, 1-0
Sept. 4	(2) Tulsa	H	T, 1-1 (2ot)
Sept. 8	(5) George Mason	H	W, 2-1
Sept. 11	(5) Duke	A	T, 2-2 (2ot)
Sept. 15	(6) James Madison	H	W, 2-0
Sept. 18	(6) NC State (20)	H	W, 1-0
Sept. 21	(4) VCU	A	W, 1-0
Sept. 25	(4) Notre Dame (14)	A	L, 1-3
Oct. 2	(11) Louisville	H	W, 3-2
Oct. 5	(10) Portland	H	W, 3-2
Oct. 9	(10) Boston College	A	L, 1-2
Oct. 13	(12) American	H	L, 0-1
Oct. 16	(12) Pitt	H	W, 3-1
Oct. 23	(16) Virginia Tech	A	W, 1-0
Oct. 30	(13) North Carolina (5)	H	T, 0-0 (2ot)
Nov. 8	(13) Notre Dame (9) #	A	L, 0-1
Nov. 19	Rider \$	H	W, 2-0
Nov. 22	Maryland (10) \$	A	L, 0-1

2016 (11-4-5, 3-2-3 ACC) H: 9-0-4 | A: 2-4-1 | N: 0-0

Aug. 26	(17) Coastal Carolina (21)	H	W, 2-1
Sept. 2	(12) Xavier	H	T, 1-1 (2ot)
Sept. 5	(12) James Madison	A	W, 3-1
Sept. 10	(13) Wake Forest (16)	A	L, 0-1 (ot)
Sept. 14	(17) VCU	H	W, 3-0
Sept. 17	(17) Clemson (6)	H	T, 3-3 (2ot)
Sept. 24	(16) Louisville (13)	A	L, 1-6
Sept. 27	Cornell	H	W, 3-0
Sept. 30	Virginia Tech (18)	H	T, 0-0 (2ot)
Oct. 4	Hofstra	H	W, 1-0
Oct. 7	North Carolina (4)	A	W, 2-1
Oct. 11	(21) Radford	H	T, 1-1 (2ot)
Oct. 14	(21) Notre Dame (2)	H	W, 1-0
Oct. 18	(16) William & Mary	H	W, 3-0
Oct. 21	(16) Pitt	A	T, 0-0 (2ot)
Oct. 28	(17) Duke	H	W, 1-0
Nov. 2	(17) NC State #	H	W, 1-0
Nov. 6	(17) Louisville (10) #	A	L, 0-1
Nov. 20	(12) Vermont \$	H	W, 2-1 (2ot)
Nov. 27	(12) Stanford (5) \$	A	L, 0-1 (2ot)

2017 (12-4-5, 3-2-3 ACC) H: 11-3-1 | A: 1-1-3 | N: 0-0-1

Aug. 25	(13) Villanova	H	W, 3-2 (2ot)
Aug. 31	(12) Hofstra	H	W, 4-0
Sept. 4	(12) UNCW	H	W, 2-1 (ot)
Sept. 8	(11) Syracuse (7)	H	T, 2-2 (2ot)
Sept. 12	(11) Marquette	H	W, 2-0
Sept. 15	(12) Virginia Tech	A	W, 2-1
Sept. 22	(9) North Carolina (7)	H	L, 1-2 (ot)
Sept. 25	(9) Davidson	H	W, 2-1
Sept. 29	(10) Notre Dame (7)	A	T, 1-1 (2ot)
Oct. 2	(10) Portland	H	W, 2-1
Oct. 6	(11) Boston College	H	W, 1-0
Oct. 10	(10) Lehigh	H	W, 4-2
Oct. 13	(10) NC State	A	T, 0-0 (2ot)
Oct. 17	(10) Radford	H	L, 0-1
Oct. 20	(10) Pittsburgh	H	W, 2-1 (2ot)
Oct. 27	(13) Duke (18)	A	L, 0-1
Nov. 1	(16) Boston College #	H	W, 4-0
Nov. 5	(16) Louisville (6) # !	A	T, 0-0 (2ot)
Nov. 8	(17) Notre Dame (13) #	H	W, 2-1
Nov. 12	(17) Wake Forest (1) # &	N46	T, 0-0 (2ot)
Nov. 19	(8) Fordham \$	H	L, 0-1

2018 (10-4-3, 3-2-2 ACC) H: 7-3-2 | A: 3-1-0 | N: 0-0-1

Aug. 24	(15) New Hampshire (19)	H	W, 1-0
Sept. 3	(7) Maryland	N47	T, 0-0 (2ot)
Sept. 7	(10) Virginia Tech (21)	H	T, 1-1 (2ot)
Sept. 11	(19) Marshall	H	W, 1-0
Sept. 18	(22) FIU	H	W, 2-0
Sept. 21	(22) Syracuse	A	W, 2-0
Sept. 26	(11) Pittsburgh	A	W, 2-0
Oct. 2	(10) Wright State (22)	H	W, 2-1
Oct. 5	(10) Duke (23)	H	L, 0-2
Oct. 8	(10) Denver (5)	H	W, 3-0
Oct. 12	(14) Clemson	A	W, 4-1
Oct. 16	(6) Radford	H	W, 2-1
Oct. 20	(6) Wake Forest (1)	H	L, 2-3
Oct. 23	(6) Notre Dame (23)	H	T, 0-0 (2ot)
Oct. 31	(7) Pittsburgh #	H	L, 0-2
Nov. 18	(11) Furman \$	H	W, 2-0
Nov. 25	(10) Notre Dame (7) \$	A	L, 0-1

2019 (21-2-1, 6-1-1 ACC) H: 15-1 | A: 3-0-1 | N: 3-1-0 ACC CHAMPIONS

Aug. 30	(12) Pacific	H	W, 2-0
Sept. 2	(12) Maryland (1)	N47	W, 2-0
Sept. 7	(7) High Point	H	W, 1-0
Sept. 13	(6) at Duke (2)	A	W, 3-1
Sept. 17	(5) Radford	H	W, 1-0
Sept. 20	(5) NC State	H	W, 2-0
Sept. 23	(5) Western Michigan	H	W, 1-0 (ot)
Sept. 28	(3) at Notre Dame (21)	A	W, 1-0
Oct. 1	(1) George Washington	H	W, 3-0
Oct. 4	(1) Louisville (24)	H	W, 2-0
Oct. 11	(1) at Boston College	A	T, 1-1 (2ot)
Oct. 15	(1) James Madison (18)	H	W, 1-0
Oct. 18	(1) Pittsburgh	H	L, 0-2
Oct. 22	(6) Saint Louis	H	W, 3-0
Oct. 25	(6) at Virginia Tech (25)	A	W, 2-0
Nov. 1	(4) North Carolina	H	W, 2-1 (ot)
Nov. 10	(4) Syracuse #	H	W, 2-1
Nov. 13	(2) Wake Forest (7) #	H	W, 1-0
Nov. 17	(2) Clemson (1) #	N39	W, 3-1
Nov. 24	(1) Campbell (24) \$	H	W, 2-0
Nov. 30	(1) St. John's (14) \$	H	W, 3-0
Dec. 6	(1) SMU (5) \$	H	W, 3-2 (ot)
Dec. 13	(1) Wake Forest (9) \$	N39	W, 2-1
Dec. 15	(1) Georgetown (3) \$	N39	L, 3-3

*** Tie in National Championship game goes down as a loss as a result of the penalty kick shootout, per NCAA Rule ***

2020 (7-8-1, 4-7-1 ACC) H: 6-3-0 | A: 1-4-1 | N: 0-1-0

Oct. 9	(5) Louisville	H	W, 3-2 (2ot)
Oct. 14	(5) Virginia Tech	A	T, 1-1 (2ot)
Oct. 18	(5) Pitt	H	L, 2-3 (ot)
Oct. 24	Notre Dame	A	L, 1-2 (2ot)
Oct. 30	Syracuse	H	W, 1-0
Nov. 6	Virginia Tech	H	L, 0-1
Nov. 15	Wake Forest (2) #	A	W, 2-0
Nov. 18	Clemson (2) #	N25	L, 1-2
March 2	George Mason	H	W, 3-0
March 7	Notre Dame	H	W, 1-0
March 13	North Carolina	A	L, 0-2
March 19	(24) Virginia Tech	H	W, 2-0
March 23	Central Arkansas	H	W, 1-0
March 28	Duke	H	L, 1-3
April 2	Louisville	A	L, 1-2
April 8	Pittsburgh (1)	A	L, 0-5

Season split into spring/fall segments due to CoVID19 pandemic

2021 (6-9-3, 2-5-1 ACC) H: 5-3-3 | A: 1-5-0 | N: 0-1-0

Aug. 26	Western Michigan	H	W, 2-1
Sept. 2	High Point	H	W, 2-0
Sept. 6	Maryland (11)	N47	L, 1-2
Sept. 10	Syracuse	H	L, 1-3
Sept. 14	UNC Greensboro	H	T, 0-0 (2OT)
Sept. 17	Virginia Tech (17)	A	L, 1-2 (2OT)
Sept. 25	North Carolina	H	L, 0-2
Sept. 28	VCU	H	W, 3-1
Oct. 1	Notre Dame	A	L, 1-2
Oct. 5	UNCW	H	T, 1-1 (2OT)
Oct. 8	Boston College	H	W, 2-1
Oct. 11	Denver	H	L, 1-2 (OT)
Oct. 15	NC State	A	W, 2-1
Oct. 22	Pitt (10)	H	T, 2-2 (2OT)
Oct. 25	Mary Washington	H	W, 2-0
Oct. 29	Duke (13)	A	L, 2-3 (OT)
Nov. 3	Wake Forest #	A	L, 0-3

2022 (10-4-5, 5-1-2 ACC) H: 7-3-3 | A: 3-0-2 | N: 0-1-0

Aug. 25	Xavier	H	L, 0-1
Aug. 29	Rider	H	W, 4-0
Sept. 1	James Madison	H	W, 3-0
Sept. 5	Maryland (9)	N	L, 1-6
Sept. 9	Virginia Tech	H	W, 4-2
Sept. 13	La Salle	H	W, 5-0
Sept. 16	Notre Dame	H	L, 1-2
Sept. 20	American	H	W, 2-0
Sept. 24	Syracuse (3)	A	W, 1-0
Sept. 30	Pitt (10)	A	W, 3-1
Oct. 4	(21) Denver (10)	H	L, 1-0
Oct. 7	(21) Duke (2)	H	T, 1-1
Oct. 15	Clemson (18)	A	W, 2-1
Oct. 18	(24) Hofstra	H	T, 1-1
Oct. 22	(24) Wake Forest (25)	H	W, 1-0
Oct. 28	(18) North Carolina	A	T, 2-2
Nov. 6	(14) Pitt (24) #	H	W, 1-0
Nov. 9	(11) Syracuse (3) #&	A	T, 2-2
Nov. 20	(11) Marshall (9) \$&	H	T, 1-1





ALL-TIME RESULTS

2023 (11-4-4, 5-2-1 ACC)

H: 10-2-2 | A: 1-2-2 | N: 0-0-0

Aug. 24	(15) Iona	H	W, 1-0
Aug. 27	(15) Loyola Marymount	H	L, 1-3
Aug. 31	George Mason	H	W, 1-0
Sept. 4	Maryland (20)	H	W, 2-1
Sept. 8	Duke (10)	A	L, 0-2
Sept. 12	James Madison (9)	A	T, 1-1
Sept. 16	NC State	H	W, 3-1
Sept. 22	Notre Dame (15)	A	L, 1-3
Sept. 26	ETSU	H	W, 1-0
Sept. 29	Louisville (8)	H	W, 3-0
Oct. 3	Hofstra (16)	H	T, 1-1
Oct. 6	Boston College	A	T, 1-1
Oct. 13	Pitt (11)	H	W, 2-1
Oct. 20	(18) Virginia Tech	A	W, 3-0
Oct. 24	(14) High Point	H	W, 3-1
Oct. 27	(14) North Carolina (10)	H	W, 1-0
Nov. 5	(9) Syracuse (22) #&	H	T, 1-1
Nov. 19	(11) FIU \$	H	W, 2-1 (OT)
Nov. 26	(11) Indiana	H	L, 0-1

Legend

- 1 — at Salem, Va.
- 2 — at Lynchburg Tournament, Lynchburg, Va.
- 3 — at Lynchburg, Va.
- 4 — at Roanoke, Va.
- 5 — at Lexington, Va.
- 6 — at Harrisonburg, Va.
- 7 — at Loyola Tournament, Towson, Md.
- 8 — at UMBC Tournament, Catonsville, Md.
- 9 — at William & Mary Classic, Williamsburg, Va.
- 10 — at Old Dominion Classic, Norfolk, Va.
- 11 — at Akron Tournament, Akron, Ohio
- 12 — at Fairfax, Va.
- 13 — at USF Tournament, San Francisco, Calif.
- 14 — at adidas/Met Life Classic, Bloomington, Ind.
- 15 — Coca-Cola Classic, Charlottesville, Va.
- 16 — at McDonald's Classic, Tampa, Fla.
- 17 — at Met Life Classic, New Brunswick, N.J.
- 18 — at Mayor's Cup XII, Oneonta, N.Y.
- 19 — at SMU Soccer Classic, Dallas, Texas
- 20 — at Durham, N.C.
- 21 — at adidas Ethel M Classic, Las Vegas, Nev.
- 22 — at Clemson, S.C.
- 23 — at Pacific West Classic, Stanford, Calif.
- 24 — at New Brunswick, N.J.
- 25 — at Chapel Hill, N.C.
- 26 — at Tampa, Fla.
- 27 — Lanza/Sheraton Classic, Charlottesville, Va.
- 28 — at Davidson, N.C.
- 29 — at Richmond, Va.
- 30 — adidas Invitational, Charlottesville, Va.
- 31 — at Kissimmee, Fla.
- 32 — at Fila Invitational, Fullerton, Calif.
- 33 — at Virginia Beach, Va.
- 34 — at Winston-Salem, N.C.
- 35 — at Pacific Soccer Classic, Westwood, Calif.
- 36 — Virginia Soccer Classic, Charlottesville, Va.
- 37 — Fila/Maryland Classic, College Park, Md.
- 38 — at Christopher Newport, Newport News, Va.
- 39 — at Cary, N.C. at SAS Soccer Stadium.
- 40 — Saint Louis Nike Classic, Saint Louis, Mo.
- 41 — UCSB Adidas Classic, Santa Barbara, Calif.
- 42 — Germantown, Md.
- 43 — College Cup, St. Louis, Mo.
- 44 — Hilton Garden Hokie Invitational, Blacksburg, Va.
- 45 — College Cup, Chester, Pa.
- 46 — Charleston, S.C.
- 47 — Audi Field, Washington, D.C.
- @ — Virginia State Tournament
- # — Atlantic Coast Conference Tournament
- \$ — NCAA Tournament
- ! — advanced or won because of penalty kicks
- & — did not advance or lost because of penalty kicks

Beginning in 1980, the number in front of the opponent name indicates Virginia's ranking in the Soccer America poll coming into the game.

The number following the opponent name indicates its ranking.





LETTERWINNERS

A

Faris Abdi 2017
 Daniel R. Abramson 1967-68-69
 Robin Afameufna 2016-17-18-19
 Leo Afonso 2020-21-22
 Michael Agesen 1980
 Brad Agoos 1989-90-91-92
 Jeff Agoos 1986-88-89-90
 Chris Agorsor 2008-09
 Julian Aguilar 2020-21
 Pablo Aguilar 2014-15-16-17
 Axel Ahlander 2022
 William H. Albrecht 1941
 Chris Albright 1997-98
 Jordan Allen 2013
 Albert Amsterdam 1941-44
 Julian Anderson 2020-21
 Kenny Arena 1999-00-01-02
 Ernest A. Arend 1951
 Mark T. Aronson 1980
 Robert H. Aronson 1966-67-68
 Mehmet A. Atakan 1965
 Eric Y. Atanda 1979-81-82
 Robert Atanda 1991
 Alfredo Aunon 1977
 Jose I. Aunon 1977
 Matt Ayotte 2004-05-06-07

B

Steve Baer 1982-83-84
 Tom Baker 1993-94-95-96
 John T. Bakhaus 1967-68
 Phillip D. Barksdale 1954-55-56
 Thomas Ball 1947-48-49
 Taylor Barada 1993
 Daniel Barir 2015-16-17-18
 Jeremy Barlow 2004-05-06-07
 Neil Barlow 2006-07-08-09
 Robert H. Barnard 1949-51
 Sheldon Barnes 1998-99-00-01
 Peter Barres 1956-57
 Jon S. Barrett 1953
 Shawn Barry 2008-09
 Brian Bates 1990-91-92-93
 Will Bates 2009-10-11-12
 José Bauza 1976-77-78-79
 Allston P. Bayless 1961
 Geoffrey B. Beardall 1948-49
 Triton Beauvois 2022
 Joe Bell 2017-18-19
 Noel G. Belli 1972-73
 P.J. Benavides 1953-54
 Harry K. Benham 1959-60-61
 Scott D. Benjamin 1973
 Matt Beran 1998, 2001
 Nick Beghold 2020-21
 Ryan Best 2003
 Jan Beyan 1950
 Bernard D. Bialzak 1977
 Neil Bianco 1998, 2000
 Fred H. Billups 1958-59
 Eric Bird 2011-12-13-14
 Robert Blanchard 1951-52-53
 Sam Bloom 1989
 Dr. Frederick Bode 1941
 Olin P. Boone 1946-47
 Kenneth D. Bornstein 1946
 Ryan Borst 1994-95-96
 S. Davis Bowman 1967-68-69-70
 Samuel Bradbury 1962-63-64
 Beau Bradley 2019, 2020
 Craig Brannan 1990-91-92
 N.E. Brassert 1953-54-55
 Harry A. Braswell 1974
 Mark E. Brcic 1980-81-82-83
 John Bretherton 1947-48-49-50
 Malcolm Brickhouse 2021
 David L. Brillhart 1979-80-81-82
 Calle Brown 2013-14
 Holden Brown 2021-22
 Matt Brown 2011-12-13-14

U.T. Brown, Jr. 1955-57
 Douglas S. Bruce 1946-47-48-49
 Stephen K. Brunett 1980-81
 Francis L. Buck 1964
 Maunder Burant 1950
 Ryan Burke 2003-04-05-06
 Benjamin Bush 1973-74-75-76
 Curtis Bush 1998-99-00-01
 Warner L. Butler 1959
 Jeff Bynum 1987-88-89
 Isaiah Byrd 2020-21-22

C

Rafael Caipo 2020-21
 Jeff Caldwell 2014-15-16-17
 Jorge F. Camacho 1976
 Harry W. Campbell 1960-61-62
 Thomas H. Campbell 1966
 W.A. Campbell 1957-58
 A.M. Caputo 1961-62
 Brian L. Carney 1976-77-78
 Zach Carroll 2012-13
 Hill Carter 1964-66
 Robert Caskey 1950-51-52
 Jeff Causey 1990-91-92-93
 James Chamberlin 1954
 Robert Chamberlin 1956-57
 Michael Chamowitz 1966
 Scott Champ 1989-90-91
 Duncan D. Chaplin 1949
 Cameron Chavira 2010-11-12
 Matt Chulis 1995-96-97-98
 Joseph W. Chorlton 1946-47-48
 William Citron 2020-21-22
 David Cockley 1963-64-65
 William A. Cohen 1966
 Sheldon L. Cohn 1974-75-76
 Nico Colaluca 2004-05-06
 Jonathan Cole 1999-00-01-02
 David Comfort 1999-00-01-02
 Jay D. Connor 1968-69-70-71
 Shane Cooke 2010-11-12
 Paul D. Corbin 1972-73-74
 Nicko Corriveau 2013-14-15-16
 Dalton Couig 1947-48-49
 David Cox 1992-93
 Philip D. Crane 1968-69-70-71
 Ben Crowley 1989-90-91-92
 Adam Cristman 2003-04-05-06
 Nathaniel Crofts 2017-18-19-20
 Blake Cronin 1991
 Samuel Crosby 1969-70-71-72
 Steve Crosby 1973
 William Cross 1952
 Charles T. Cudlip 1962
 Julian Cummings 2015-16-17
 Geoffrey Curme 1970-71-72
 T.J. Cyrus 2007-08-09-10

D

David Damiani 1988-89
 C. Peyton Daniel 1947-48-49
 Marcel DaSilvia 2018
 William A. Davidson 1964-65-66
 Doug Davies 1984-85-86
 Bruce B. Davis 1973
 Robert Davis 1948
 Thomas K. Dawes 1970
 Barry P. Day 1981-82
 William C. DeBrun 1966
 Jay Del Carmen 1984-85-86-87
 Kenneth Denbroeder 1963-64-65
 George Denison 1941-42
 Gael deTigny 1962
 Max Diamond 2018
 David M. Dickey 1978-79-80-81
 Roger Dierman 1956
 Daryl Dike 2018-19
 Nino DiMaggio 2005-06-07-08
 Ari Dimas 2009-10-11

Kirk Dinnall 2001-02-03-04
 Malcolm Dixon 2015
 Irakoze Donasiyano 2017-18-19-20
 Marcus Douglas 2010-11-12
 Daniel J. Doyle 1981-82-84
 George N. Dreybus 1978-79
 Steven L. Driever 1966
 Lee P. Dudley 1953-54
 Josh Dunn 1995
 Andra P. DuPont 1970-71-73-74
 Kent Durivage 1968

E

Roderigo Escobar 1974
 Keith N. Eshleman 1976-77
 Alecko Eskandarian 2000-01-02
 Derrick Etienne 2015
 Jordan Evans 2008-09
 Louis Evans 2020

F

Victor Falck 2016
 Drew Fallon 1986-88-89
 Bruce C. Farrell 1960-61-62
 Luke Fatton 2014
 Sean Feary 1993-94-95-96
 Chris Fehrle 2001
 Mike Feller 1998-99-2000
 Dudley P. Felt 1958-59-60
 Sean Feeney 2001-02
 John C. Ferguson 1958-59
 John Fernald 1951
 Prosper Figbe 2017-18
 Fred Fischel 1951
 Brian D. Fisher 1961-62
 Mike Fisher 1993-94-95-96
 Jeffrey P. Fishwick 1965
 David Fitzmaurice 1993-94-95
 Scott Ford 1992
 Mike Forensich 1998
 William R. Forrester 1963-64
 Patrick Foss 2013-14-15-16
 Hayes Fountain 2016-17
 Sam Franklin 1994-95-97-98
 Nate Friends 1992-93-94
 Hunter Freeman 2002-03-04
 Edward L. Funk 1962

G

Jeff Gaffney 1982-83-84-85
 Jeff Gal 2013
 Jay Gardiner 1965
 Albin Gashi 2022
 Alfredo P. Gaudry 1978-79-81
 John R. Gaughen 1969-70-71-72
 James W. Geissal 1951
 Butch Gelnovatch 1986-87
 George Gelnovatch 1983-84-85-86
 Truman Gelnovatch 2022
 Frank George 1964-65
 Oliver Gerbig 2020-21
 William Gerstmyer 1976-77-78
 Michael Giallombardo 2006-07-08
 Ryan Gibbs 1999-00-01-02
 Joan Gibert Fuertes 2020
 Colin Givens 2007
 James O. Glaser 1969-70
 Carlos Godoy 2021
 James S. Golden 1941
 Michael Green 1996-97-98

William Greenhalgh 1946-48-49
 Carter T. Gunn 1968
 Axel Gunnarsson 2019-20

H

Will Hall 2003-04-05-07
 Charles G. Hollowell 1976
 Bret Halsey 2018-19-20
 Robert C. Hammett 1966
 Cabrel Happi Kamseu 2018-19-20-21
 Will Hare 2014
 John Harkes 1985-86-87
 Victor Harper 1960
 David Harrison 1964
 Drew Harrison 2003-04-05-06
 John Hartman 2001-02-03-04
 Kenneth Harvey 1964-65
 Aaron Hass 2002
 Sam Hayward 2014-15
 William Hazelgrove 1954-55-56
 Ian N. Hemming 1947-48
 John G. Hendrickson 1949
 R. Page Henley 1955-56-57
 Tom Henske 1991-92-93
 Randolph L. Herring 1965
 Zane Hill 2001-02-03-04
 Sean Hiller 2009-10-11
 Colson H. Hillier 1953-54-55
 Sean Hinkle 2003-04-06
 Todd Elliott Hitt 1983-84-85-86
 Jay Alan Hobbs 1965-66
 Harry Hobson 1956-57
 William Hochstetler 1976-77-78
 Scott Hodge 1996
 John H. Hodges 1968
 William Hodill 1941-42
 William D. Hodson 1979-80
 Thomas Hofheimer 1954-55
 Ian Holder 2003-04-05-06
 Douglas Holladay 1966
 J.T. Holland 1952
 Robert K. Hopkins 1953
 Daniel Horton 1982-83-84-85
 Philip Horton 2019-20-21-22
 Matthew Hunter 2021-22
 Thomas O. Hunter 1952-53-54
 Robert L. Hurley 1948
 P. Hutchinson 1951-52-53
 Mike Huwiler 1990-91

I

Kaya Ignacio 2020-21
 Justin Ingram 2017-18
 Erik Imler 1989-90-91-92
 Jamie T. Irvine 1960-61
 Timothy R. Ives 1948-49
 Edward L. Ivy 1949

J

Aaron James 2018-19
 Brian James 2012-13
 Mark H. Jander 1953
 Mike Jaroni 1987-89
 Henry E. Jenkins 1946
 Liam Jenkins 2017
 Tom Jenkins 1987
 Howard B. Johnson 1949-50
 Paul Johnson 2002-03-04
 Allan G. Johnston 1966
 C. Jones 1952-53
 Connor Jones 2018





LETTERWINNERS

Page Jones 1982
 Charles W. Joseph 1955-56-57
 George A. Julius 1946-47
 Hunter Jumper 2008-09-10-11

K

Robert W. Kaiser 1958-59
 Moritz Kappelsberger 2022
 Aboubacar Keita 2018
 Kris Kelderman 1987-88-89-90
 E. Polk Kellam 1962-63-64
 Thomas Kelley 2002
 Ryan Kelly 2000-01-02
 Steve Kennelly 1969-70-71
 Randall A. Kerr 1973-74-75-76
 Henry Kessler 2017-18-19
 Russell D. Ketcham 1966-67-68
 Jeffrey Kersch 1968
 Erick Kilosho 2021-22
 Jason Kim 2007
 Stephen C. Kleinman 1965-66-67
 Walter Klingman 1957-59-60
 Edwin L. Knetzger 1970-71-72
 John (Jack) Koester 1970
 Jean-Christophe Koffi 2015-16-17
 Andrew Kress 1986
 James M. Krieger 1973-74-75-76
 Gordon M. Krusen 1950-51-52
 Tim Kunihiro 1989-90-91-92
 Frederick W. Kunkle 1966
 Bay Kurtz 2016
 Brad Kurtz 2018
 James K. Kuser 1950-51-52

L

Ross LaBauex 2006-07-08-09
 Luis R. Lacau 1949
 Spencer LaCivita 2011-12
 Chris Lake 1993
 Floyd Lankford 1958-59-60
 Bill Lanza 1996
 J. Henry Latham 1941-42
 Matt Laughlin 1997
 Jacob LeBlanc 2000-01-02
 Charles V. Lecraw 1973-74-75
 Anthony W. Lederer 1951-52
 Robert Legnini 1968-69
 James E. Lehan 1949
 Keith Lenert 1982-83-84-85
 Riggs Lennon 2013-14-15
 Marshall Leonard 1998-99-00-01
 Matt Leonard 1995-96-97
 John C. Levy 1955
 Felipe Liberos 2010-11
 Bryan Lima 2010-12-13-14
 Mike Littlefield 2003-04
 Pepe Lliontop 1979-80
 Jay Lodge 1985-87-88-89
 Phillip Long 2002
 Dan Louisignau 2007-08
 James T. Lowdon 1946-47
 Terrell Lowe 2016
 Kermit Lowrey 1954
 Douglas S. Luke 1963
 Geoff Lundy 1972-73
 William F. Lyle 1947

M

Peter B. MacKeith 1977-78-79-80
 Robert MacKenzie 1947-48
 Barclay Macon 1967
 Darius Madison 2012-13-14
 John Maessner 1987-88-89-90
 David Mancuso 1987
 Daniel Mangarov 2022
 Leon Maric 2016-17
 Edwin H. Marks 1969-70-71
 John D. Marsellus 1957-58-59
 Robert P. Martin 1953

Kyle Martino 1999-00-01
 Edward Matthews 1946
 Neil F. Maune 1951
 Thomas F. Maxwell 1963-64
 Brett Mayer-Aschhoff 2001-02
 Kevin McBride 2010-11-12-13
 John T. McCann 1981-82-83-84
 Richard McConnell 1949
 Kyle McCord 2011-12-13-14
 T.W. McGinley 1952-53
 Fred J. McGlynn 1968-69-70-71
 Sean McGlynn 1985-86-87-88
 John B. McKinney 1951
 P.F. McNamee 1975-76-77-78
 C. Wilson McNeely 1961
 Thomas McSpirtt 1984-85
 Mike McQuatters 1998
 Martin J. Meaney 1971-72-73-74
 Samuel Meeks 1941
 Chris Megaloudis 2001
 John P. Mehrtens 1968-69
 Lucas Mendes 2016
 Tony Meola 1988-89
 David Meriwether 1963-64-65
 Robert Mettler 1960
 Keith D. Meyer 1981-82-83-84
 Leigh B. Middleditch 1948-49-50
 Brian R. Miller 1975
 Carl Miller 1946
 Reese Miller 2022
 William Miller 1942
 Matt Mills 2011-13-14
 Robert Milward 1958
 Raleigh C. Minor 1957
 Matt Miscione 2010-12
 Matt Mitchell 2006-07-08
 Chris Moke 2013
 Jesper Moksnes 2021
 Greg Monaco 2008-09-10-11
 Channing Moore 1961-62-63
 Jason Moore 1997-98
 Nathaniel H. Morison 1955-56-57
 M. Moutinho 1952
 Pat Mugler 1987-88
 C. Roy Mundee 1950-51-52
 Sean Murnane 2009-10-12
 Dane Murphy 2004-05-06-07

N

Ken Najder 1981
 Chase Neinken 2007-08-09
 Richard A. Nelson 1965
 Robert E. Nevett 1950-51
 David Newman 2007-08
 Ank Nibogora 2021
 Tain Nix 1992-93-94
 Jerren Nixon Jr. 2016-17-19
 Philip Norris 1946
 Bernard Norton 1946
 Sergi Nus 2016-17
 Kennedy Nwabia 2017-18

O

Paul L. O'Brien 1950-51-52
 Aidan O'Connor 2022
 Drew O'Donnell 1996-97-98-99
 Nate Odusote 2014-15-16-17
 Kevin Ogudugu 2020-21
 Gifford Okatah-Boi 2004-05
 David Okorie 2022
 Simeon Okoro 2015-16-17-18
 Ben Olsen 1995-96-97
 Matt Oliver 2001-02-03-04
 Curt Onalfo 1987-88-89-90
 Edward Opoku 2015-16-17
 Nils Orywol 2021-22
 Matt Owen 2009
 Brian Ownby 2008-09-10-11

P

Kim Partenheimer 1973-74
 Kenneth Patton 1961
 Spencer Patton 2018-19-20
 Peter Pearson 2014-15-16
 Clint Peay 1991-92-93-94
 Umberto Pelà 2022
 Bill Peters 1965-66
 Mark Peters 1994-95
 Ryan Peterson 2017
 David Y. Peyton 1970-71-72-73
 Scott B. Peyton 1971-72
 Scott Platenberg 1986-87
 E. Bronson Platt 1968
 Jordan Poarch 2012
 Brandon Pollard 1992-93-94-95
 Peter B. Polonsky 1978-79-80-81
 Matt Poole 2005-06-07-08
 David I. Powell 1978-79-80
 Jack Powell 1950
 Thomas C. Praktish 1976-77-78
 M. Prey 1951
 Theodore W. Price 1961-62
 Chad Prince 1997-98-99-2000
 Tim Prisco 1995-96
 Orest (Rocky) Prockiw 1956-58
 Robert B. Purcell 1965-66
 John Putnam 1958

R

Alex Rando 2020
 Jack Ray 1953
 William A. Ray 1962-63-64
 Robert Reed 1958-59-60
 Key Reid 1993-94-95
 Diego Restrepo 2009-10
 Yannick Reyring 2005-06-07
 Claudio Reyna 1991-92-93
 Herbert Y. Reynolds 1958-59-60
 Mark Reynolds 1975-76
 Calvin Rezende 2011
 Connor Rezende 2011
 Alkus I. Riesenburger 1942
 Manuel Rionda 1946
 Mark Riehl 1975-76-77-78
 Benito B. Rish 1941-42
 A.E. Robertson 1951-52
 Xavier Rock 2007
 Ahkeel Rodney 2009-10
 Antonio Rodriguez 2021
 Jose (Dan) Rojas 1954-55
 Mike Rogers 1974-75-76-77
 Robby Rogers 2005-06-08
 Bruce Rollinson 1954-55
 Larry Rose 1973
 David Rosenbaum 2004
 Alan H. Rosenthal 1963-64
 Michael C. Ross 1967
 Barret J. Rossie 1975-76
 Peyton Rowan, Jr. 1958-59
 Lionel L. Rowe 1954-55
 Jake Rozhansky 2014-15
 Kyle Rudzinski 2004-05-07
 Alexander H. Ruhl 1948
 Philip M. Russell 1970-71-72-73

S

Houston M. Sadler 1958-59
 Yuri Sagatov 1995-96-97
 Marcus Salandy-Defour 2012-13-15-16
 Adam H. Salladin 1981-82-83
 Amari Salley 2022
 Richard Sanders 1972-73-74-75
 Lee Sandwina 2005-06
 Mike Sanchez 1988
 Paul H. Saylor 1961-62-63
 Manny Scere 2014-15
 Chris Scheipe 2021

Tom Schildwachter 1968-69-70
 Michael Schnabel 1982-83-84-85
 Andriy Shapoval 1994-95-96-97
 John R. Sheffield 1946-47-48
 John R. Sherry 1969-70
 William Shmiedeiser 1950
 Steven D. Shor 1980-81
 Zola Short 2004-05-06-07
 Colin Shutler 2017-18-19-20
 Damian Silvera 1992-93-94-95
 Joel Silverberg 1956-57
 Grant Silvester 2011-12-13-14
 Jimmy Simpson 2008-09-10
 Chefik Simo 2003-04
 Robert Simonton 1984
 Kevin M. Sims 1975-76-77-78
 Kyle Singer 1999-00-01
 Brian Siracusa 1991-92
 Asparuh Slavov 2021-22
 Mike Slivinski 1993-96
 Karter Smith 2007-08
 V. Scott Smith 1977-78-79-80
 Warren Lister Smith 1958-59
 Sheridan G. Snyder 1956-57-58
 William C. Snyder 1955
 Eric Solomon 1999-00-01-02
 Chris Somerville 2011-12
 William Sommerfield 1959-60-61
 Randy Soules 1969
 Bakary Soumare 2006
 R. Michael Sorensen 1967-68-69
 Brian Span 2010-11
 Frederick L. Spencer 1951
 Michael E. Stack 1977-78-79-80
 Daniel Steedman 2018-19
 Richard A. Steeneck 1961-62-63
 Steven Steinberg 1974-77
 James R. Stephens 1964-65
 Slobodan Sterdteovich 1968
 Robert Stevens 1982-83
 Robert I. Steward 1982-83-84-85
 James V. Stout 1975-77
 Wesley Suggs 2014-15-16
 Andy Sullins 2022
 Kyder Sullivan 2011-12-13-14
 Sheldon Sullivan 2014-15-16-17
 John Sylvester 1986-87-88
 Barna Szabo 1961-62-63

T

Ahdan Tait 2018
 Joaquin Targhetta 1997
 Bradley A. Taylor 1979
 John S. Taylor 1967-68-69
 Raheem Taylor-Parkes 2016-17
 Tony Tchani 2008-09
 Jack Tcherkezian 1958
 Henry Tembon 2007
 Frank Teng 1941
 Gentry W. Thatcher 1960-62
 Randy Thomas 1974-75-76
 Scott Thomsen 2012-13-14-15
 Chris Tierney 2004-05-06-07
 Jon Titchener 1989
 Chris Tolomeo 1980-81-82-83
 Steve Totten 1998-99-00-01
 Ryan Trout 1997-98-99-2000
 Nils C. Trulsson 1952-53-56
 Michael Tsiouliias 2021-22





LETTERWINNERS

Jeff Tuman.....2001-02-03-04
 Howard Turk2008-09
 Ulysses G. Turner, III.....1957-58

U

Kome Ubogu.....2021-22
 Andreas Ueland2019-20-21-22

V

Henry van Wincoop.....2021-22
 Ernest C. Vaughan1966
 Jeremy Verley.....2020-21-22
 Michael Vermillion.....1961-62
 Scott Vermillion.....1995-96-97
 C. Brian Vernon.....1981-82-83-84
 George B. Vest1950-51-52
 Joe Vide2002-03-04
 Joe Villanueva.....2002
 Jonathan Villanueva.....2006-07-08-09
 Brantley P. Vitek1982-83-84-85
 Paul K. Voigt.....1976
 Mike Volk2009-10-11
 Michael Volpe1982-83-84-85
 Arthur B. Voorhees1941

W

Rudy Wachsman1956
 Wesley Wade2015-16
 Harry Wainwright1966
 Owen Walz.....2022
 David M. Wakelee1948-49
 Voga E. Wallace1980-81-82-83
 William A. Wallace.....1959-60
 William A. Wallace.....1979-80-81
 Billy Walsh.....1994-95-96
 Gregory Washburn1973
 Chris Warden1965
 Mark Wayland1987-88-89
 Matt Wayland.....1989
 Ross Weber.....1977
 Matt Weiler.....2008
 Brian West.....1996-97
 Todd Wharton2012-13-14-15
 Ben G. Whipple.....1973-74
 B.T. White.....1952-53-54
 Charlie White1972-73
 Peter White.....1947-49-50
 Will Whorton2009
 Paul Wiese2021-22
 Roger Wilkenoh.....1954
 Bob Willen1984-85-86-87
 Matt Williams.....2004-05-06-07
 Richie Williams1988-89-90-91
 Richard L. Williams.....1946-47
 Julien H. Williams.....1966
 Judson T. Williams1969-72
 Scott Williams.....2021
 William Williams.....1973-74
 Robert Wilson1959
 Lloyd M. Witkind1941-42
 Robert A. Woithe.....1954-55-57
 George Wong1946
 A.J. Wood1991-92-93-94
 Richard Wood1957
 James P. Woodard1955-56
 Mark S. Woolley.....1975-76-77-78

Kent H. Worthington1963-64
 Daniel Wright2021
 Peter Wright.....1965-66
 Rob Wright.....1998-99-00-02
 Peter J. Wylie1975-76-77-80

Y

Brock Yetso1996-97-98
 Brian Yi2003-04
 Lyle Yorks.....1988-89-90-91
 Ronald F. Young.....1959-61

Z

Jay Ziehl.....1969-70-71-72
 Tim Zimmerman1972-73-74
 Ryan Zinkhan.....2011-12-13-14
 Jacques S. Zinman.....1941-42

